

Film-Tech

The information contained in this Adobe Acrobat pdf file is provided at your own risk and good judgment.

These manuals are designed to facilitate the exchange of information related to cinema projection and film handling, with no warranties nor obligations from the authors, for qualified field service engineers.

If you are not a qualified technician, please make no adjustments to anything you may read about in these Adobe manual downloads

www.film-tech.com

**DEVRY 35MM MOTION PICTURE
SOUND PROJECTION EQUIPMENT
TYPE D**



PAROMEL ELECTRONICS CORPORATION

3956 W. BELMONT AVE. • CHICAGO 18, ILL.

U. S. A.

PHONE: AVENUE 3-4422

CABLE: COPAROMEL

SECTION XIII -- PARTS CATALOG

Important Data Concerning Parts Orders

Careful consideration of this data will facilitate and expedite delivery of parts orders.

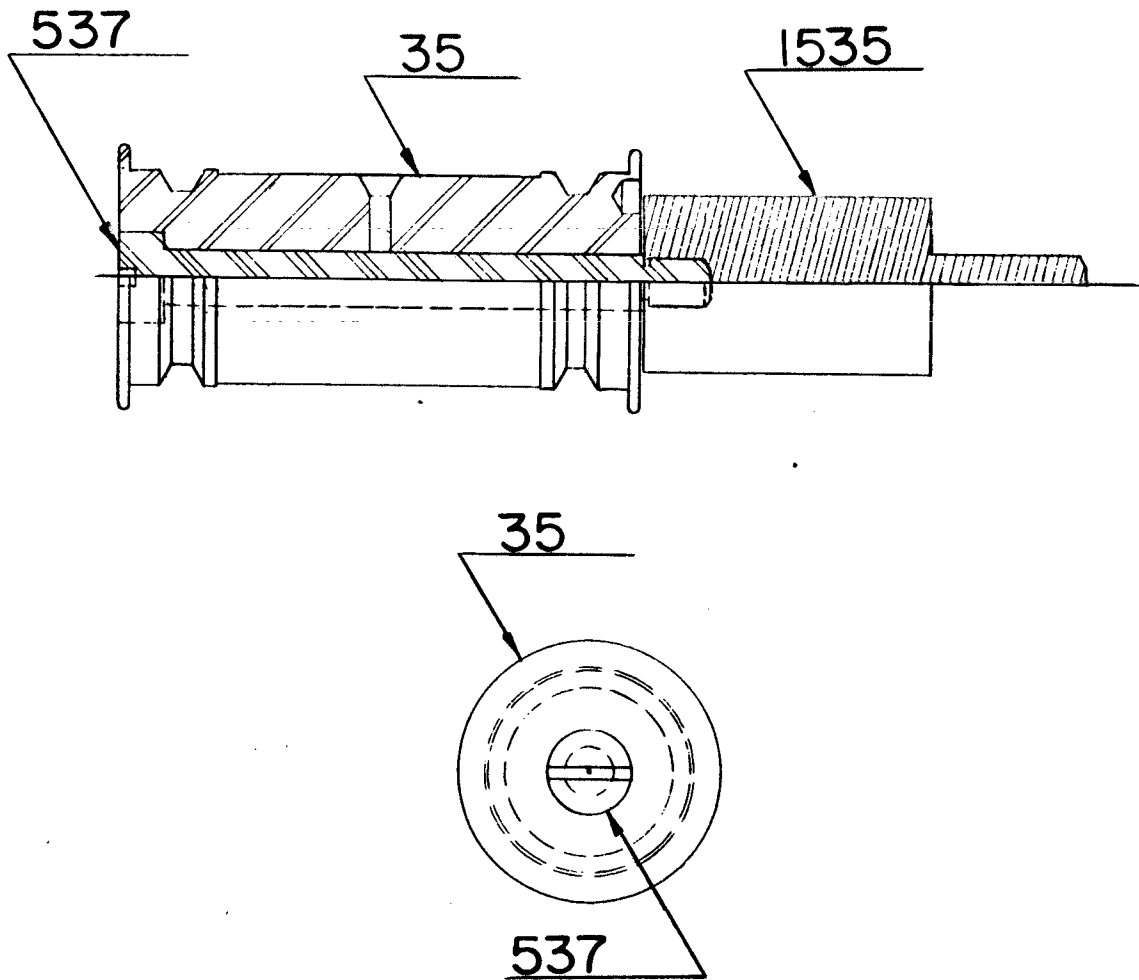
* * *

- I. State MODEL and SERIAL number of projector and MODEL and SERIAL number of amplifier.
- II. Furnish PART NUMBER and DESCRIPTION of EACH part required, as given in this parts catalog.
 - (a) It is not necessary to give the assembly number in which the required part appears.
 - (b) Similarly, it is not necessary to itemize all parts comprising a required assembly.
- III. The use of a given set of asterisks after two or more parts on a given page indicates that, for technical or manufacturing reasons, the parts so marked are not sold separately and that all the parts so marked should be purchased.
- IV. In every case the main assembly is listed at the top of each page, and the individual parts and sub-assemblies comprising the assembly appear under the caption, part number.
- V. The analysis of each sub-assembly is indented, following the listing of the sub-assembly.
- VI. Explanation of KIT ASSEMBLY. A Kit Assembly is an assembly composed of loose parts that are not completely assembled into one unit.
- VII. Items associated with but not included in an assembly follow the analysis of the assembly in question. These parts are listed under the caption RELATED ITEMS — Not Furnished With Above Assembly Unless Specified. Order these parts separately, if required.
- VIII. See Master Diagram at rear of parts catalog for identification of all major assemblies.
- IX. Names of all items or parts are listed with the NOUN first, followed by the descriptive ADJECTIVE.

EXAMPLE!

Shoe — Intermittent Sprocket

Film Guide Roller Assembly - Part No. 46



Part Number	Description	Number Required
35	Roller — Guide	1
537	Shaft — Roller	1
1535	Stud — Roller	1

**RELATED ITEMS — Not Furnished With Above Assembly Unless Specified
For Mounting 46 Assembly to 1134 Mechanism Plate**

292	Washer — No. 8 Split Lock	1
982	Nut — 8-32 Hexagonal	1

Reflector Assembly - Part No. 10900

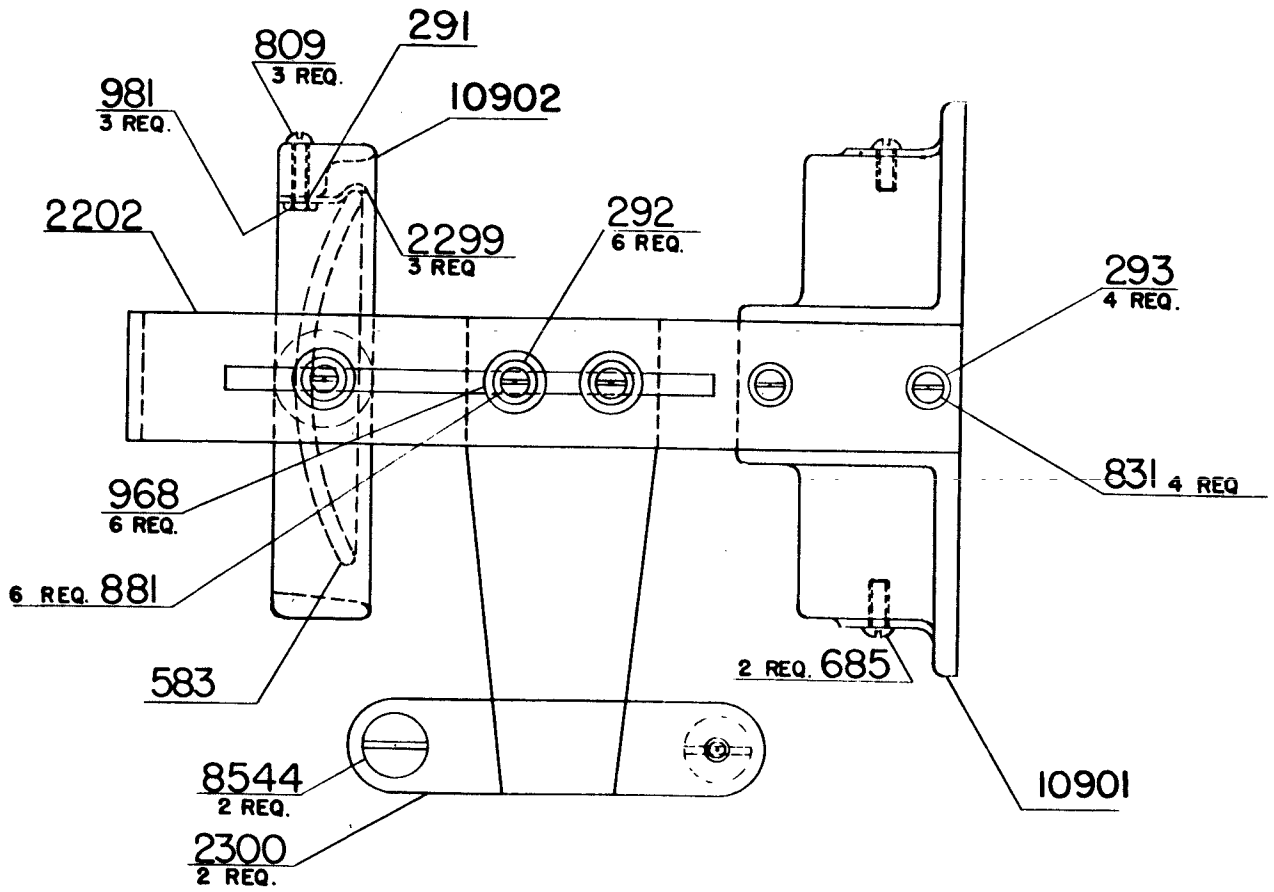
Part Number	Description	Number Required
291	Washer — No. 6 Split Lock	3
292	Washer — No. 8 Split Lock	6
293	Washer — No. 10 Split Lock	4
583	Reflector	1
685	Screw — 8-32 x 1/2" Fillister Head	2
809	Screw — 6-32 x 5/8" Round Head	3
831	Screw — 10-32 x 7/16" Fillister Head	4
881	Screw — 8-32 x 3/8" Fillister Head	6
968	Washer — 1/2" O.D. x 5/32" I.D. Steel.....	6
981	Nut — 6-32 Hexagonal	3
2202	Support — Lamp Yoke	1
2299	Clip — Metal	3
2300	Lamp Socket Clamp Sub Assembly	2
	Two 2300 Assemblies are used in the projector, the quantities indicated below comprise one 2300 assembly.	
	2297 *Retainer — Clamp	1
	2298 *Bracket — Clamp.....	1
8544	Screw — Lamp Socket Clamp.....	2
10901	Frame — Condenser	1
10902	Ring — Reflector	1

RELATED ITEMS — Not Furnished With Above Assembly Unless Specified

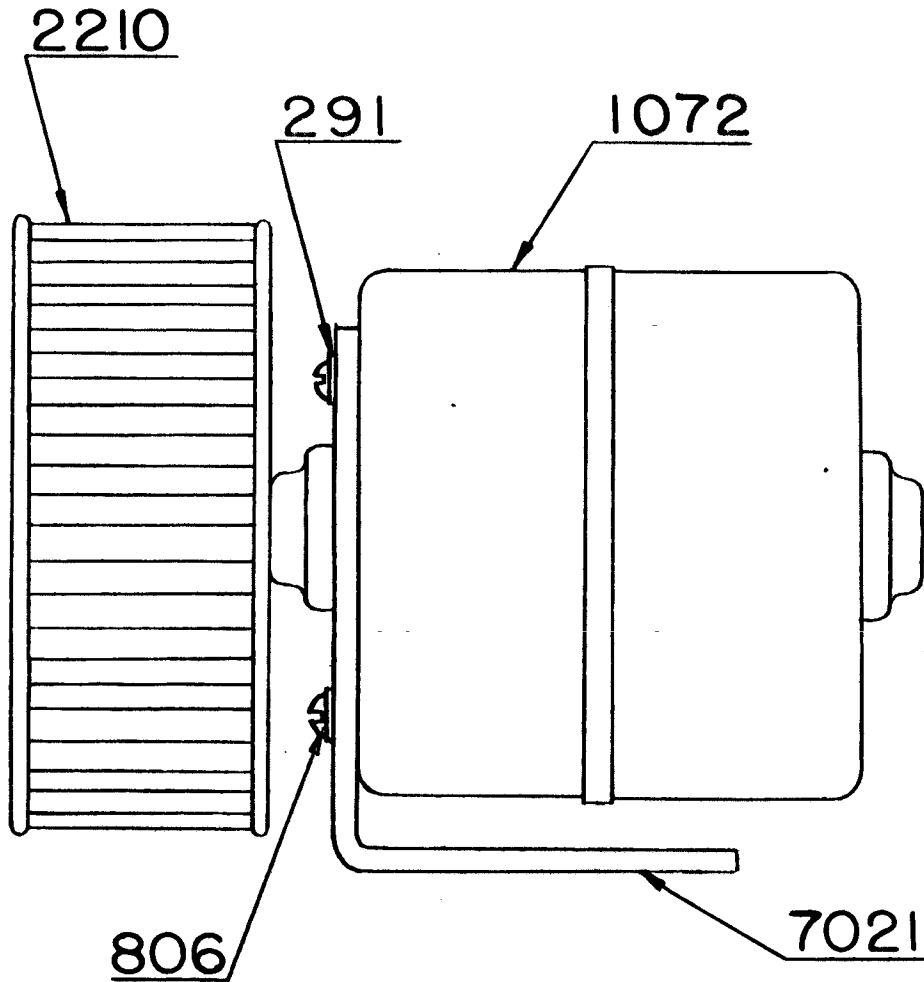
479	Lamp — 1000 Watt, 115 Volt T-20 Medium Pre-Focused	1
2200	Baffle — Lamp	1
	For Mounting 10900 Assembly to 10910 Case Assembly	
135	Spacer	4
292	Washer — No. 8 Split Lock	4
877	Screw — 8-32 x 5/8" Fillister Head	4

* Not Available Separately, Specify Entire 2300 Sub Assembly.

Reflector Assembly - Part No. 10900



Ventilating Motor Assembly - Part No. 1005

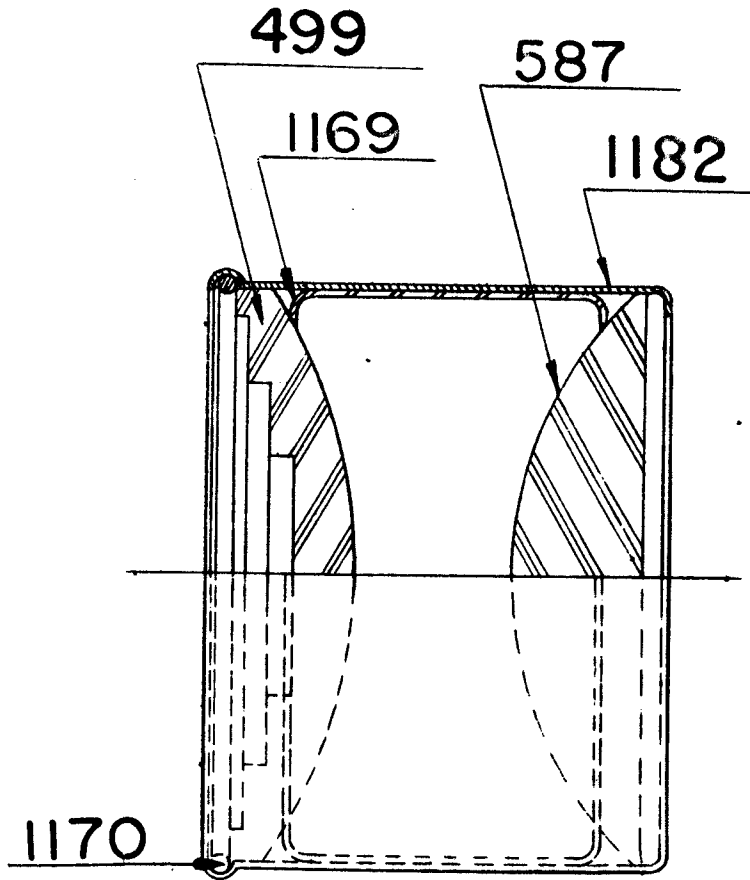


Part Number	Description	Number Required
291	Washer — No. 6 Split Lock	1
806	Screw — 6-32 x 5/16" Round Head	3
1072	Motor — Complete Ventilating	1
Motor Replacement Parts		
721	Screw — 10-32 x 1/4" Set	1
2405	Lug — Solder	2
3826	Condenser — .002 Mfd., 600 Volt	2
7262	Brush — Ventilating Motor	2
2210	Fan (Blower Wheel)	1
7021	Bracket — Motor	1

**RELATED ITEMS — Not Furnished With Above Assembly Unless Specified
For Mounting 1005 Assembly to 10915 Lower Case Assembly**

292	Washer — No. 8 Split Lock	3
881	Screw — 8-32 x 3/8" Fillister Head	3

Condenser Assembly - Part No. 1010



Part Number	Description	Number Required
499	Condenser — Prismatic	1
587	Condenser — Plain	1
1169	Spacer — Condenser	1
1170	Retainer — Wire Ring	1
1182	Housing — Condenser	1

Take-Up Assembly - Part No. 1450

Part Number	Description	Number Required
86	Spring — Friction	6
786	Screw — 5-40 x 5/16" Flat Head	2
841	Screw — 5/32-40 x 3/16" Set	2
858	Screw — 8-32 x 3/8" Flat Head	3
1114	Screw — Knurled	1
1462	Collar	1
1464	Cover — Ball Bearing	1
1466	Wheel — Friction Plunger	1
1467	Housing — Bearing	1
1468	Cylinder — Friction Take-up	1
1469	Sleeve — Bearing	1
1525	Bearing — Ball	2
1534	Sprocket — Take-up Chain	1
2151	Tip — Rawhide Friction	6
7103	Lock — Reel	1
7104	Plunger — Reel Lock	1
7105	Spring — Reel Lock	1
7106	Pin — Reel Lock	1
10503	Take-up Reel Shaft Sub Assembly	1
1463	*Shaft — Reel	1
5225	*Key — Reel Shaft	1

RELATED ITEMS — Not Furnished With Above Assembly Unless Specified

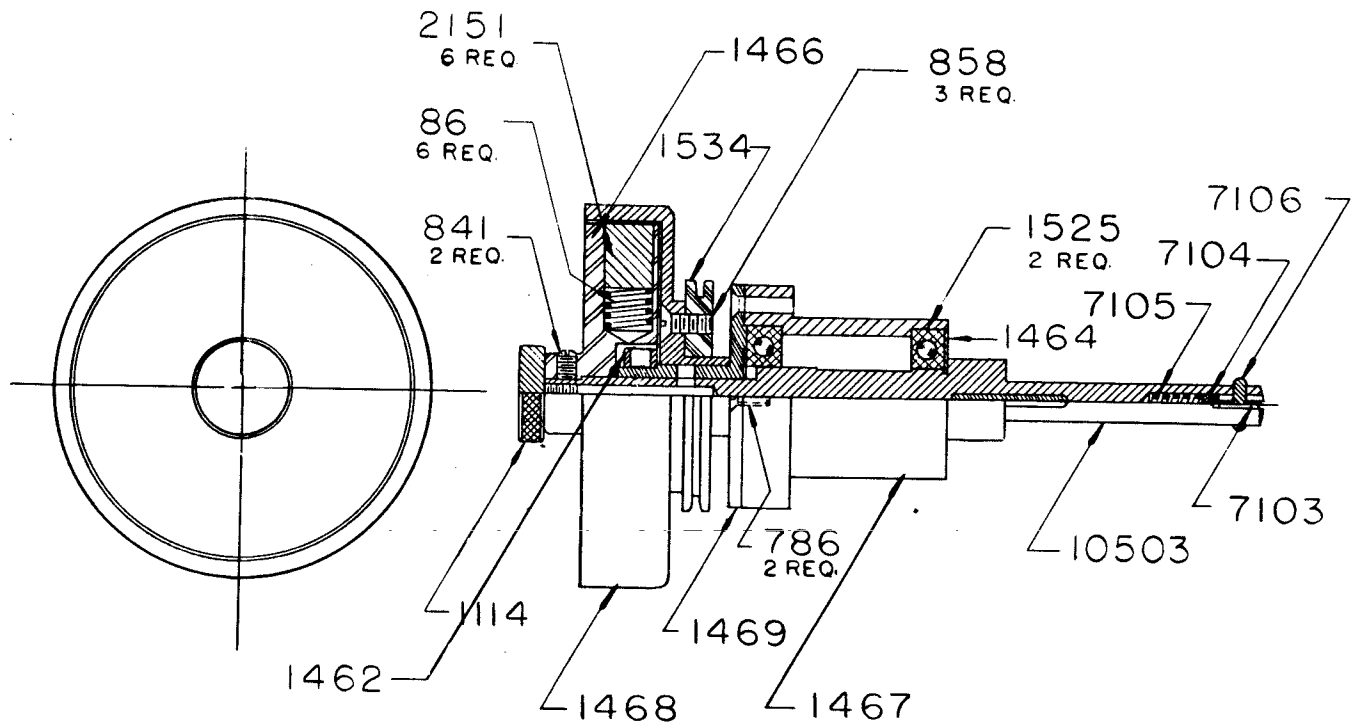
580	Reel — 1,000 ft. 35 mm.	1
2123	Chain — Take-up Driving (76 Links)	1
5820	Reel — 2,000 ft. 35 mm.	1

For Mounting 1450 Assembly to 10915 Lower Magazine Assembly

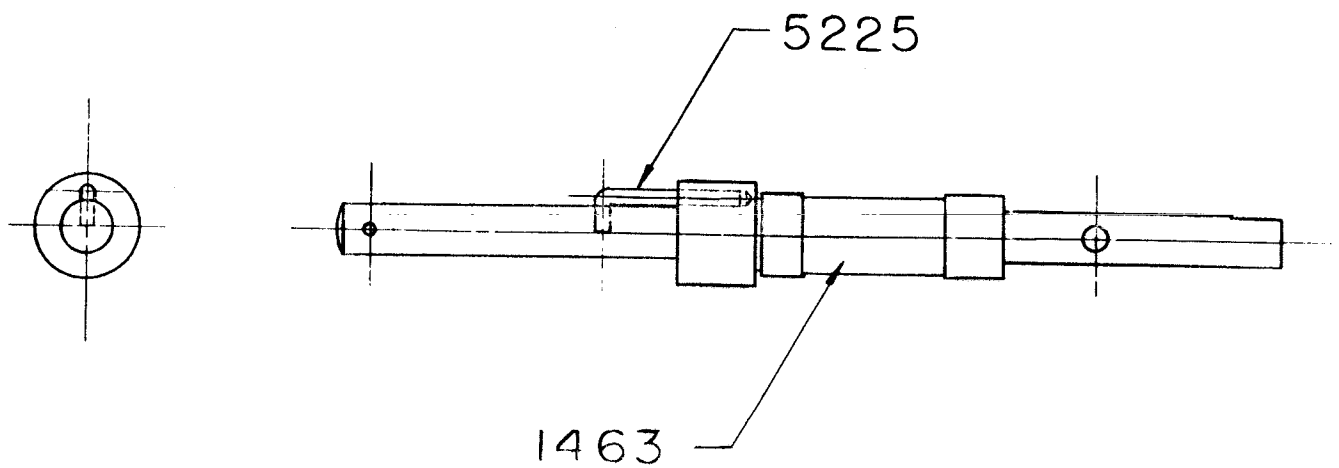
718	Screw — 5-40 x 3/4" Flat Head	2
-----	-------------------------------------	---

* Not Available Separately, Specify Entire 10503 Sub Assembly

Take-Up Assembly - Part No. 1450



Take-Up Reel Shaft Sub-Assembly - Part No. 10503



Drive Motor Assembly - Part No. 1602

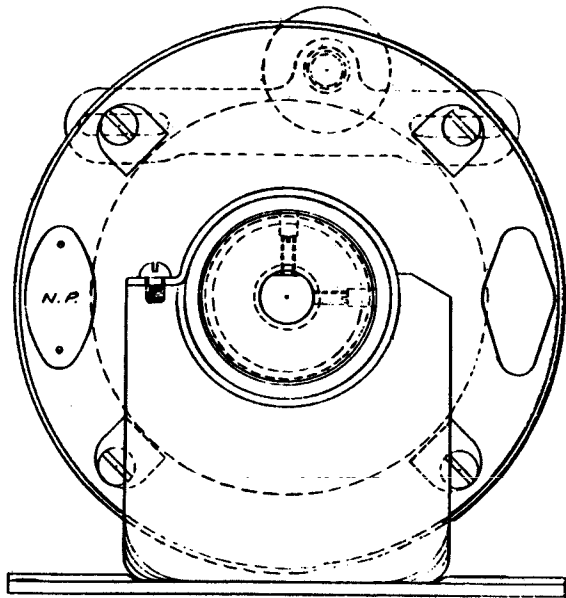
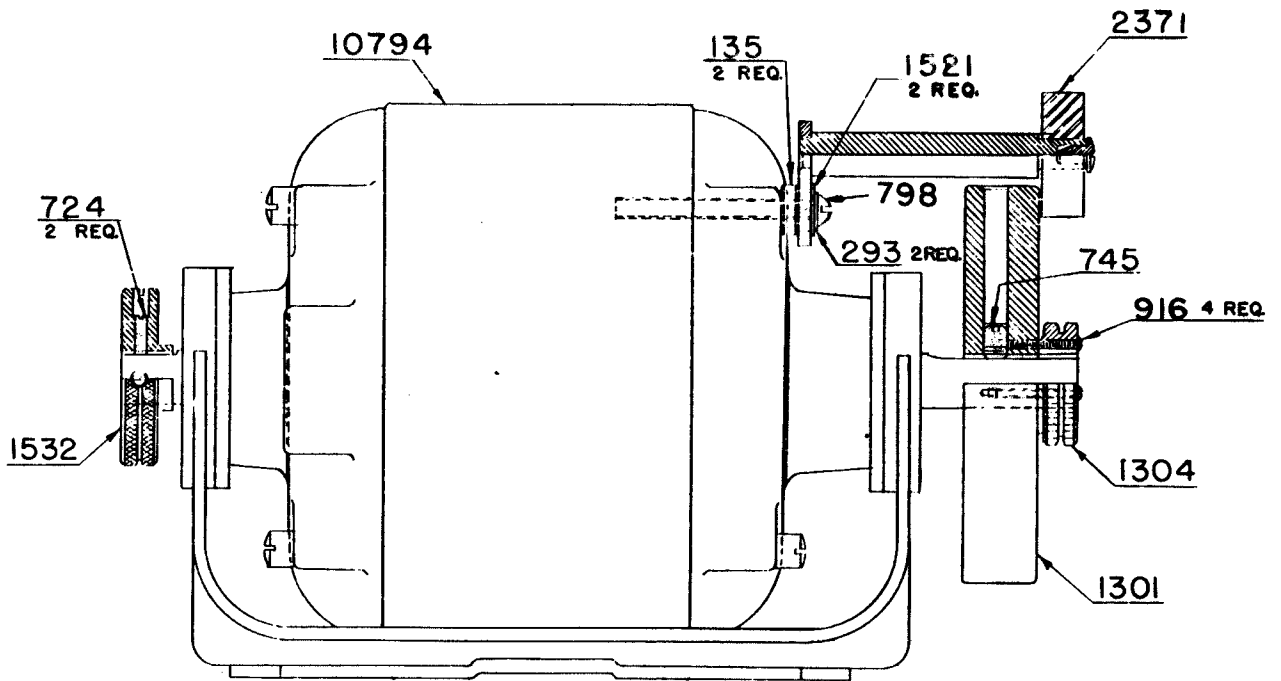
Part Number	Description	Number Required
135	Spacer	2
293	Washer — No. 10 Split Lock	2
724	Screw — 8-32 x 3/8" Set	2
745	Screw — 1/4"-20 x 5/16" Set	1
916	Screw — 5-40 x 5/8" Round Head	4
1301	Flywheel — Motor	1
1304	Sprocket — Motor Chain	1
1521	Washer — 1/2" O.D. x 3/16" I.D. Steel	2
1532	Knob — Motor	1
2371	Shutter Driving Chain Idler Roller Sub Assembly	1
	2370 Pulley — Adjustment	1
	2385 Roller Bracket Sub Assembly	1
	2285 *Shaft — Roller	1
	2314 *Bracket — Adjustment Roller	1
	5220 Screw — 8-32 x 5/16" Binder Head	1
10794	Motor — Complete Drive	1
	(3450 R.P.M., 115 Volt, 60 Cycle, 1/8 H.P.)	

**RELATED ITEMS — Not Furnished With Above Assembly Unless Specified
For Mounting 1602 Drive Motor Assembly**

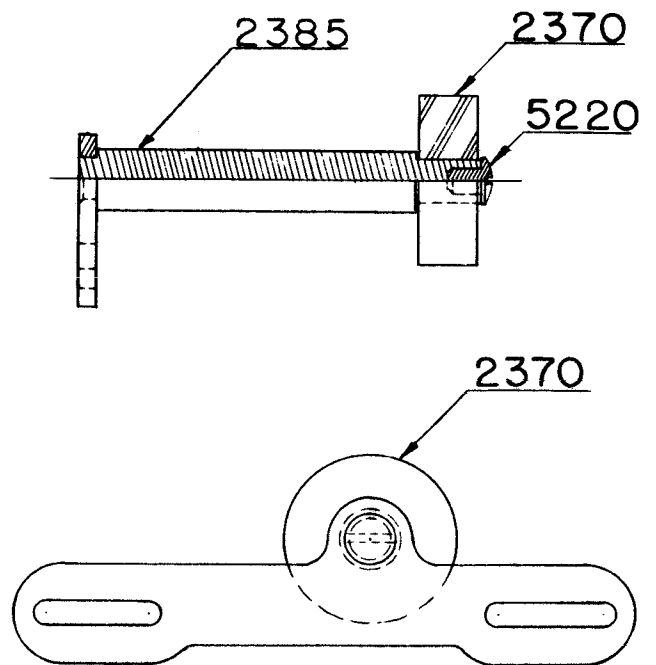
294	Washer — 1/4" Split Lock	4
753	Washer — 3/4" O.D. x 5/16" I.D. Steel	4
899	Bolt — 1/4"-20 x 1-1/8" Hexagonal Head	4
992	Washer — 5/8" O.D. x 1/4" I.D. Steel	4
994	Nut — 1/4"-20 Hexagonal	4

* Not Available Separately, Specify Entire 2385 Sub-Assembly.

Drive Motor Assembly - Part No. 1602



Shutter Driving Chain Idler Roller Sub-Assembly Part No. 2371



Feed Magazine Assembly - Part No. 10905

Part Number	Description	Number Required
684	Screw — 10-32 x 1/2" Fillister Head	3
2393	Feed Shaft Sub-Assembly	1
10904	Feed Magazine Sub-Assembly.....	1

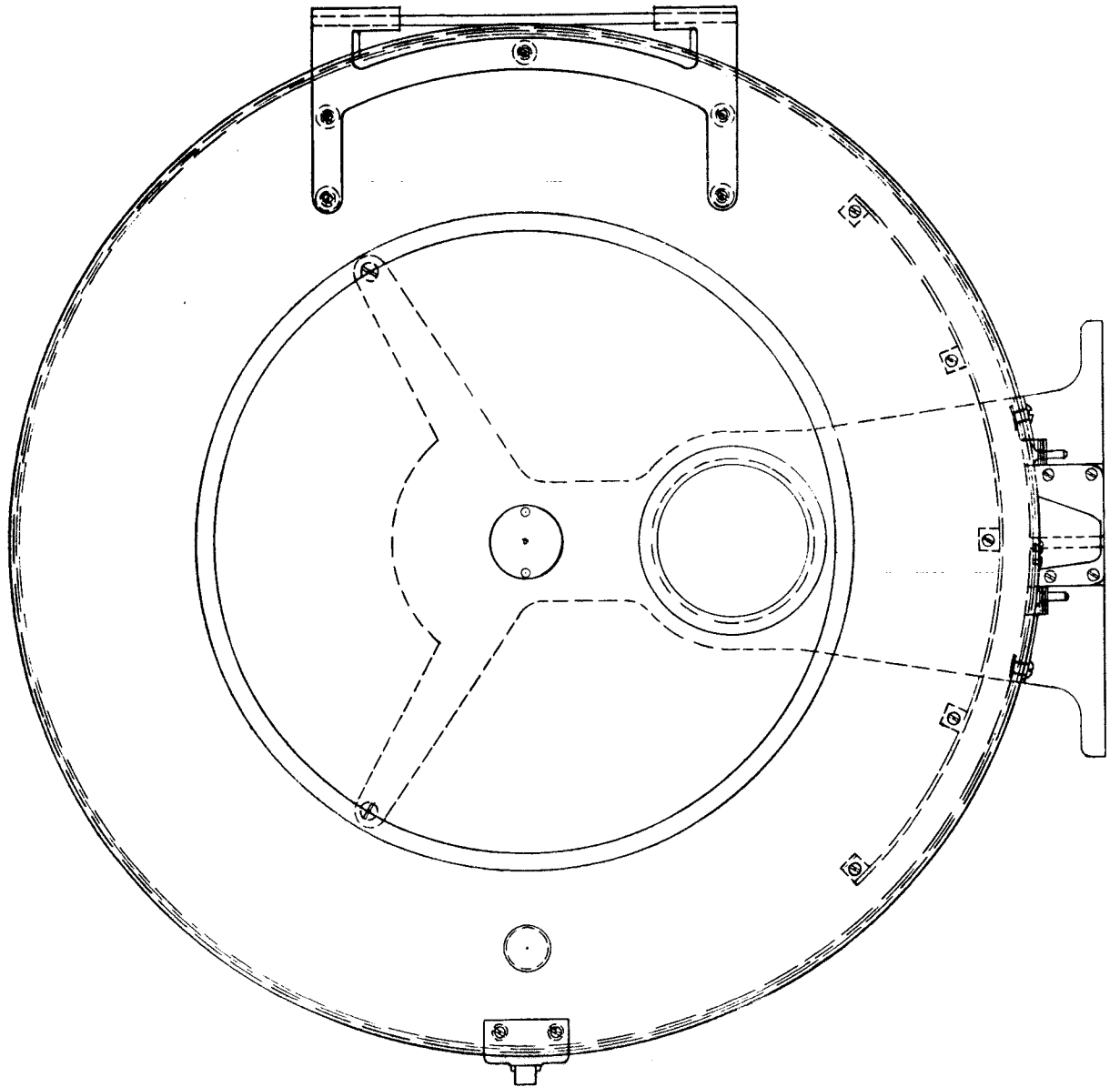
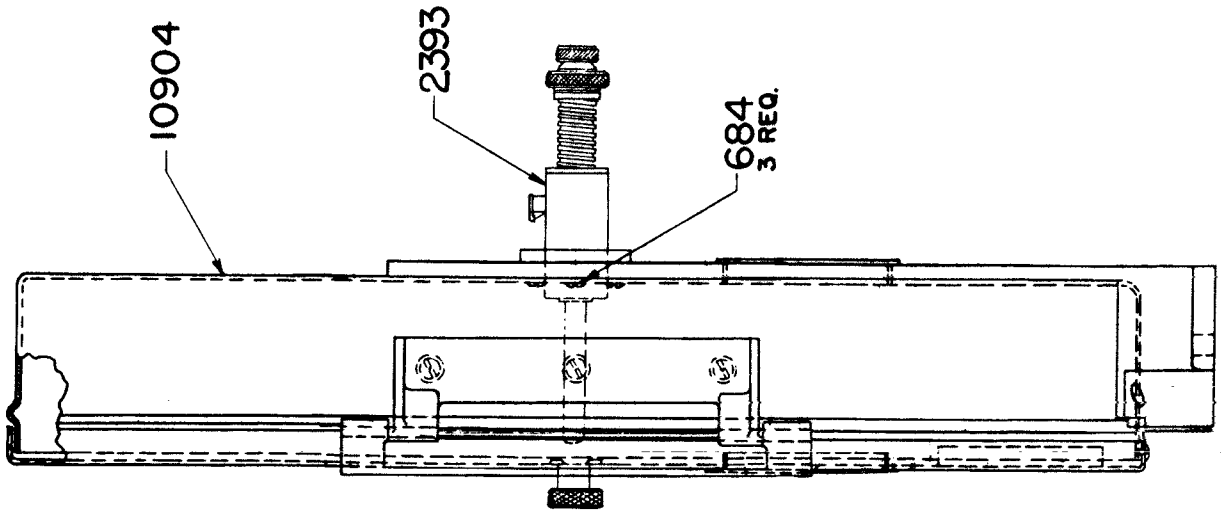
**RELATED ITEMS — Not Furnished With Above Assembly Unless Specified
For Mounting 10905 Assembly to 10910 Upper Projector Case Assembly**

2107	Nut — Knurled Mounting	2
------	------------------------------	---

NOTE!

1. A Complete Parts Analysis and Drawing of the 10904 Feed Magazine Sub-Assembly will be Found on Page 65
2. A Complete Parts Analysis and Drawing of the 2393 Feed Shaft Sub-Assembly will be Found on Page 67

Feed Magazine Assembly - Part No. 10905



Feed Magazine Sub-Assembly - Part No. 10904

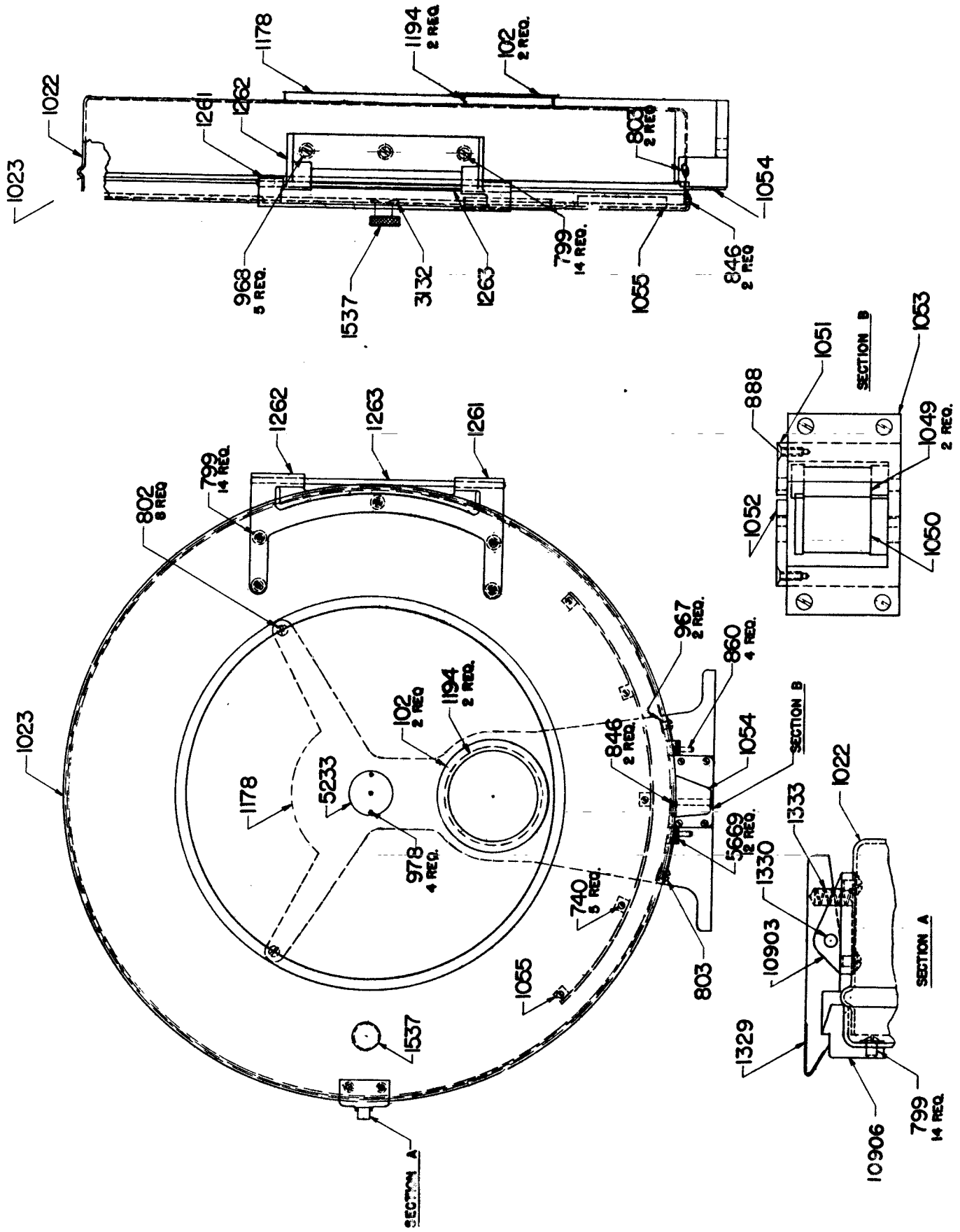
Sub-Assembly of 10905 Feed Magazine Assembly

Part Number	Description	Number Required
102	*Frame — Magazine Glass	2
740	*Screw — 5-40 x 1/8" Round Head	5
799	Screw — 8-32 x 1/4" Round Head	14
802	Screw — 8-32 x 5/16" Round Head	8
803	*Screw — 8-32 x 3/8" Round Head	2
846	*Screw — 3-48 x 1/8" Round Head	2
860	*Screw — 8-32 x 1/2" Flat Head	4
888	Screw — 3-48 x 5/16" Flat Head	4
967	*Washer — 3/8" O.D. x 1/8" I.D. Steel	2
968	Washer — 1/2" O.D. x 5/32" I.D. Steel	5
978	Pin — Name Plate	4
1022	*Case — Magazine	1
1023	*Door — Magazine	1
1049	Roller — Small Fire	2
1050	Roller — Large Fire	1
1051	Plate — Small Roller	1
1052	Plate — Large Roller	1
1053	*Casting — Magazine Fire Roller	1
1054	*Guard — Fire Roller	1
1055	*Guard — Case Fire	1
1178	*Casting — Magazine	1
1194	Glass — Door	2
1261	*Hinge — Door	1
1262	*Hinge — Case	1
1263	*Pin — Hinge	1
1329	Latch — Door	1
1330	Pin — Door Latch	1
1333	Spring — Door Latch	1
1537	*Knob	1
3132	*Washer — 5/8" O.D. x 5/16" I.D. Steel	1
5233	**Plate — DeVry Name	1
5669	*Washer — 3/8" O.D. x 1/4" I.D. Steel	12
10903	Bracket — Door Latch	1
10906	Catch — Door Latch	1

* Not Sold Separately, Purchase Entire 10904 Sub Assembly.
 ** Purchase Two 978 Pins with this Item.

Feed Magazine Sub-Assembly - Part No. 10904

Sub-Assembly of 10905 Feed Magazine Assembly



Feed Shaft Sub-Assembly - Part No. 2393

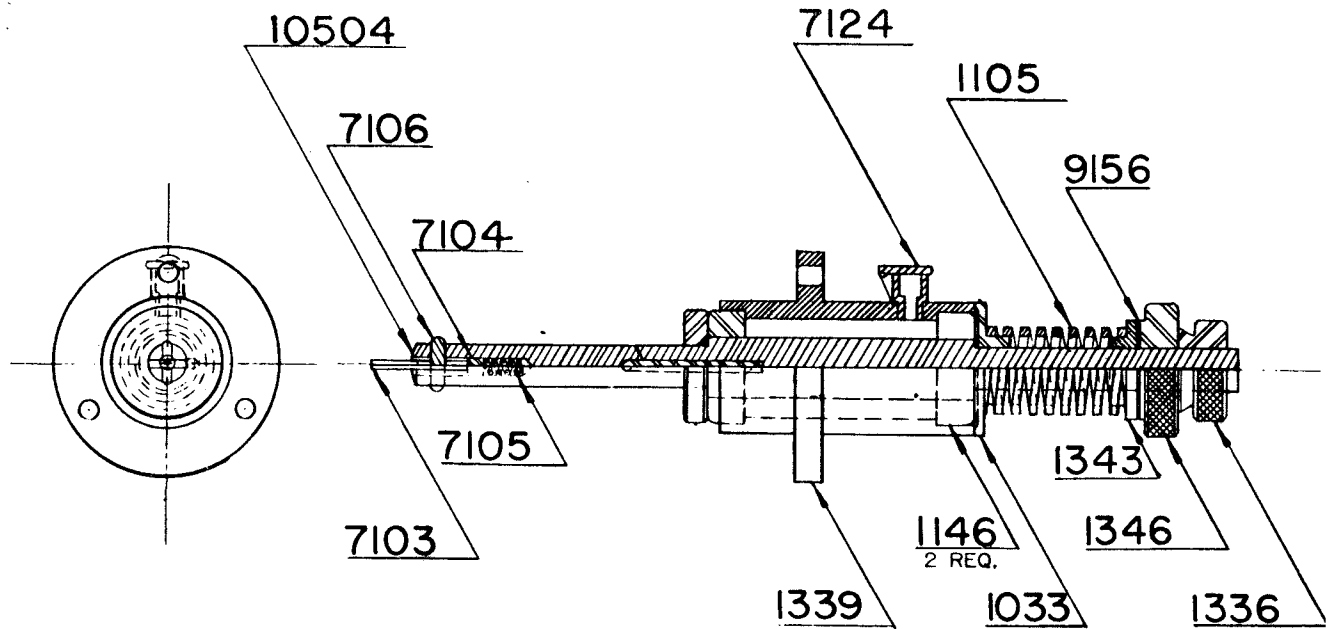
Sub-Assembly of 10905 Feed Magazine Assembly

Part Number	Description	Number Required
1033	Flange — Large Spring	1
1105	Spring — Tension	1
1146	Bearing — Ball	2
1336	Nut — Tension Lock	1
1339	Housing — Ball Bearing	1
1343	Flange — Small Spring	1
1346	Nut — Tension Adjustment	1
7103	Lock — Reel	1
7104	Plunger — Reel Lock	1
7105	Spring — Reel Lock	1
7106	Pin — Reel Lock	1
7124	Cup — Oil	1
9156	Washer — Fiber	1
10504	Feed Shaft Collar Sub Assembly	1
	92 *Collar — Reel Shaft	1
	691 *Pin — Taper	1
	1337 *Shaft — Feed	1
	5225 *Key — Feed Shaft	1

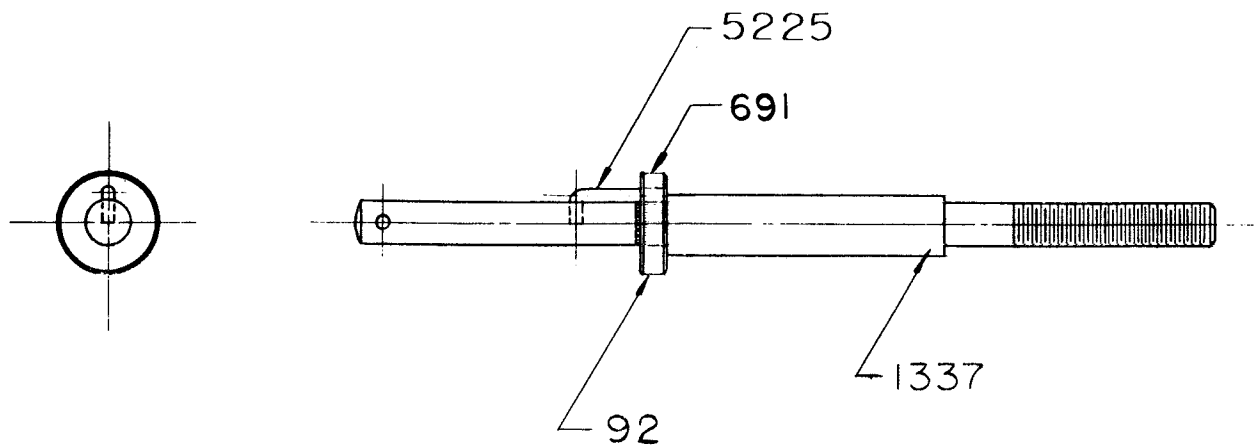
* Not Available Separately, Specify Entire 10504 Sub-Assembly.

Feed Shaft Sub-Assembly - Part No. 2393

Sub-Assembly of 10905 Feed Magazine Assembly



Feed Shaft Collar Sub-Assembly - Part No. 10504



Upper Case Assembly – Part No. 10910

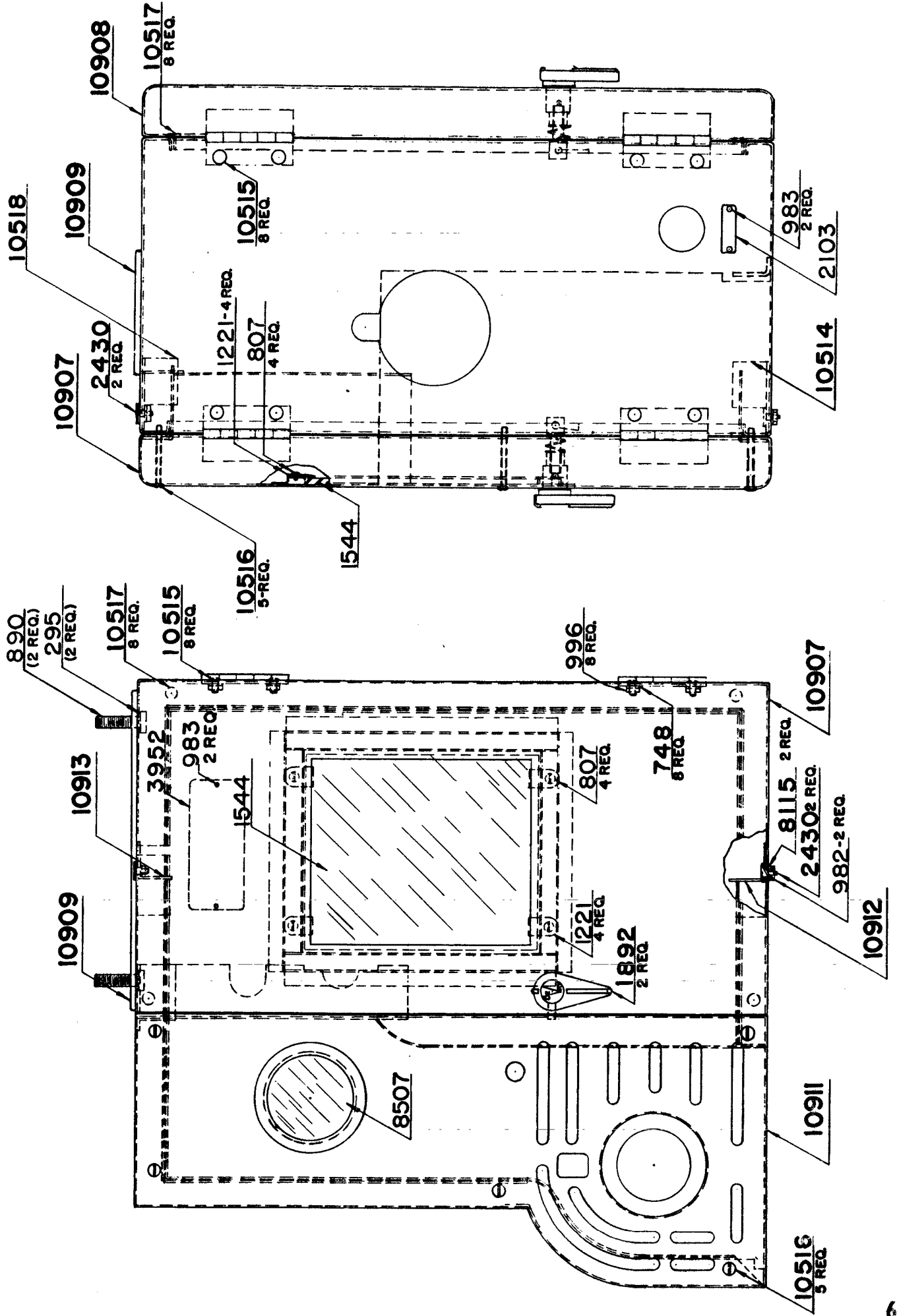
Part Number	Description	Number Required
295	Washer — 5/16" Split Lock	2
748	Washer — No. 10 Inner Cut Lock	8
807	Screw — 6-32 x 3/16" Round Head	4
890	Bolt — 5/16"-18 x 1-1/4" Hexagonal Head	2
982	Nut — 8-32 Hexagonal	2
983	Pin — Name Plate	4
996	Nut — 10-32 Hexagonal	8
1221	Retainer — Door Glass	4
1544	Glass — Door	1
1892	Door Handle Assembly	2
2103	*Plate — Photo Cell Name	1
2430	Screw — 8-32 Special Shoulder Fire Guard	2
8115	Washer — 1/2" O.D. x 9/32" I.D. Spring	2
8507	Window — Red Glass	1
10515	Screw — 10-32 x 3/8" Binder Head	8
10516	Screw — 10-32 x 1-5/8" Oval Head	5
10517	Bumper — Rubber	8
10907	Door — Front	1
10908	Door — Rear	1
10909	Case — Upper	1
10911	Door — Stationary	1
10912	Guard — Bottom Fire	1
10913	Guard — Top Fire	1
10934	*Plate — DeVry Data	1

**RELATED ITEMS — Not Furnished With Above Assembly Unless Specified
For Mounting 10910 Assembly to 10915 Lower Case**

797	Washer — No. 8 Inner Cut Lock	6
982	Nut — 8-32 Hexagonal	6
10523	Screw — 8-32 x 3/8" Binder Head	6

* Purchase Two of Number 983 With Either Items.

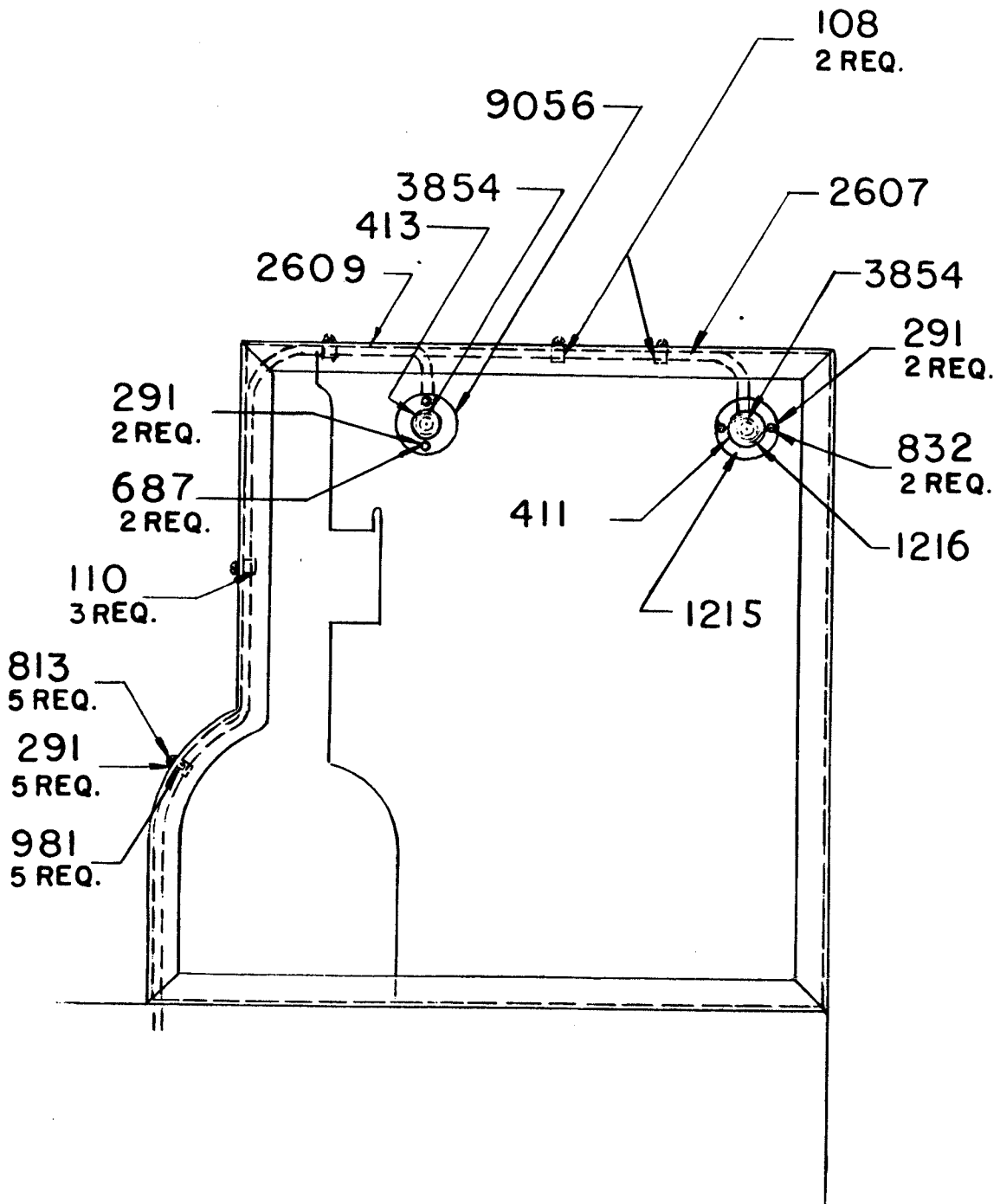
Upper Case Assembly - Part No. 10910



Projector Wiring Components in Upper 10910 Case

Part Number	Description	Number Required
For Threading Lamp		
411	Lamp — 10 Watt 115 Volt S-11 Pilot	1
1215	Mount — Pilot Lamp Socket	1
1216	Socket — Pilot Lamp	1
2607	Shield — Threading Lamp Wire Flexible	1
3854	Ferrule — Flexible Shield	2
3370	Wire — 76" Length High Voltage Pilot Lamp	1
For Mounting 1215		
291	Washer — No. 6 Split Lock	2
832	Screw — 5-40 x 5/16" Round Head	2
For Framing Lamp		
413	Lamp — Framing	1
2609	Shield — Framing Lamp Wire Flexible	1
3371	Wire — 64" Length High Voltage Framing Lamp	1
3854	Ferrule — Flexible Shield	2
9056	Socket — Framing Lamp	1
For Mounting 9056		
291	Washer — No. 6 Split Lock	2
687	Screw — 5-40 x 1/2" Round Head	2
For Mounting 2609		
108	Cleat — Single Steel	2
110	Cleat — Double Steel	3
291	Washer — No. 6 Split Lock	5
813	Screw — 6-32 x 3/8" Round Head	5
981	Nut — 6-32 Hexagonal	5

Projector Wiring Components in Upper 10910 Case



Lower Case Assembly – Part No. 10915

Part Number	Description	Number Required
89	Block — Tilting Bracket Slide	2
292	Washer — No. 8 Split Lock	4
293	Washer — No. 10 Split Lock	16
685	Screw — 8-32 x 1/2" Fillister Head	4
741	Screw — 10-32 x 3/8" Flat Head	8
748	Washer — No. 10 Inner Cut Lock	8
756	Screw — 10-32 x 3/4" Flat Head	8
807	Screw — 6-32 x 3/16" Round Head	8
983	Pin — Name Plate	8
996	Nut — 10-32 Hexagonal	24
1221	Retainer — Door Glass	8
1544	Glass — Door	2
1892	Door Handle Assembly	2
2104	**Plate — 110 Volt Name	1
2106	**Plate — Exciter and Pilot Lamp Name	1
2429	Adaptor — Take-up	1
4240	***Plate — Projector Motor and Lamp Switch Name	1
10515	Screw — 10-32 x 3/8" Binder Head	8
10517	Bumper — Rubber	8
10914	Case — Magazine	1
10916	Door — Front	1
10917	Door — Rear	1
10918	Case Handle Assembly	2

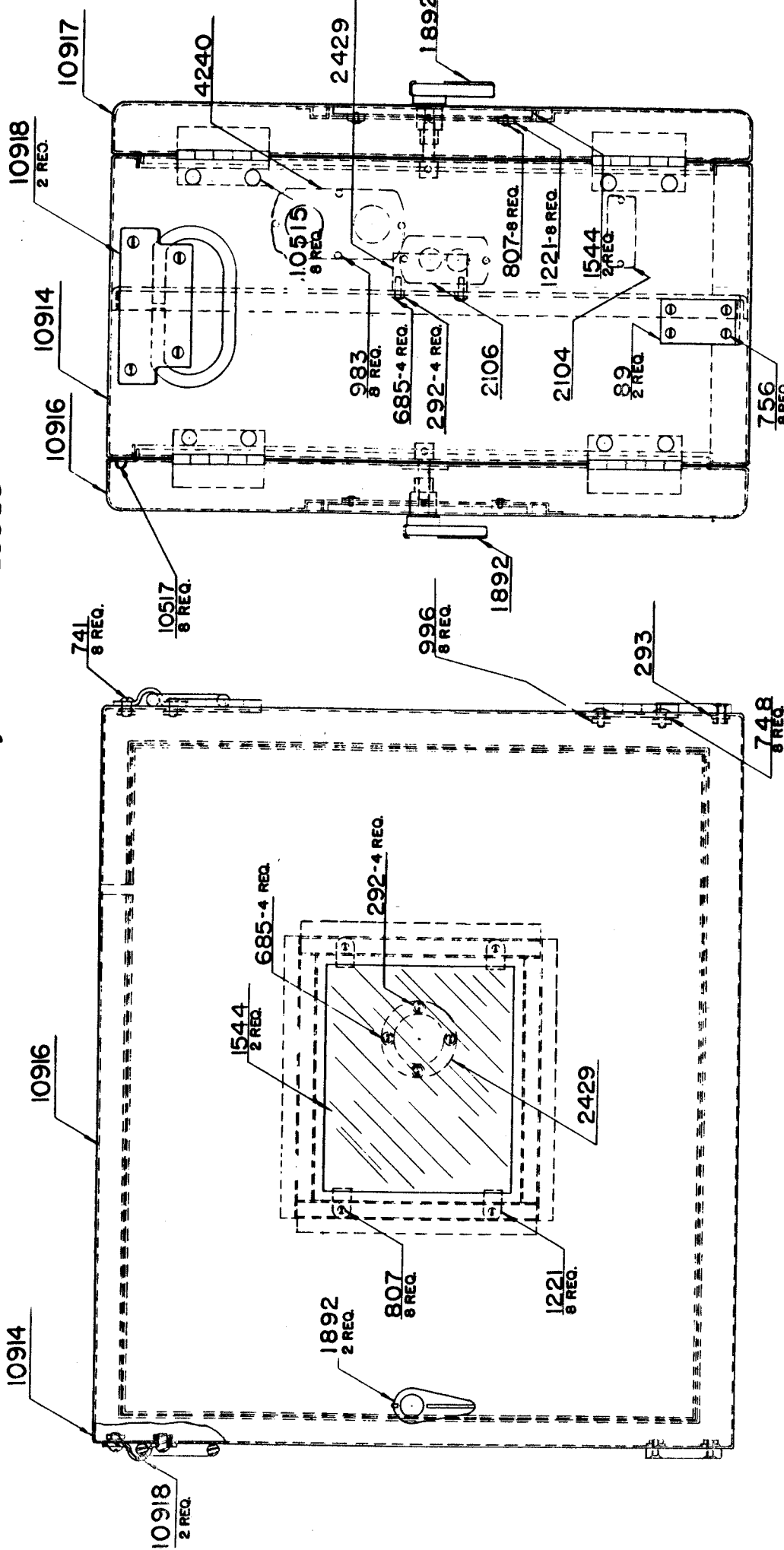
RELATED ITEMS — Not Furnished With Above Assembly Unless Specified

10919	Tilting Bracket Assembly	2
	Two 10919 Assemblies are used in the projector. The quantities below comprise one assembly.	
97	Pad — Rubber	2
851	Screw — 8-32 x 3/4" Fillister Head	2
10920	Bracket — Tilting	1
	To Hold 10919 Assembly to 10915 Assembly	
95	Screw — Tilting Bracket Lock	2
	To Hold 10910 Upper Case Assembly to 10915 Lower Case Assembly	
797	Washer — No. 8 Inner Cut Lock	6
982	Nut — 8-32 Hexagonal	6
10523	Screw — 8-32 x 3/8" Binder Head	6

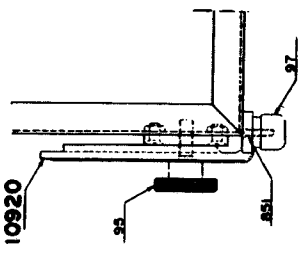
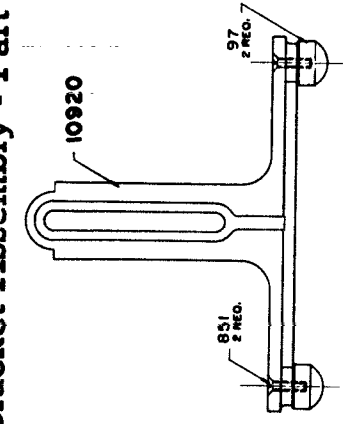
** Purchase Two Number 983 with Either of these Items.

*** Purchase Four Number 983 with this Item.

Lower Case Assembly - Part No. 10915



Tilting Bracket Assembly - Part No. 10919



HOW TILTING BRACKET MOUNTS TO LOWER CASE

Projector Wiring Components in Lower 10915 Case

Part Number	Description	Number Required
44	Projector Amplifier Power Cord Assembly	1
242	Plug — Female Twist Lock Projector	1
1792	Cord and Plug Sub-Assembly (For Amplifier)	1
2680	Cord — 10 Foot of No. 2689	1
3940	Plug — Female Twist Lock Amplifier	1
2691	Cord — 25' Rubber Covered Projector	1
4152	Plug — 2-Prong Male Power	1
243	Receptacle — Male Twist Lock	1
892	Washer — Inner Cut Lock — Threading and Exciter Switch	2
2405	Lug — Solder	12
3372	Wire — 14 Gauge, No. 200, 4 Foot	1
3373	Wire — 16 Gauge, No. 201, 8 Foot	1
3855	Strip — 6 Contact Terminal	1
4186	Transformer — Exciter Lamp	1
4519	Switch — Threading or Exciter Lamp	2
9057	Switch — Lamp or Motor	2
10921	Cover — Metal	1

RELATED ITEMS — Not Furnished With Above Assembly Unless Specified

For Mounting 243

292	Washer — No. 8 Split Lock	2
802	Screw — 8-32 x 5/16" Round Head	2
982	Nut — 8-32 Hexagonal	2

For Mounting 10921

291	Washer — No. 6 Split Lock	2
813	Screw — 6-32 x 3/8" Round Head	2
981	Nut — 6/32 Hexagonal	2

For Mounting 3855

260	Spacer — Terminal Strip	2
291	Washer — No. 6 Split Lock	2
810	Screw — 6/32 x 3/4" Round Head	2
981	Nut — 6/32 Hexagonal	2

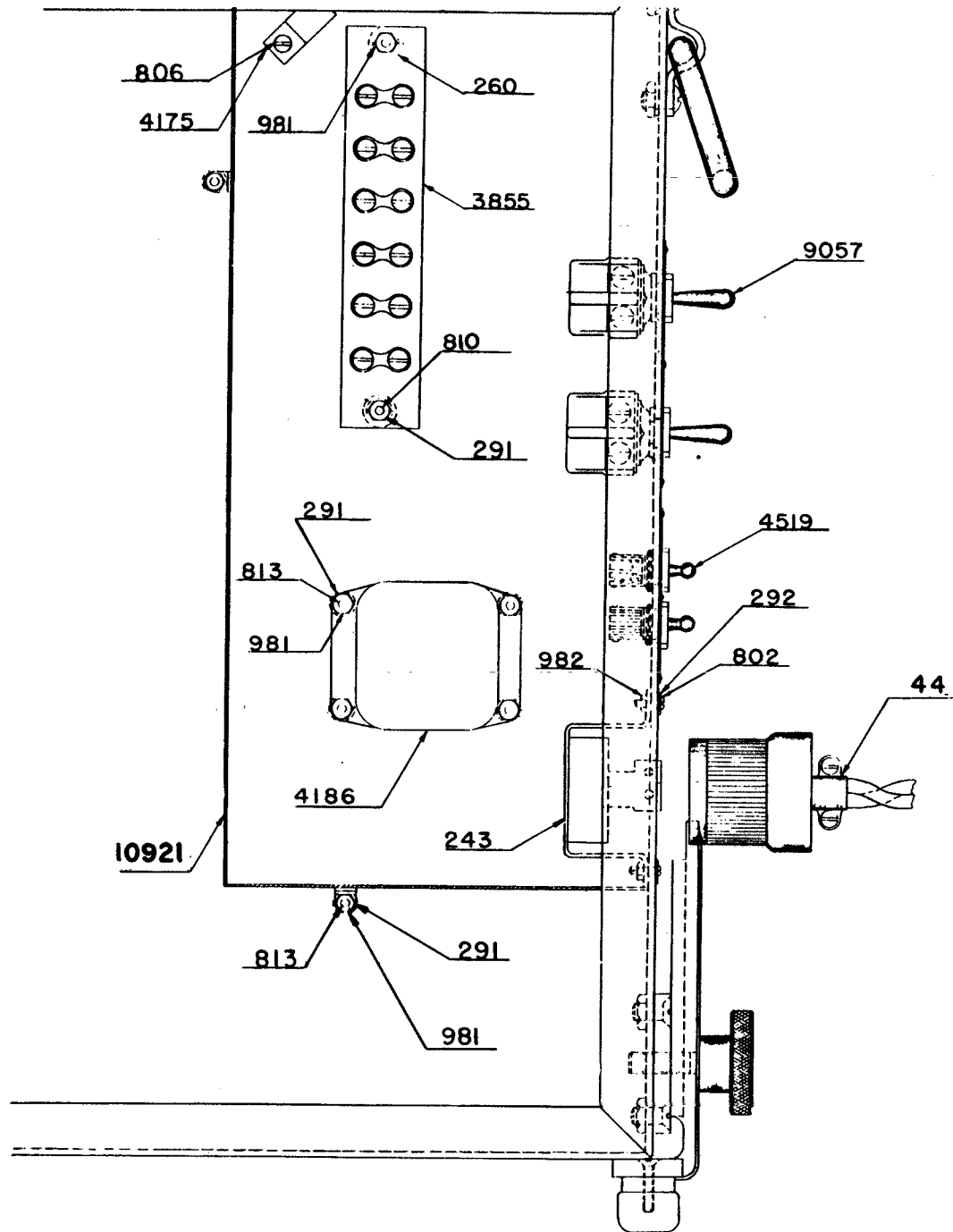
For Mounting 4186

291	Washer — No. 6 Split Lock	4
813	Screw — 6/32 x 3/8" Round Head	4
981	Nut — 6/32 Hexagonal	4

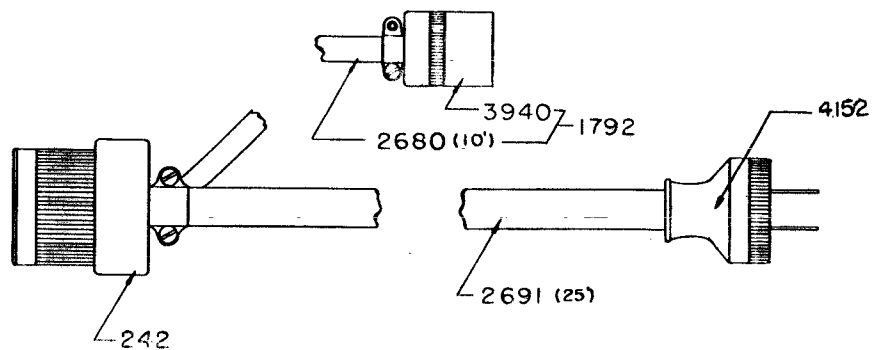
For Mounting Exciter Wires

806	Screw — 6/32 x 5/16" Round Head	2
4175	Cleats — Fibre	2

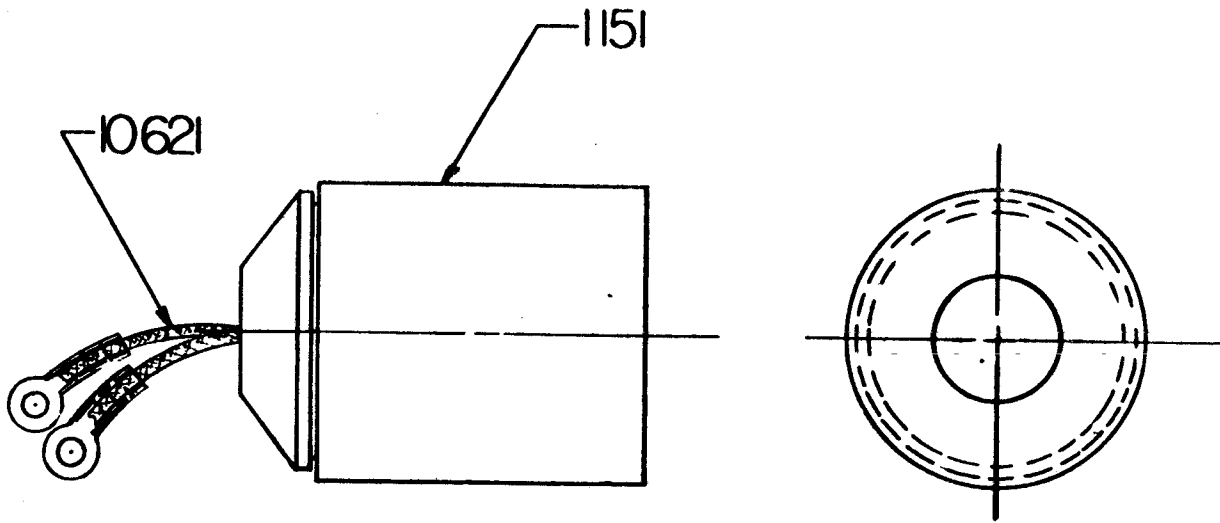
Projector Wiring Components in Lower 10915 Case



**Projector
Amplifier
Power Cord
Assembly
Part No. 44**



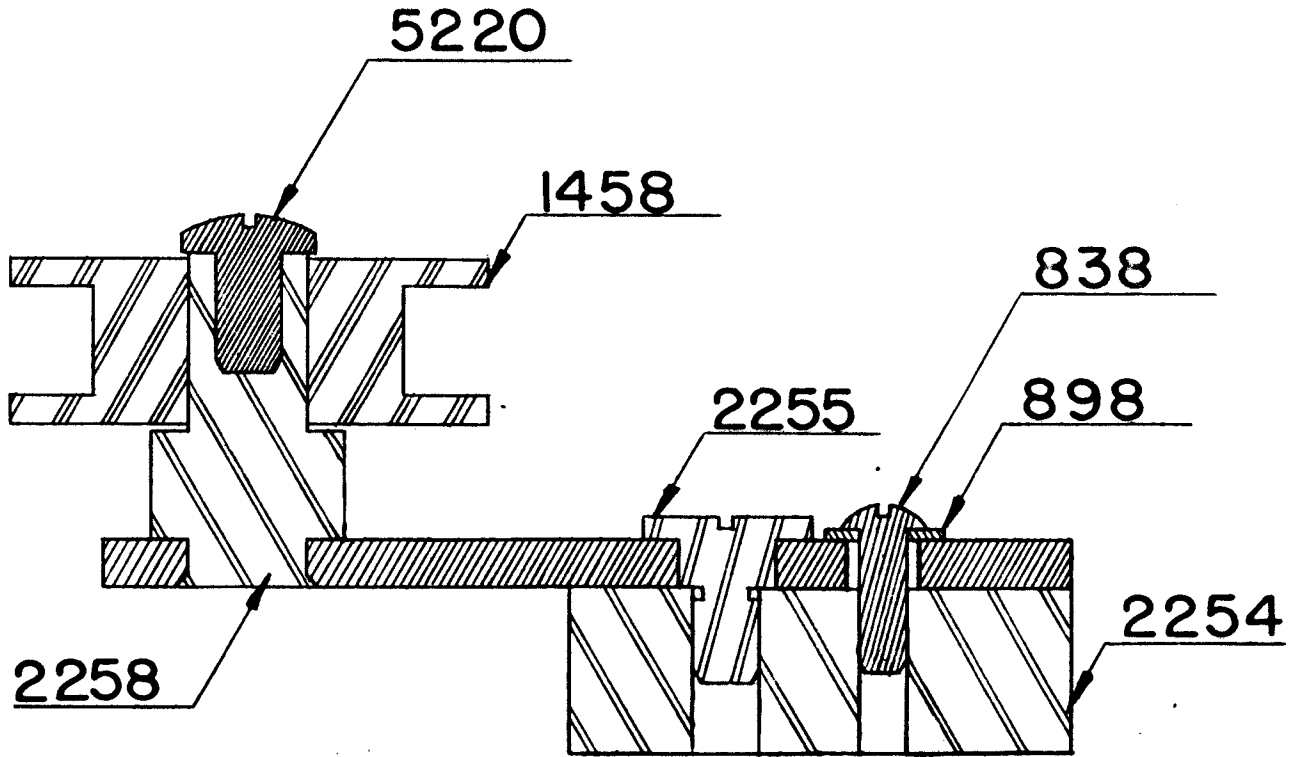
Projector Lamp Socket Assembly - Part No. 2170



Part Number	Description	Number Required
1151	Socket — Prefocus Lamp	1
10621	Lamp Socket Wire and Lugs	2
200	*Wire — No. 14 Delabeston, 1 Foot	1
2405	*Lug — Solder	1

* Not Available Separately, Specify 10621

Sound Driving Chain Idler Assembly - Part No. 2193



Part Number	Description	Number Required
838	Screw — 5/40 x 3/8" Round Head	1
898	Washer — 5/16" O.D. x 1/8" I.D. Steel	1
1458	Roller — Chain Idler	1
2254	Block — Idler Mounting	1
2255	Screw — Shoulder	1
2258	Lever Sub Assembly	1
2256	*Stud	1
2257	*Lever	1
5220	Screw — 8-32 x 5/16" Binder Head	1

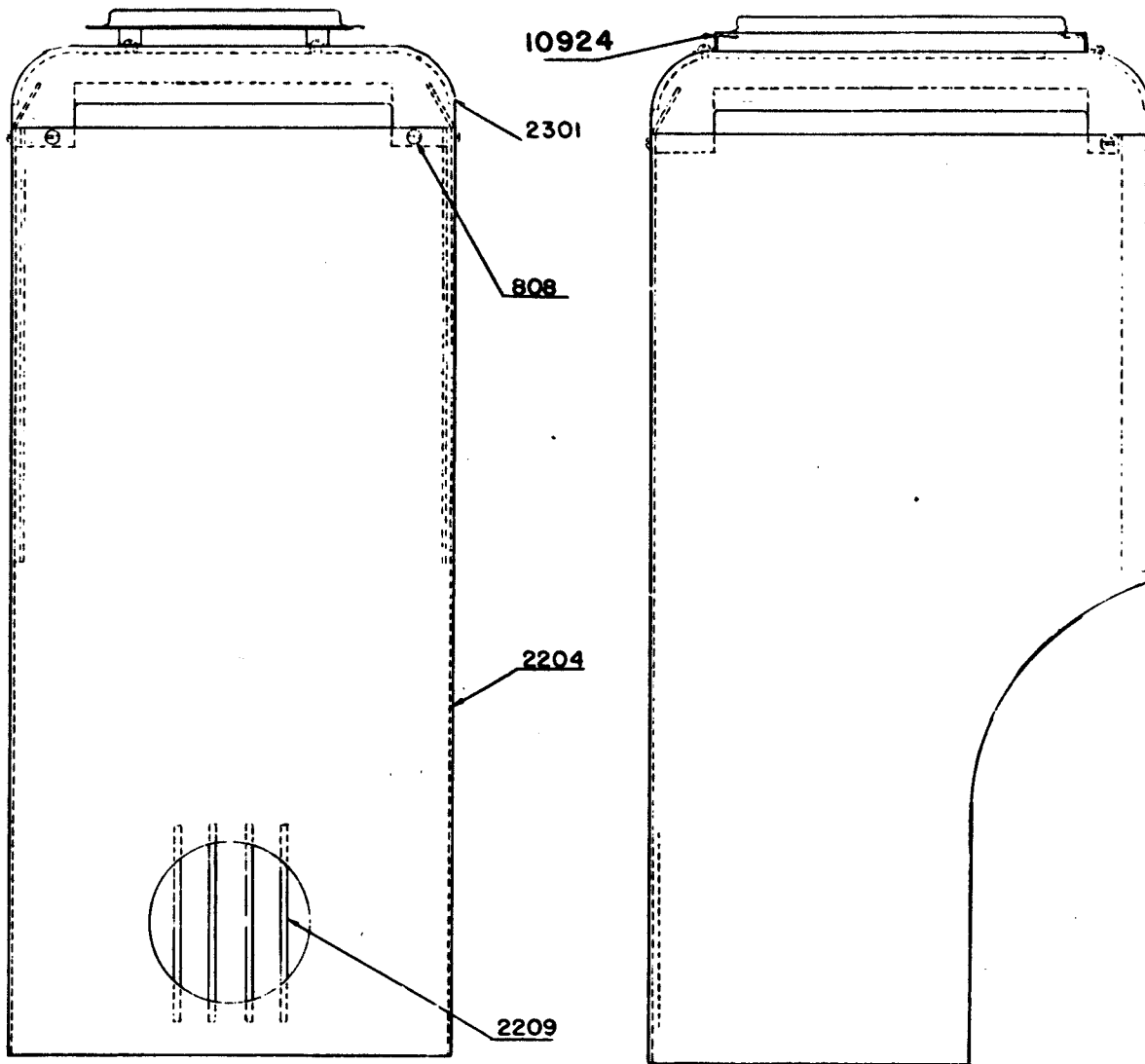
RELATED ITEMS — Not Furnished With Above Assembly Unless Specified

For Mounting 2193 Assembly to 1134 Mechanism Plate

291	Washer — No. 6 Split Lock	1
292	Washer — No. 8 Split Lock	1
673	Screw — 8-32 x 7/16" Fillister Head	1
687	Screw — 5-40 x 1/2" Round Head	1

* Not Available Separately, Specify Entire 2258 Sub Assembly.

Lamphouse Cover Assembly - Part No. 10925



Part Number	Description	Number Required
808	Screw — 6-32 x 1/4" Round Head	8
2204	*Cover — Lamphouse	1
2209	*Rod — Screen	4
2301	*Mount — Lamphouse Top	1
10924	Top — Lamphouse	1

RELATED ITEMS — Not Furnished With Above Assembly Unless Specified

10923	Base — Lamphouse	1
-------	------------------------	---

For Mounting 10925 Assembly

292	Washer — No. 8 Split Lock	6
803	Screw — 8-32 x 3/8" Round Head	6
982	Nut — 8-32 Hexagonal	6
2201	Slide — Lamphouse Mounting	2

* Not Available Separately, Specify Entire 10925 Assembly.

Feed Sprocket Assembly - Part No. 2216

Part Number	Description	Number Required
292	Washer — No. 8 Split Lock	3
685	Screw — 8-32 x 1/2" Fillister Head	3
2192	Feed Sprocket Sub Assembly	1
215	Spacer — Idler Arm Stop	1
836	Screw — 5-40 x 3/16" Round Head	2
871	Screw — 10-32 Allen Set	1
923	Screw — 2-56 x 5/8" Fillister Head	1
977	Pin — Large Taper	1
1236	Plate — Stripper	1
2217	Sprocket — Film Feed	1
2224	Feed Chain Sprocket Sub Assembly	1
2214	*Hub — Feed Chain Sprocket	1
2215	*Sprocket — Sound Driving Chain	1
2390	Sprocket Idler Sub Assembly	1
1348	Spring — Idler Lock	1
1349	Screw — Retaining	1
1354	Knob — Idler	1
1355	Nut — Idler Lock	1
1356	Rod — Idler Lock	1
1358	Roller — Inner Idler	1
1359	Roller — Outer Idler	1
1511	Roller — Fixed Idler	2
5183	Stud — Idler	1
5222	Screw — 5-40 x 3/16" Binder Head	1
10931	Idler Bracket Sub Assembly	1
1353	**Bracket — Idler	1
1357	**Shaft — Idler Roller	1
5153	Washer — Fiber, 3/8" I.D. 5/8" O.D.	1
10932	Shaft and Bearing Kit Assembly	1
2212	***Shaft — Feed Sprocket	1
2218	***Bearing — Feed Sprocket	1
2213	Sprocket — Feed Chain	1

RELATED ITEMS — Not Furnished With Above Assembly Unless Specified

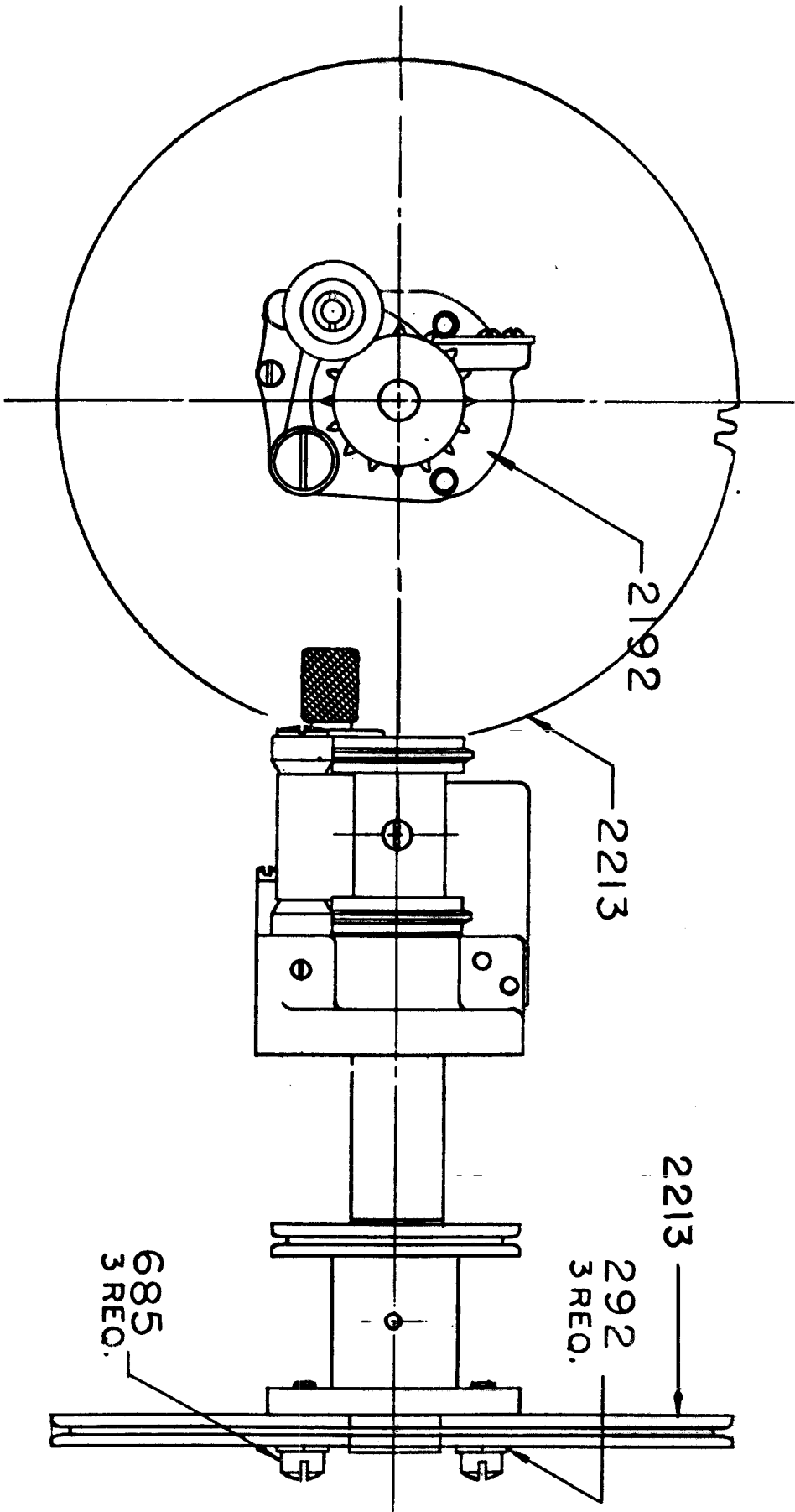
2121	Chain — Feed and Intermittent Driving	1
------	---	---

For Mounting 2216 Assembly to 1134 Mechanism Plate

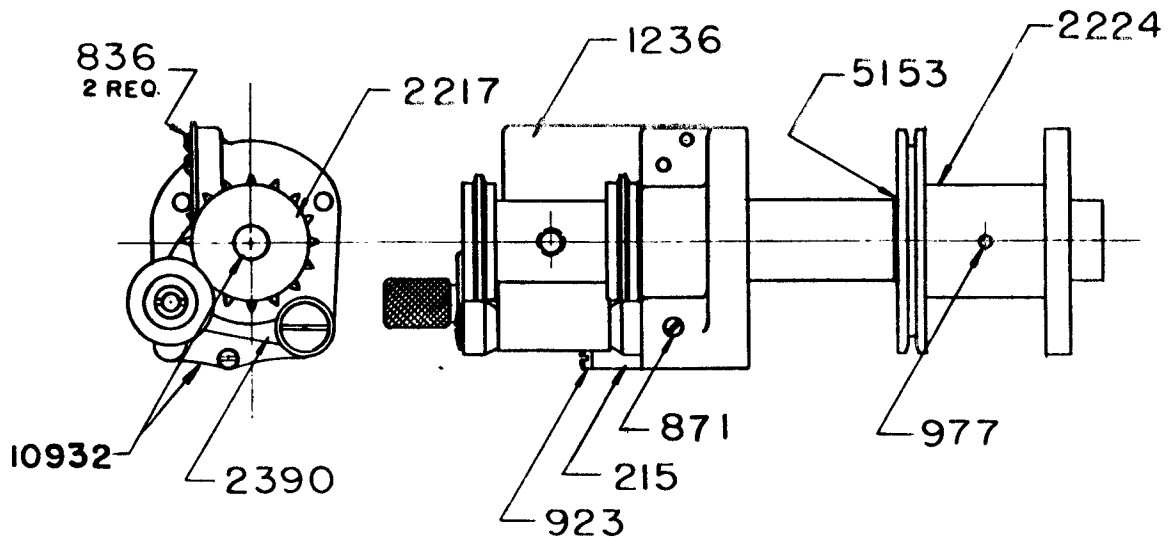
292	Washer — No. 8 Split Lock	3
877	Screw — 8-32 x 5/8" Fillister Head	3

- * Not Available Separately, Specify Entire 2224 Sub Assembly.
- ** Not Available Separately, Specify Entire 10931 Sub Assembly.
- *** Not Available Separately, Specify Entire 10932 Assembly.

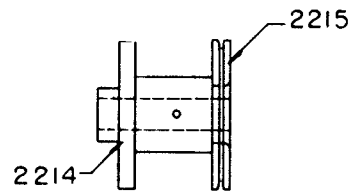
Feed Sprocket Assembly - Part No. 2216



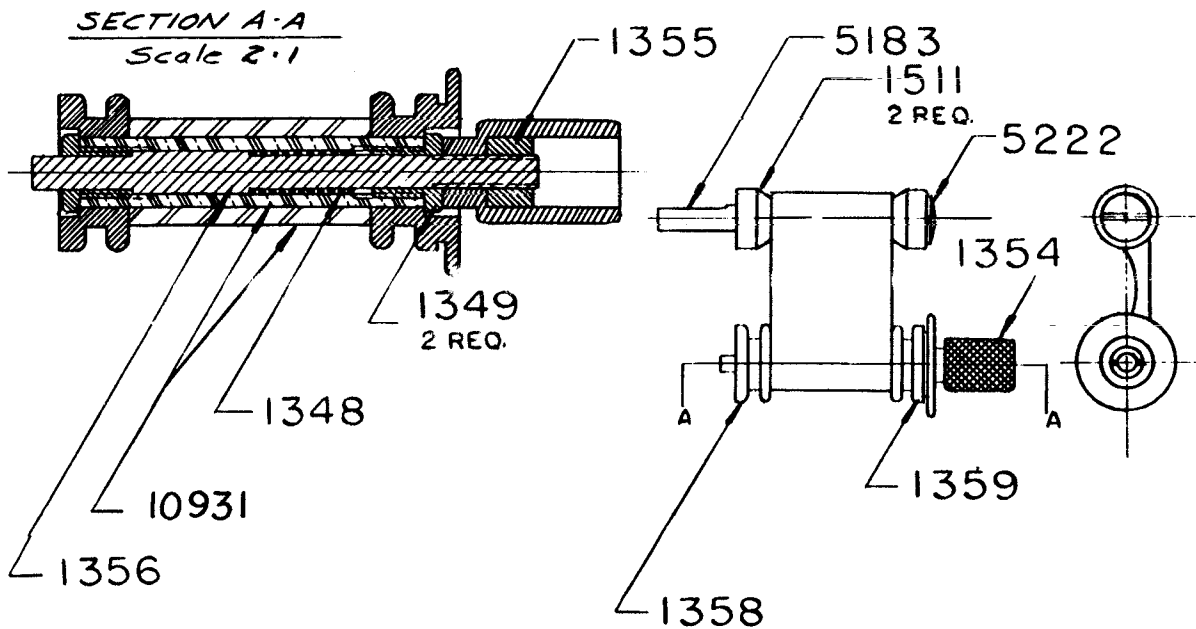
Feed Sprocket Sub-Assembly - Part No. 2192



Feed Chain Sprocket Sub-Assembly - Part No. 2224



Sprocket Idler Sub-Assembly - Part No. 2390



Sound Sprocket Assembly - Part No. 2220

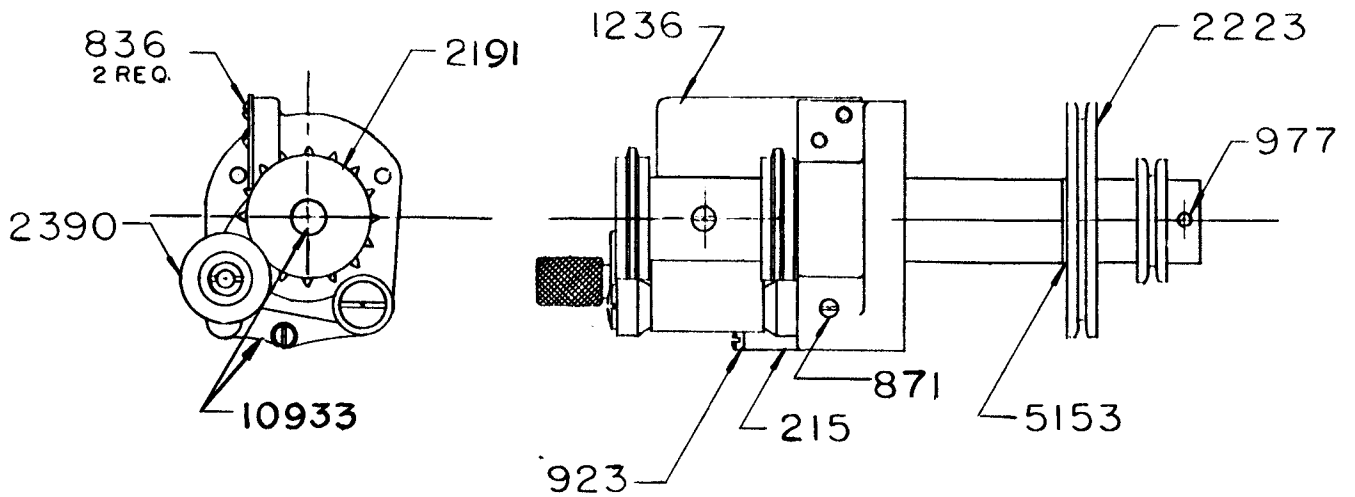
Part Number	Description	Number Required
215	Spacer — Idler Arm Stop	1
836	Screw — 5-40 x 3/16" Round Head	2
871	Screw — 10-32 x 3/16" Allen Set	1
923	Screw — 2-56 x 5/8" Fillister Head	1
977	Pin — Taper	1
1236	Plate — Stripper	1
2191	Sprocket — Film Sound	1
2223	Sound Chain Sprocket Sub Assembly	1
	2221 *Sprocket — Take-up Driving Chain	1
	2222 *Sprocket — Sound Chain	1
2390	Sprocket Idler Sub Assembly	1
	1348 Spring — Idler Lock	1
	1349 Screw — Retaining	2
	1354 Knob — Idler	1
	1355 Nut — Idler Lock	1
	1356 Rod — Idler Lock	1
	1358 Roller — Inner Idler	1
	1359 Roller — Outer Idler	1
	1511 Roller — Fixed Idler	2
	5183 Stud — Idler	1
	5222 Screw — 5-40 x 3/16" Binder Head	1
	10931 Idler Bracket Sub Assembly	1
	1353 **Bracket — Idler	1
	1357 **Shaft — Idler Roller	1
5153	Washer — Fiber, 3/8" I.D., 5/8" O.D.	1
10933	Sound Bearing and Shaft Kit Assembly	1
	2219 ***Shaft — Sound Sprocket	1
	2381 ***Bearing — Sound Sprocket	1

RELATED ITEMS — Not Furnished With Above Assembly Unless Specified

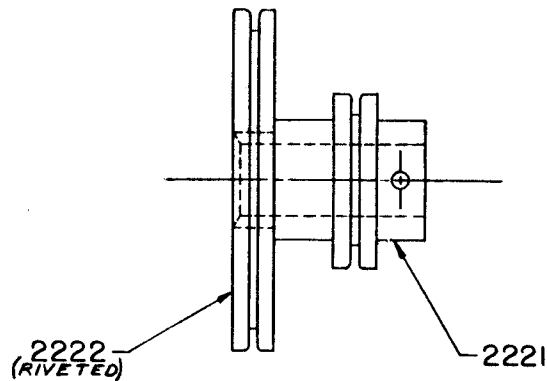
2122	Chain — Sound Driving	1
For Mounting 2220 Assembly to 1134 Mechanism Plate		
292	Washer — No. 8 Split Lock	3
877	Screw — 8-32 x 5/8" Fillister Head	3

- * Not Available Separately, Specify Entire 2223 Sub Assembly.
- ** Not Available Separately, Specify Entire 10931 Sub Assembly.
- *** Not Available Separately, Specify Entire 10933 Kit Assembly.

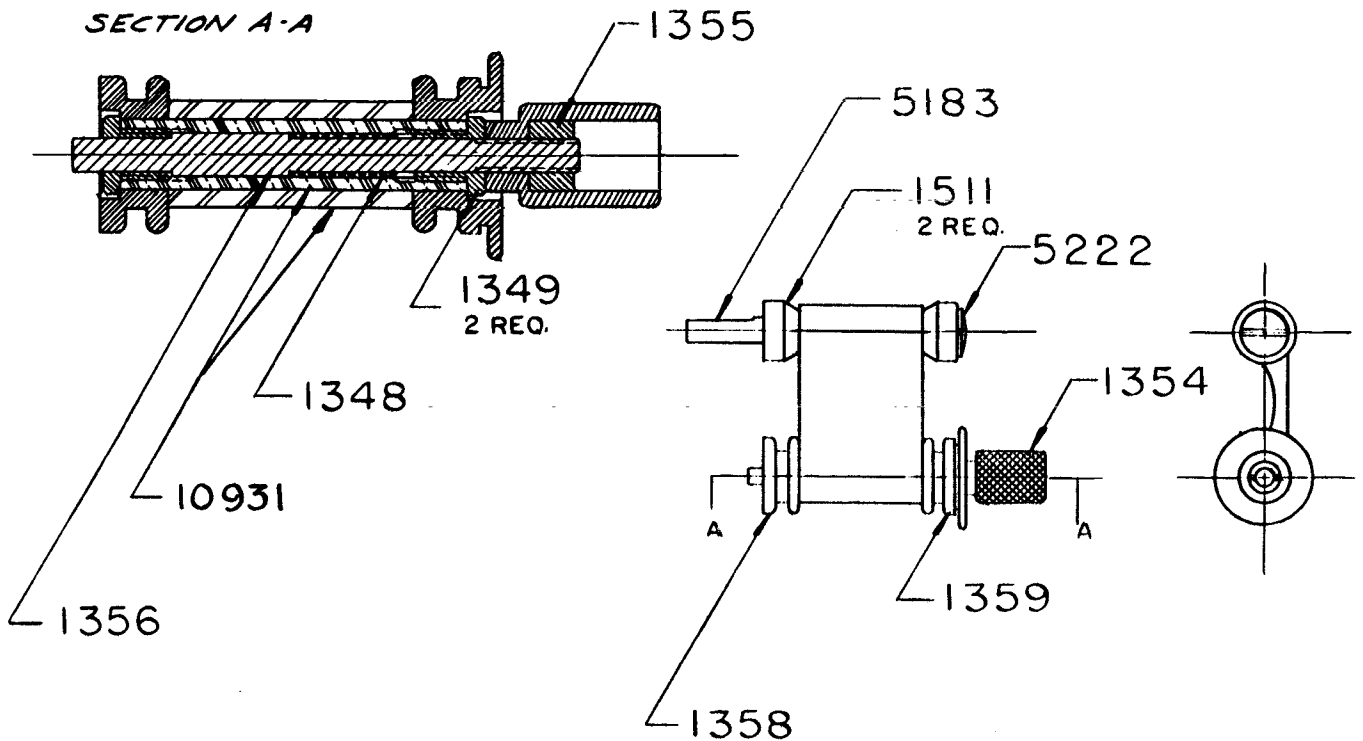
Sound Sprocket Assembly - Part No. 2220



Sound Chain Sprocket Sub Assembly - Part No. 2223



Sprocket Idler Sub-Assembly - Part No. 2390



Film Gate Assembly - Part No. 2230

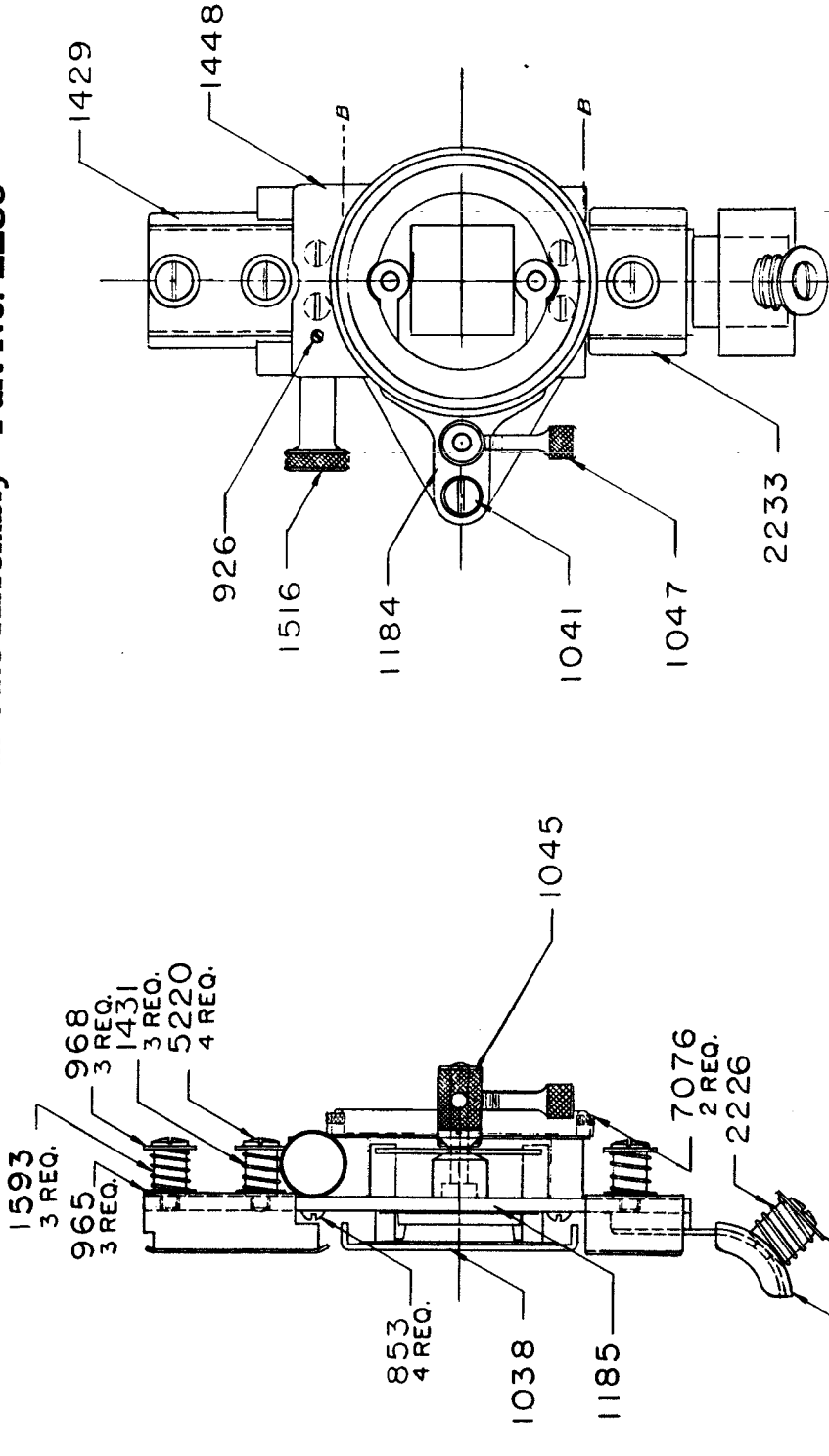
Part Number	Description	Number Required
853	Screw — 5-40 x 1/4" Round Head	4
898	Washer — 5/16" O.D. x 1/8" I.D. Steel	2
926	Screw — 2-56 x 1/8" Fillister Head	1
947	Screw — 5-40 x 3/16" Fillister Head	2
965	Washer — 1/2" O.D. x 5/16" I.D. Inner Spring	3
968	Washer — 1/2" O.D. x 5/32" I.D. Outer Spring	3
1038	— Aperture Film Shoe Sub Assembly.....	1
	570 *Flange — Film Gate	1
	1037 *Stud — Film Shoe	2
	3331 *Shoe — Aperture Film	1
1039	Spring — Aperture Shoe	2
1041	Screw — Yoke Retaining	1
1045	Nut — Tension Adjustment	1
1047	Screw — Tension Lock	1
1184	Tension Yoke Sub Assembly	1
	1042 **Stud — Tension Yoke	2
	1044 **Yoke — Film Tension	1
1185	Film Gate Mounting Plate Sub Assembly	1
	1040 ***Stud — Tension Adjustment Nut	1
	1046 ***Stud — Yoke Pivot	1
	2227 ***Stud — Sprocket Shoe.....	1
	2229 ***Bracket — Sprocket Shoe.....	1
	2231 ***Rivet — Sprocket Shoe	4
	2232 ***Plate — Film Gate Mounting	1
	2234 ***Spacer — Bracket	1
	2235 ***Flange — Film Shoe	1
1429	— Shoe — Upper Film	1
1431	Spring — Film Shoe	3
1448	Bracket — Film Gate	1
1516	Screw — Film Gate Lock	1
1593	Stud — Film Shoe	3
2225	Washer — 5/8" O.D. x 5/32" I.D. Steel	1
2226	Spring — Sprocket Shoe	1
2228	Shoe — Intermittent Sprocket	1
2233	Shoe — Lower Film	1
5220	Screw — 8-32 x 5/16" Binder Head	4
7076	Screw — Knurled Tube	2

RELATED ITEMS — Not Furnished With Above Assembly Unless Specified

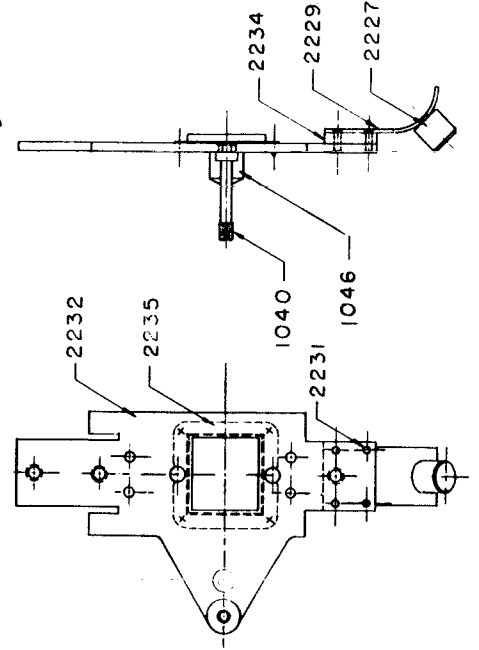
1427	Tube — Knurled	1
------	----------------------	---

- * Not Sold Separately, Purchase Entire 1038 Sub Assembly.
- ** Not Sold Separately, Purchase Entire 1184 Sub Assembly.
- ** Not Sold Separately, Purchase Entire 1185 Sub Assembly.

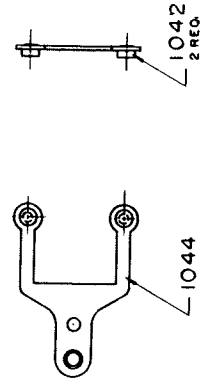
Film Gate Assembly - Part No. 2230



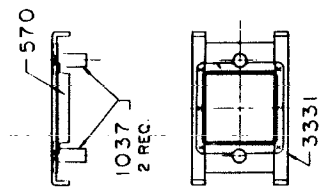
Film Gate Mounting Plate Sub-Assembly - Part No. 1185



Tension Yoke Sub-Assembly - Part No. 1184



Aperture Film Shoe Sub-Assembly - Part No. 1038



Take-Up Driving Chain Idler Assembly

Part No. 2259

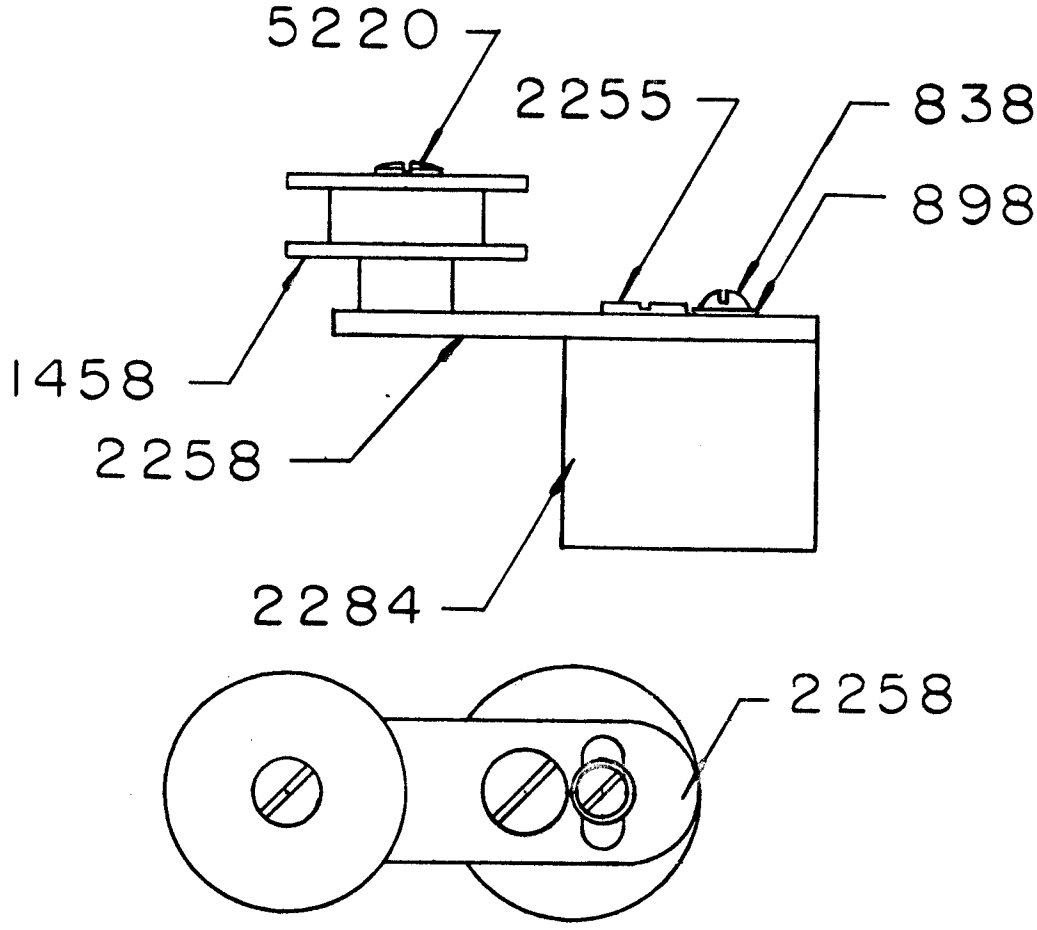
Part Number	Description	Number Required
838	Screw — 5-40 x 3/8" Round Head	1
898	Washer — 5/16" O.D. x 1/8" I.D. Steel	1
1458	Roller — Chain Idler	1
2255	Screw — Shoulder	1
2258	Lever Sub Assembly	1
	2256 *Stud	1
	2257 *Lever	1
2284	Block — Idler Mounting	1
5220	Screw — 8-32 x 5/16" Binder Head	4

**RELATED ITEMS — Not Furnished With Above Assembly Unless Specified
For Installation of 2259 Assembly to 1134 Mechanism Plate**

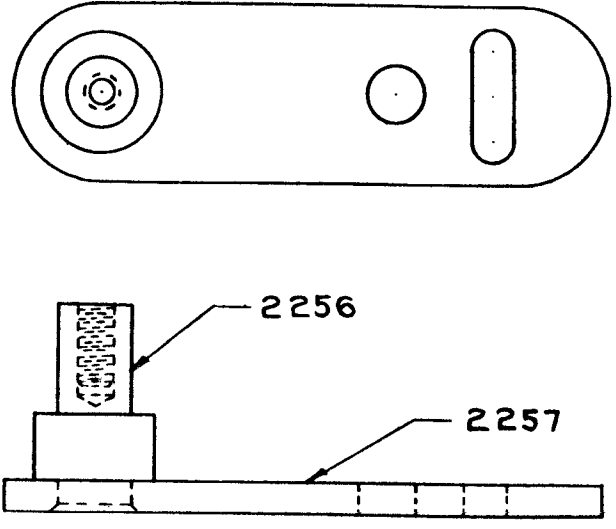
291	Washer — No. 6 Split Lock	1
292	Washer — No. 8 Split Lock	1
685	Screw — 8-32 x 1/2" Fillister Head	1
687	Screw — 5-40 x 1/2" Round Head	1

* Not Available Separately, Specify Entire 2258 Sub Assembly.

**Take-Up Driving Chain Idler Assembly
Part No. 2259**



Lever Sub-Assembly - Part No. 2258



Intermittent Movement - Framer Assembly

Part No. 10793

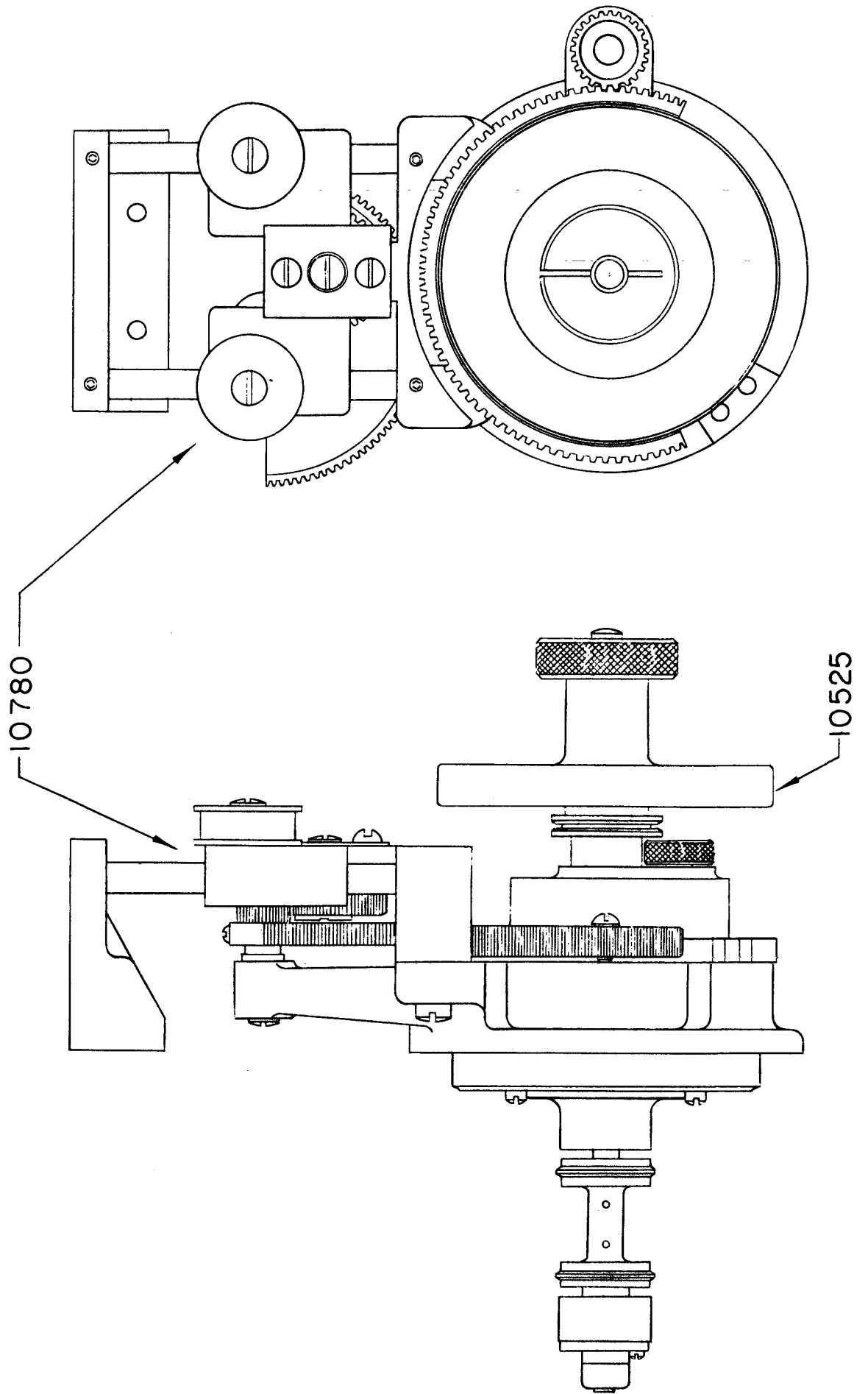
Part Number	Description	Number Required
10525	Intermittent and Framer Head Sub-Assembly (Drawing Next Page)	1
292	Washer — No. 8 Lock	3
803	Screw — 8-32 x 3/8" Round Head	3
2274	Head — Framer Gear	1
2280	Intermittent Sub-Assembly (Drawing on Pages 93 and 95)	1
10780	Framer Sub-Assembly (detail drawing on next page)	1
366	Pin — Dowel	1
799	Screw — 8-32 x 1/4" Round Head	2
977	Pin — Taper	2
1456	Screw — 1/4"-20 x 3/4" Fillister Head	2
2142	Spring — Plunger	1
2143	Plunger — Picture	1
2268	Stud — Segmental Framer	1
2269	Washer — Framer Chain Idler	4
2270	Stud — Framer Gear	1
2272	Screw — Framer Gear	1
2275	Gear — Framer	1
2276	Collar — Framer Shaft	1
2277	Shaft — Framer	1
2278	Gear — Framer Shaft	1
2282	✓ Bearing — Chain Idler	2
4199	Washer — 5/8" O.D. x 3/8" I.D.	2
5220	Screw — 8-32 x 5/16" Binder Head	2
5222	Screw — 5-40 x 3/16" Binder Head	3
8737	Washer — Tension	1
9175	Screw — 8-32 x 3/16" Long Allen Head Set	4
10781	Bracket — Sliding Chain Idler	1
10782	Plate — Gear Rack Mounting	1
10783	Bar — Chain Idler Slide	2
10784	Slide — Chain Idler	2
10785	Stud — Chain Idler Bearing	2
10786	Support — Framer Gear Rack Shaft	1
10795	Housing — Intermittent Sub-Assembly	1
	2273 Housing — Intermittent	1
	2152 Ring — Intermittent	1
10796	Gear — Segmental Framing Sub-Assembly	1
	699 *Screw — 2-56 x 1/4" Round Head	1
	2266 *Pinion — Segmental Framer	1
	2279 *Gear — Segmental Framer	1

RELATED ITEMS — Not Furnished With Above Assembly Unless Specified

2356	Knob — Framer	1
	For Mounting 10793 Assembly to 1134 Mechanism Case	
831	Screw — 10-32 x 7/16" Fillister Head	4
	For Mounting 2356 Framer Knob to 2277 Framer Shaft	
1988	Screw — 8-32 x 1/4" Allen Set	1

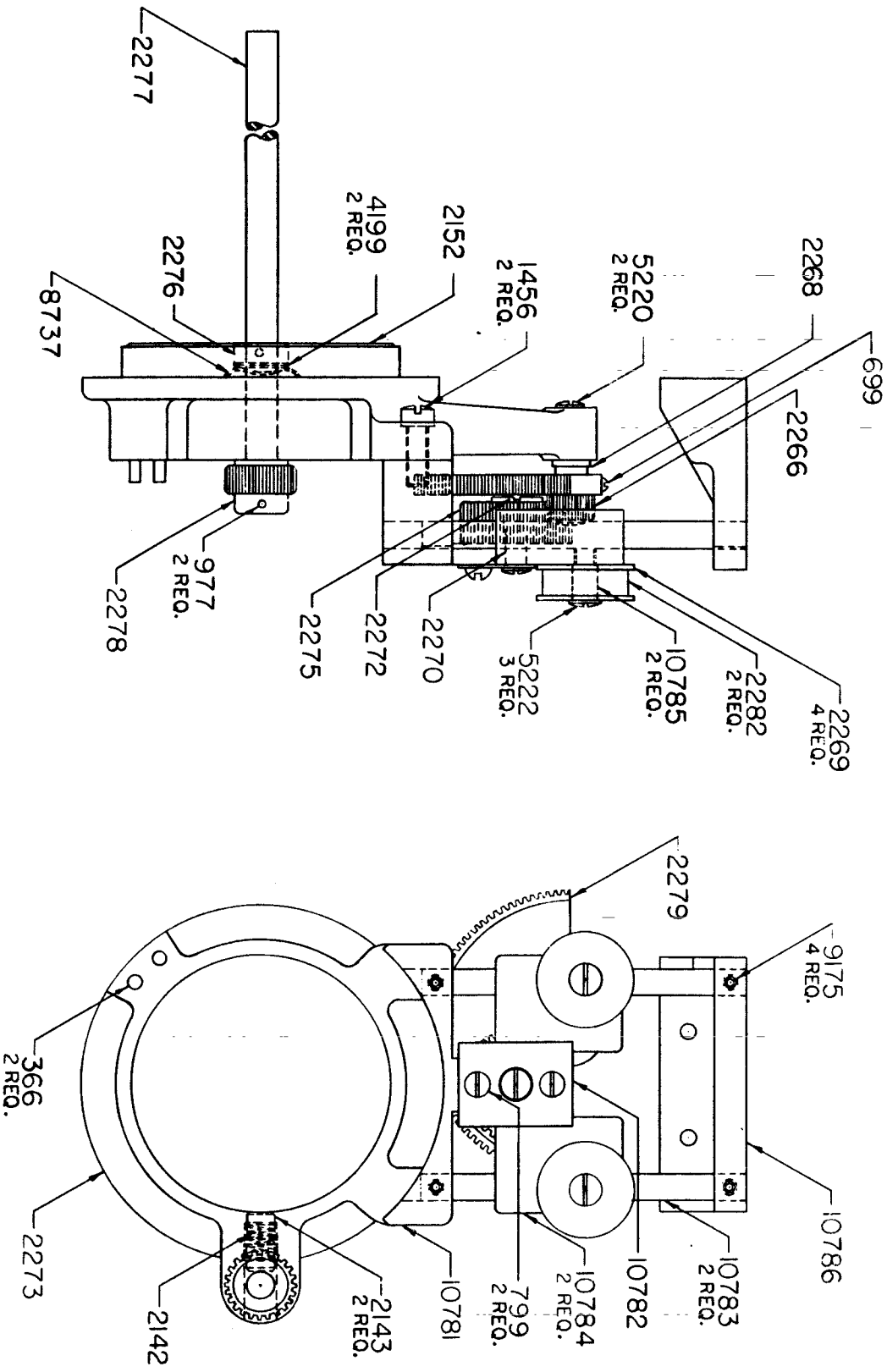
* Not Available Separately. Specify Entire 10796 Assembly.

Intermittent Movement - Framer Assembly Part No. 10793



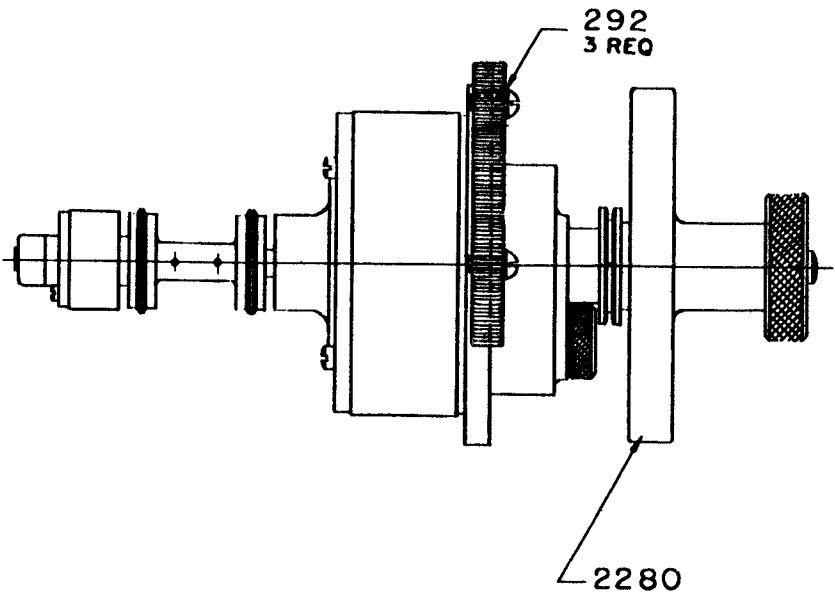
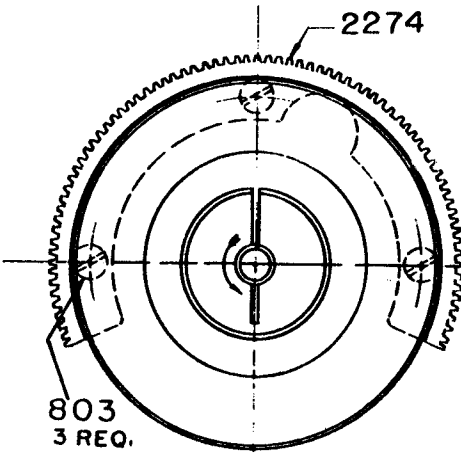
Framer Sub-Assembly - Part No. 10780

Sub-Assembly of 10793 Intermittent Movement Framer Assembly



Intermittent Movement Sub-Assembly Part No. 10525

Sub-Assembly of 10793 Intermittent Movement Framer Assembly



Intermittent Movement Sub-Assembly Part No 2280

Part Number	Description	Number Required
10530	Intermittent Case Sub-Assembly	1
10531	Star and Sprocket Sub-Assembly	1
10533	Flywheel and Sprocket Sub-Assembly	1
10534	Flywheel Lock Nut Sub-Assembly	1
10537	Intermittent Arm and Cover Sub-Assembly	1
10538	Screw — 8-32 x 9/16" Binder Head	2
10539	Screw — 8-32 x 1/2" Fillister Head	4
10540	Clamp — Retaining	2
10779	Flywheel Gear — Intermittent Cam Kit Assembly	1

Sub-Assemblies of Intermittent Movement Sub-Assembly - Part No 2280

Part Number	Description	Number Required
10530	INTERMITTENT CASE SUB-ASSEMBLY	1
	10548 Screw — 4-40 x 1/4" Fillister Head	9
	10551 Bearing — Flywheel Shaft	1
	10552 Bearing — Cam Shaft	1
	10555 Deflector — Oil	1
	10556 Gasket — Oil	1
	10797 INTERMITTENT CASE UNIT ASSEMBLY	1
	10547 *Pin — Pivot	1
	10553 *Cup — Oil	1
	10554 *Case — Intermittent	1
10531	STAR AND SPROCKET SUB-ASSEMBLY	1
	235 Sprocket — Intermittent Film	1
	10570 Collar — Star Shaft	1
	10571 Pin — Intermittent Sprocket	2
	10572 Screw — Collar Set	2
	10573 Star and Shaft	1

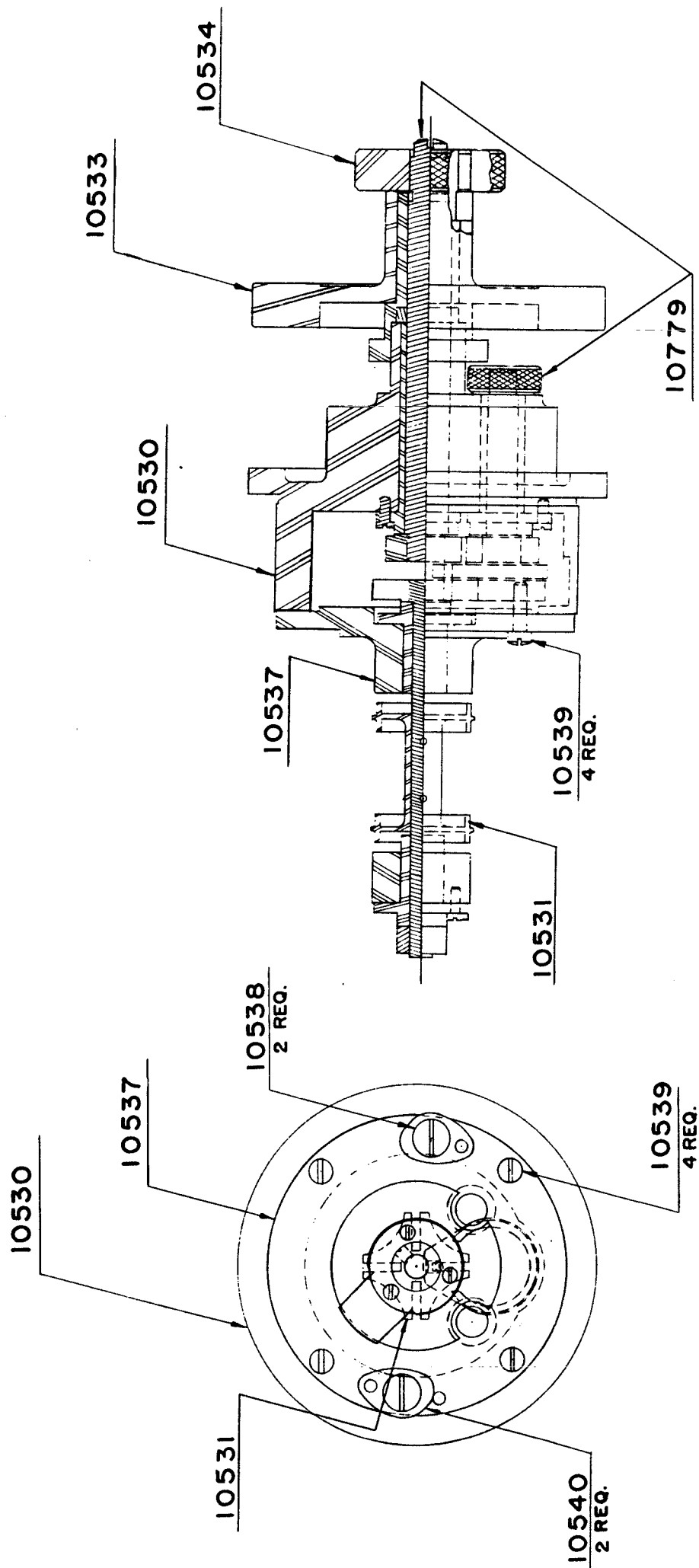
NOTE!

Parts Analysis continued on Next Page.

Drawings for above Sub-Assemblies also on Next Page.

* Not Available Separately, Specify 10797.

Intermittent Movement Sub-Assembly—Part No 2280



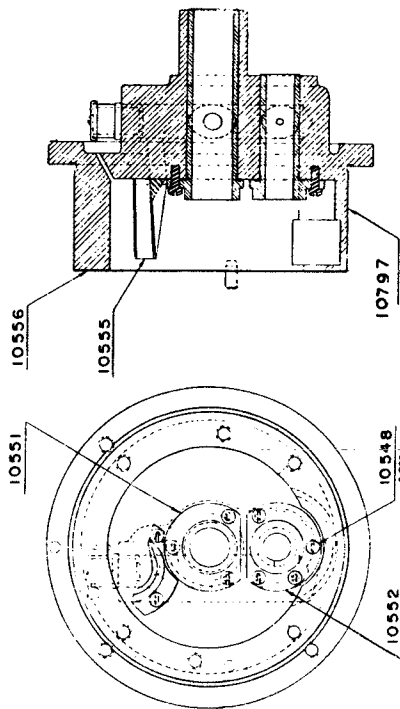
Continuation of Sub-Assemblies of Intermittent Movement Sub-Assembly - Part No 2280

Part Number	Description	Number Required
10533	FLYWHEEL AND SPROCKET SUB-ASSEMBLY	1
	2260 Sprocket — Intermittent Chain	1
	10559 Flywheel	1
	10560 Washer — Oil Retaining	1
10534	FLYWHEEL LOCK NUT SUB-ASSEMBLY	1
	10561 *Nut — Lock	1
	10562 Screw — Lock Nut	1
	10563 *Key — Flywheel Lock	1
10537	INTERMITTENT ARM AND COVER SUB-ASSEMBLY	1
	10535 Oil Cup Bearing Sub-Assembly	1
	10575 **Bearing — Oil Cup Ball	1
	10576 **Cup — Oil	1
	10577 **Spring — Oil Cup	1
	10541 Cover — Case and Bearing Arm	1
	10542 Bearing — Inner Star	1
	10543 Bearing — Outer Star	1
	10544 Gasket — Oil Glass	2
	10545 Glass — Oil	2
	10546 Nut — Oil Glass	2
	10547 Pin — Pivot	2
	10548 Screw — 4-40 x 1/4" Fillister Head	6
	10549 Screw — 3-38 x 3/16" Fillister Head	2
	10550 Stripper — Film	1
10779	FLYWHEEL GEAR — INTERMITTENT CAM KIT ASSEMBLY	1
	10532 ***Flywheel Shaft and Gear Sub-Assembly	1
	10557 ***Gear — Flywheel Shaft	1
	10558 ***Shaft — Flywheel	1
	10536 ***Intermittent Cam Sub-Assembly	1
	10564 ***Bushing — Cam Pin	1
	10565 ***Cam — Intermittent	1
	10566 ***Gear — Cam	1
	10567 ***Nut — Cam Lock	1
	10568 ***Pin — Cam	1
	10569 Screw — 10-32 x 3/16" Set	1

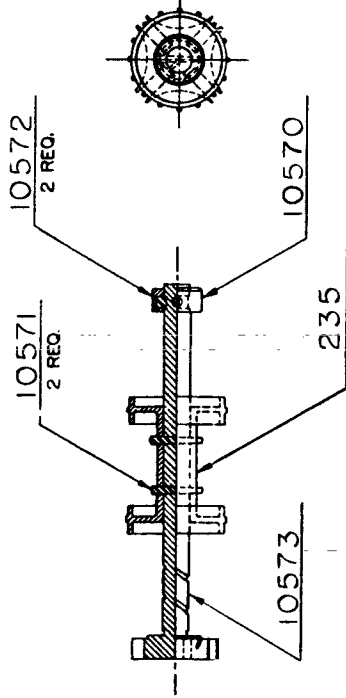
* Not Available Separately, Specify Entire 10534 Sub-Assembly.
 ** Not Available Separately, Specify Entire 10535 Sub-Assembly.
 *** Not Available Separately, Specify, Entire 10779 Sub-Assembly.

Continuation of Sub-Assemblies of Intermittent Movement Sub-Assembly - Part No 2280

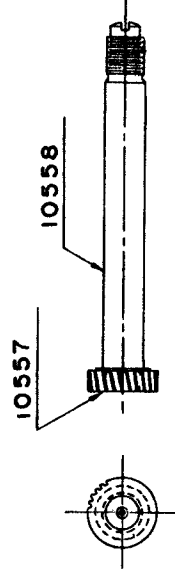
Intermittent Case Sub-Assembly — Part No. 10530



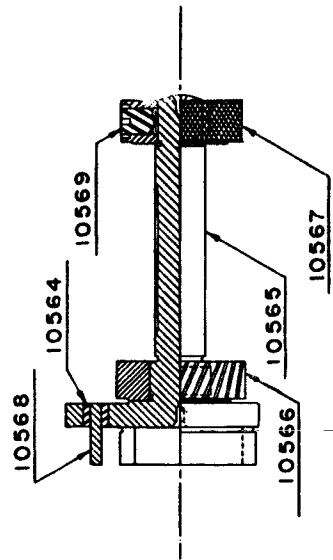
Star and Sprocket Sub-Assembly — Part No. 10531



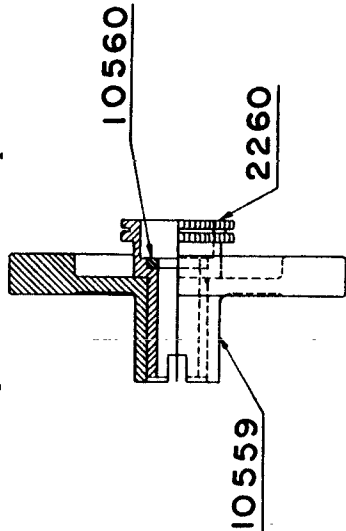
Flywheel Gear — Intermittent Cam Kit Assembly — Part No. 10779



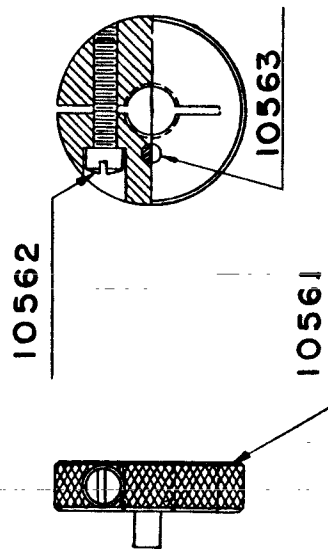
Flywheel Shaft and Gear Sub-Assembly — Part No. 10532



Flywheel and Sprocket Sub-Assembly — Part No. 10533

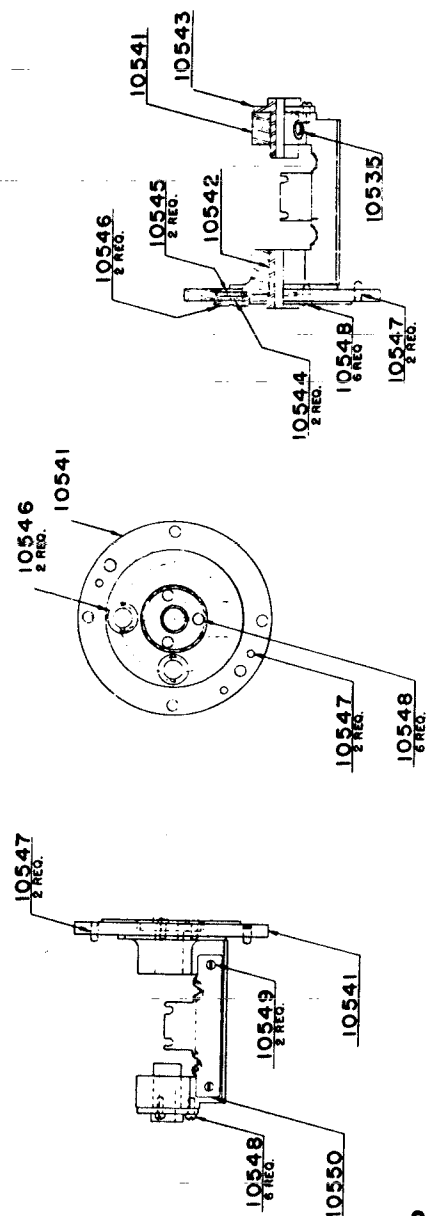


Flywheel Lock Nut Sub-Assembly — Part No. 10534

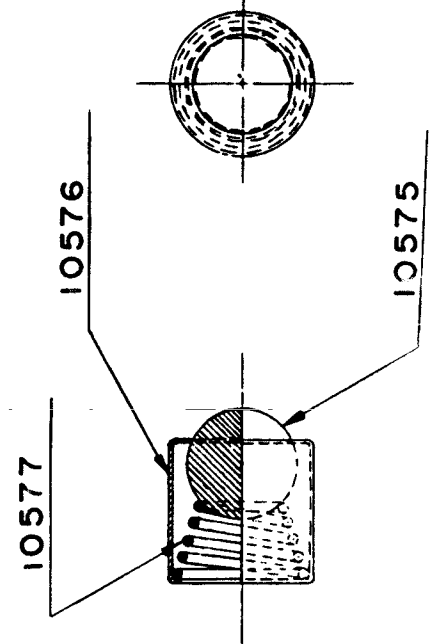


Intermittent Cam Sub-Assembly — Part No. 10536

Intermittent Arm and Cover Sub-Assembly — Part No. 10537



Outer Bearing Oil Cup Sub-Assembly — Part No. 10535



Sound Filter Assembly - Part No. 2290

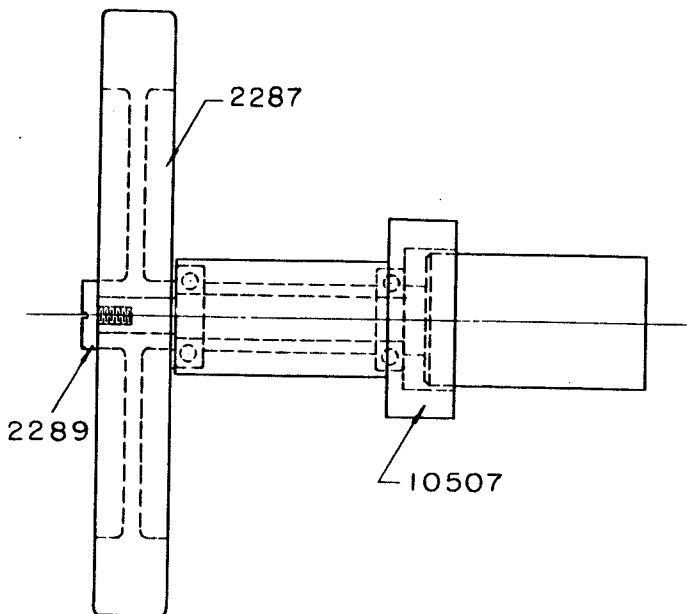
Part Number	Description	Number Required
2287	Flywheel — Sound Drum	1
2289	Screw — Flywheel	1
10507	Sound Filter Sub Assembly	1
2293	Bearing — Ball	2
2361	Sound Drum Sub Assembly	1
977	*Pin— Taper	1
2286	*Drum — Sound	1
2288	*Shaft — Sound Drum	1
10119	Mount — Filter Bearing	1

**RELATED ITEMS — Not Furnished With Above Assembly Unless Specified
For Mounting 2290 Assembly to I134 Mechanism Plate**

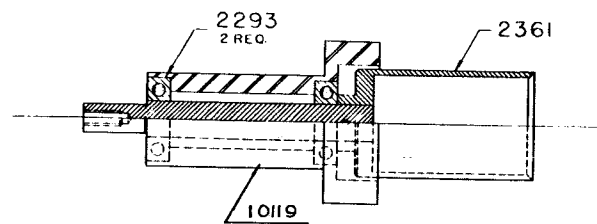
293	Washer — No. 10 Lock	3
700	Screw — 10-32 x 7/8" Fillister Head	1
701	Screw — 10-32 x 1-1/8" Fillister Head	2

* Not Available Separately, Specify Entire 2361 Sub-Assembly.

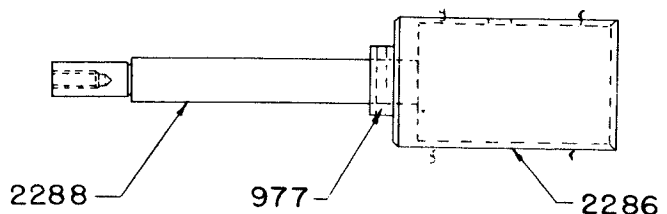
Sound Filter Assembly - Part No. 2290



Sound Filter Sub-Assembly - Part No. 10507



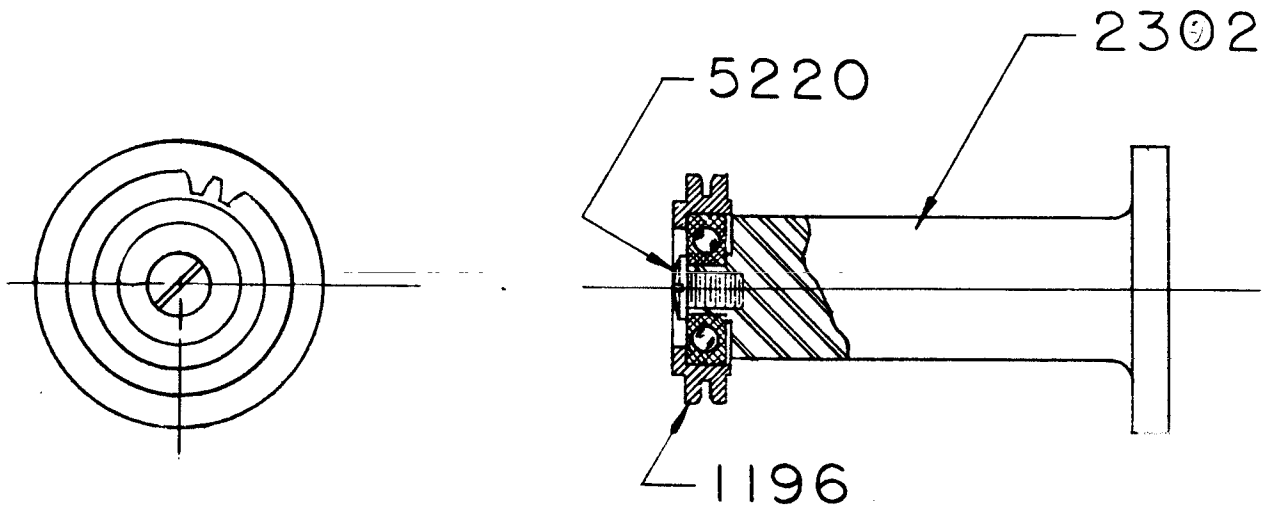
Sound Drum Sub-Assembly - Part No. 2361



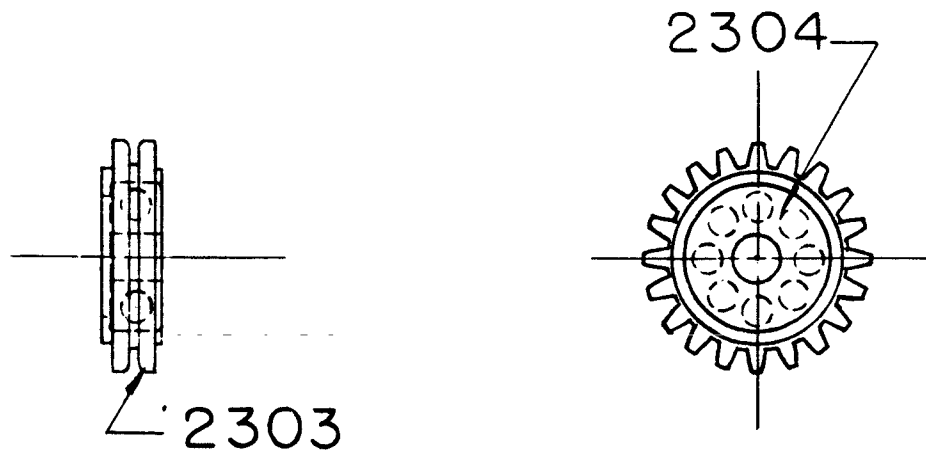
Feed and Intermittent Chain Idler Assembly

Part No. 2305

Two 2305 Assemblies are used in the projector. The quantities indicated below are for one 2305 Assembly.



Sprocket and Bearing Sub-Assembly - Part No. 1196



Part Number	Description	Number Required
1196	Sprocket and Bearing Sub Assembly	1
2303	*Sprocket — Chain Idler	1
2304	*Bearing — Ball	1
2302	Stud — Chain Idler	1
5220	Screw — 8-32 x 5/16" Binder Head	1

RELATED ITEMS — Not Furnished With Above Assembly Unless Specified

For Mounting 2305 Assembly to 1134 Mechanism Plate

831	Screw — 10-32 x 7/16" Fillister Head	2
-----	--	---

* Not Available Separately, Specify Entire 1196 Sub-Assembly.

Photo Cell Mount Assembly - Part No. 2313

Part Number	Description	Number Required
2141	Stud — Cover Mounting	1
2308	Bracket — Photo Cell	1
2311	Socket — Photo Cell with Lock Ring	1
2459	Cable — P. E. Cell Rubber Covered	1

RELATED ITEMS — Not Furnished With Above Assembly Unless Specified

2140	Nut — Knurled Cover	1
3091	Projector-Amplifier Sound Cable Assembly	1
3077	*Cable — 5 ft.	1
3141	*Plug — Male Single Contact Sub-Assembly	1
3142	*P. E. Cable Wire Clamp	1
3143	*Shield Ground Clamp	1
4281	*Plug — Female 4 Conductor	1
4280	Receptacle — Male 4 Pin Projector Sound	1
4453	Cell — Photo Electric	1
10929	Cover — Photo Cell	1

For Mounting 2459 Cable to 1134 Mechanism Plate

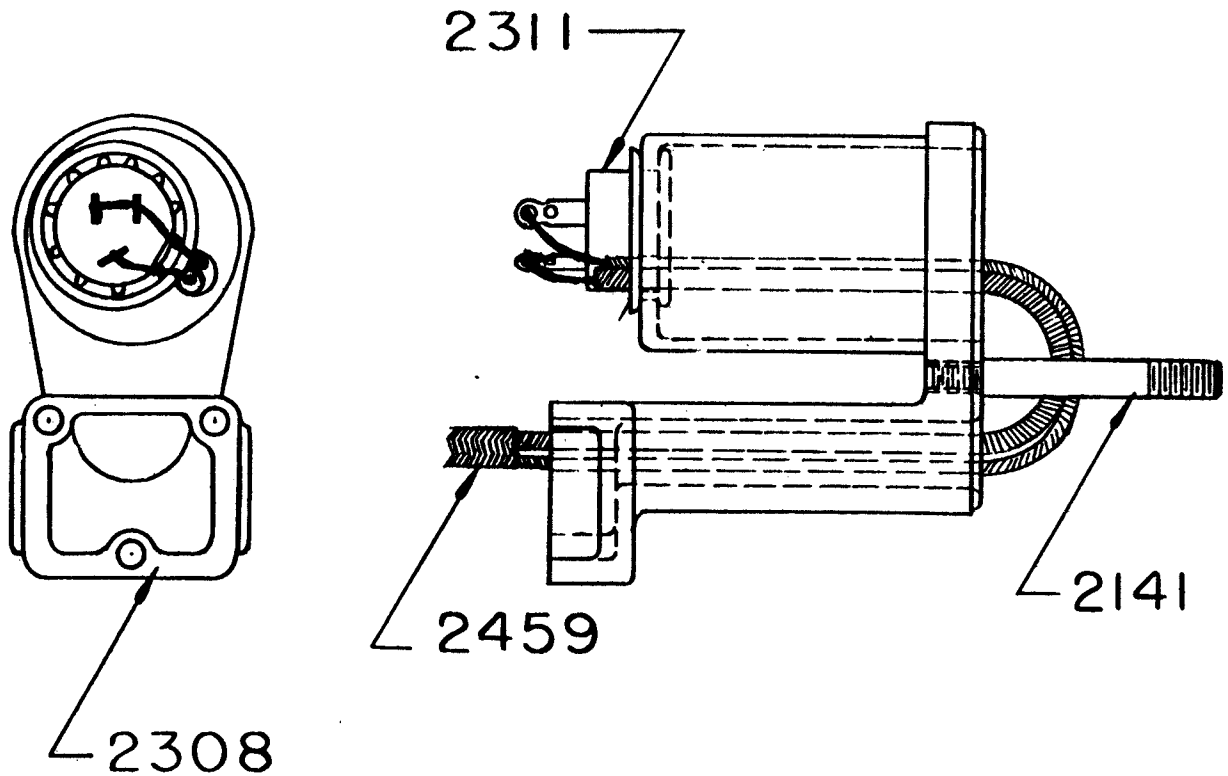
853	Screw — 5-40 x 1/4" Round Head	1
4175	Cleat — Fiber	1

For Mounting 2313 Assembly to 1134 Mechanism Plate

292	Washer — No. 8 Split Lock	1
685	Screw — 8-32 x 1/2" Fillister Head	1
881	Screw — 8-32 x 3/8" Fillister Head	2

* Not Sold Separately, Purchase Entire 3091 Sub Assembly.

Photo Cell Mount Assembly - Part No. 2313



Part Number	Description	Number Required
2141	Stud — Cover Mounting	1
2308	Bracket — Photo Cell	1
2311	Socket — Photo Cell (with Lock Ring).....	1
2459	Cable — P. E. Cell Rubber Covered with Lug	1

SUGGESTED ASSOCIATED ITEMS

2140	Nut — Knurled Cover	1
2307	Cover — Photo Cell	1
3091	Projector-Amplifier Sound Cable Assembly	1
3099	*Cable — 5 ft.	1
4281	*Plug — Female 4 Conductor	1
4538	*Plug — Male Single Contact	1
4280	Receptacle — Male 4 Pin Projector Sound	1
4453	Cell — Photo Electric	1

For Mounting 2313 Assembly to 1134 Mechanism Plate

292	Washer — No. 8 Lock	1
685	Screw — 8-32 x 1/2" Fillister Head	1
881	Screw — 8-32 x 3/8" Fillister Head	2

* Not Sold Separately, Purchase Entire 3091 Sub Assembly.

Shutter Assembly - Part No. 2330

Part Number	Description	Number Required
366	Pin — Dowel	1
602	Link — Fire Shutter	1
751	Washer — Steel — 1/8" I.D. x 1/2" O.D.	1
838	Screw — 5-40 x 3/8" Round Head	1
922	Screw — 2-56 x 3/16" Round Head	2
977	Pin — Taper	1
1368	Bearing — Ball	2
2304	— Bearing — Ball	3
2315	Bracket — Shutter	1
2318	Shutter — Fire	1
2319	Lever — Fire Shutter	1
2322	Screw — Fire Shutter Lever	1
2323	Cap — Shutter Housing	1
2326	Shaft — Shutter Drive	1
2329	Governor — Fire Shutter	1
2332	Screw — Fire Shutter	1
2368	— Screw — Shutter Drive Gear Lock (Left Hand)	1
2372	Shutter Blade Sub Assembly	1
	829 Screw — 3-48 x 1/8" Fillister Head	3
	871 Screw — 10-32 x 3/16" Allen Set	2
	979 Pin — 3/8" x 14 Escutcheon	3
	2131 *Weight — Shutter	1
	2133 *Pin — Shutter Blade Keyway	1
	2153 *Hub — Shutter Blade	1
	2154 *Washer — Steel	1
	2331 *Blade — Film Shutter	1
	2438 *Support — Shutter Blade	1
	8229 *Pin — Dowel	1
3121	Stud — Fire Shutter Lifting	1
5133	— Washer — 9/16" O.D. x 7/64" I.D. Steel	1
5222	Screw — 5-40 x 3/16" Binder Head	1
10506	Mechanism Chain Sprocket Sub Assembly	1
	37 **Weight — Governor	3
	995 **Rivet — Weight	3
	2327 ***Sprocket — Chain	1
	2328 ***Sprocket — Mechanism Chain	1
10798	— Gear — Shutter Kit Assembly	1
	2325 ****Gear — Shutter Drive	1
	10505 ****Shutter Gear Shaft Sub-Assembly	1
	691 ****Pin — Taper	1
	2312 ****Shaft — Shutter	1
	2324 ****Gear — Shutter Shaft	1
RELATED ITEMS — Not Furnished With Above Assembly Unless Specified		
2114	Chain — Shutter Driving, 56 Link	1
For Mounting 2330 Assembly to 1134 Mechanism Plate		
292	Washer — No. 8 Split Lock	4
685	Screw — 8-32 x 1/2" Fillister Head	4

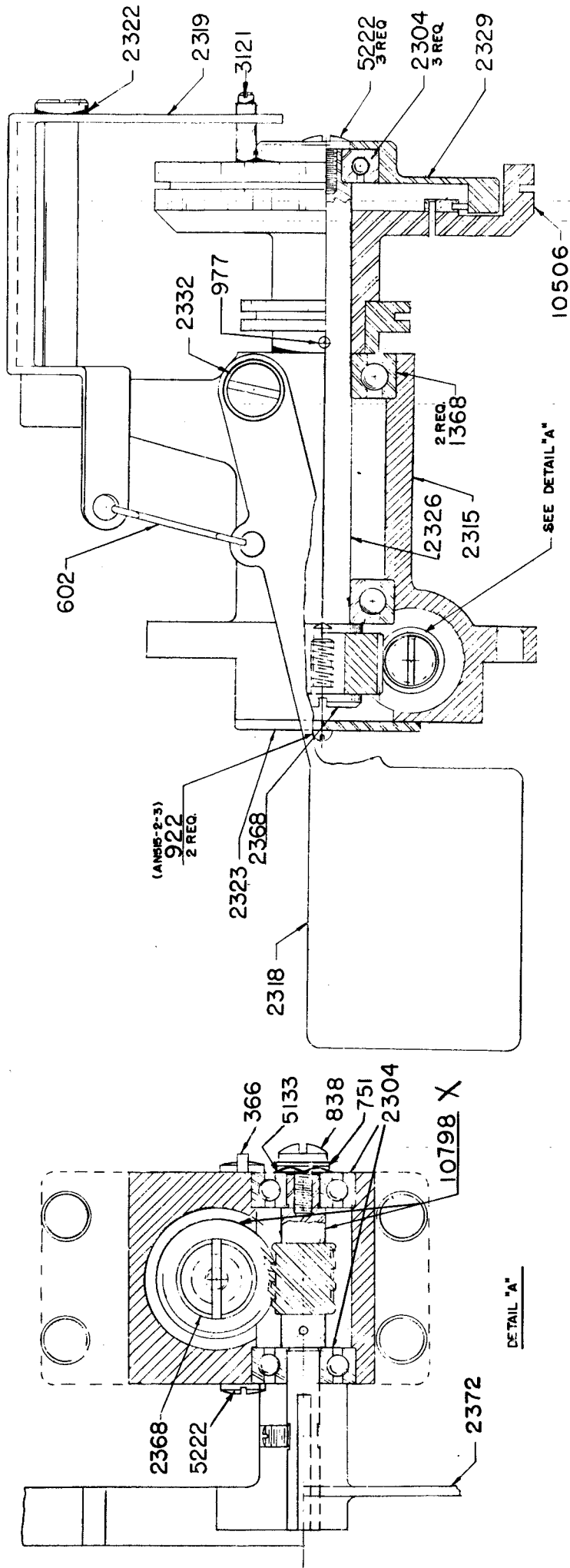
* Not Available Separately, Specify Entire 2372 Sub-Assembly.

** Not Available Separately, Specify Both 37 and 995.

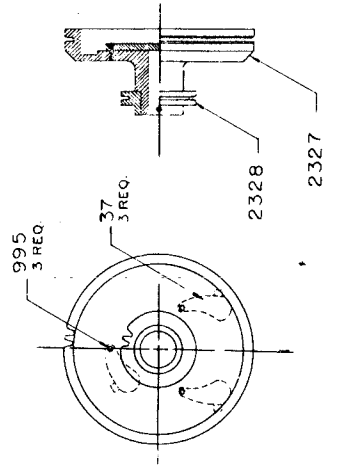
*** Not Available Separately, Specify Entire 10506 Sub-Assembly.

**** Not Available Separately, Specify Entire 10798 Kit Assembly.

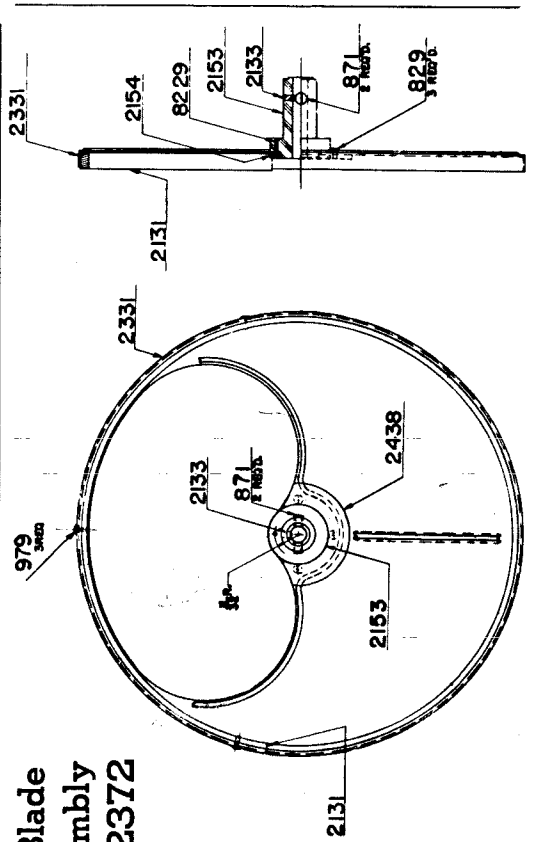
Shutter Assembly - Part No. 2330



Mechanism Chain Sprocket Sub-Assembly Part No. 10506



Shutter Blade Sub-Assembly Part No. 2372



Exciter Lamp Kit Assembly - Part No. 2340

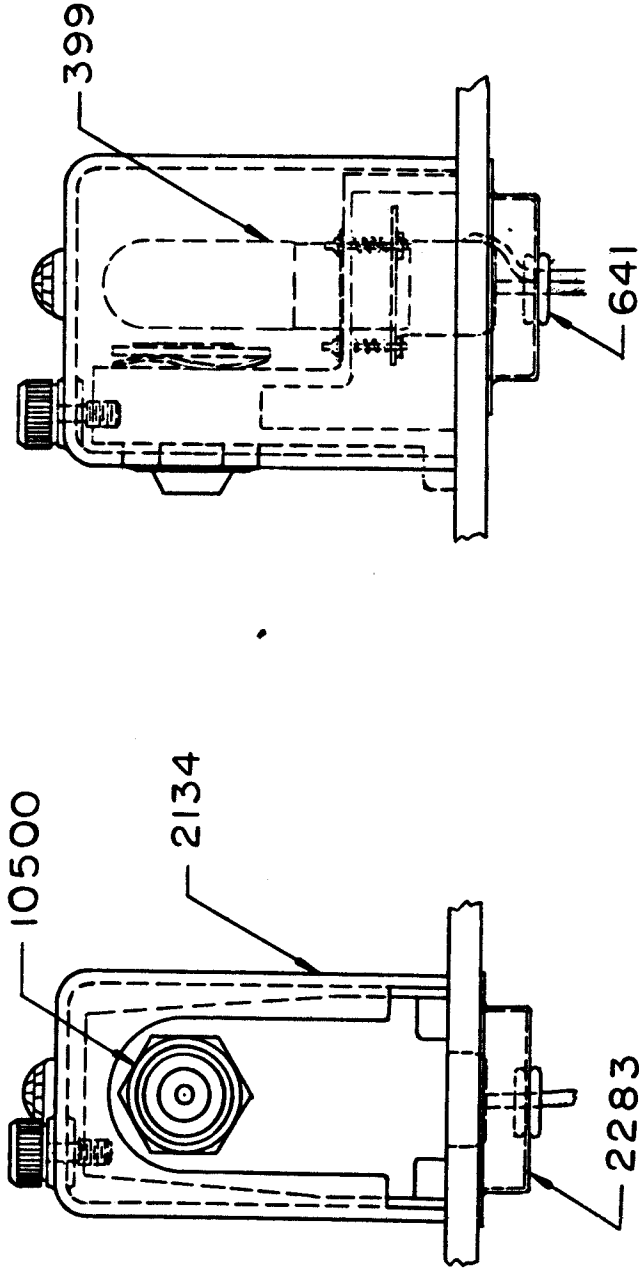
Part Number	Description	Number Required
399	Lamp — 1 Ampere 6 Volt T-5 Exciter	1
641	Grommet — 7/16" O.D. x 1/4" I.D. Rubber	1
2134	Exciter Lamp Cover Sub Assembly	1
	2335 Cover — Exciter Lamp	1
	2336 Ruby — Glass	1
	10104 Screw — Knurled Cover	1
2283	Cover — Rear Exciter Lamp	1
10500	Exciter Lamp Mount and Sound Lens Sub Assembly	1
	2108 Spring — Sound Lens	1
	2333 Bracket — Exciter Lamp	1
	2334 Nut — Sound Lens	1
	2416 Screw — 5-40 x 1/8" Bristo	1
	4410 Lens — Sound	1
	10051 Sleeve — Sound Lens	1
	10053 Spring — Sound Lens	1
	10055 Pin — Guide	2
	10501 Exciter Lamp Socket Kit Assembly	1
	960 *Washer — 3/8" O.D. x 1/8" I.D.	1
	987 *Nut — 2-56 Hexagonal	3
	2337 *Spring — Lamp Socket	1
	2338 *Pin — Lamp Socket	3
	2339 *Spring — Pin	3
	2341 *Washer — Fiber	1
	2342 *Shell — Socket	1
	4133 *Eyelet — Contact	1
	10620 Lead — 26-1/2" Wire	2

RELATED ITEMS — Not Furnished With Above Assembly Unless Specified

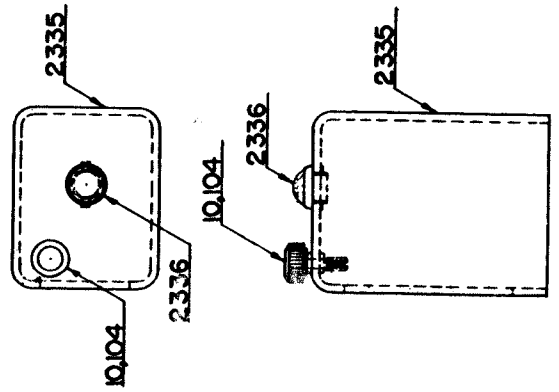
291	Washer — No. 6 Split Lock	4
687	Screw — 5-40 x 1/2" Round Head	2
730	Screw — 5-40 x 1-1/8" Round Head	2
For Mounting 2283 to 1134 Mechanism Plate		
830	Screw — 3-48 x 3/16" Round Head	3
For Mounting 10620 to 1134 Mechanism Plate		
853	Screw — 5-40 x 1/4" Round Head	1
4175	Cleat — Fiber	1

* Not Available Separately, Specify Entire 10501 Kit Assembly.

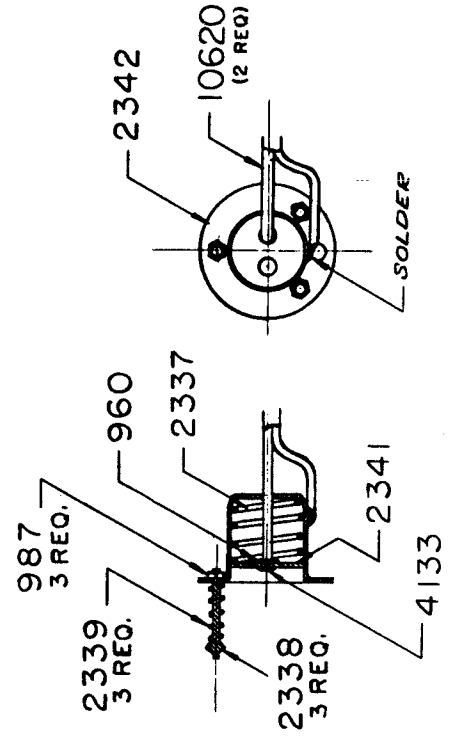
Exciter Lamp Kit Assembly - Part No. 2340



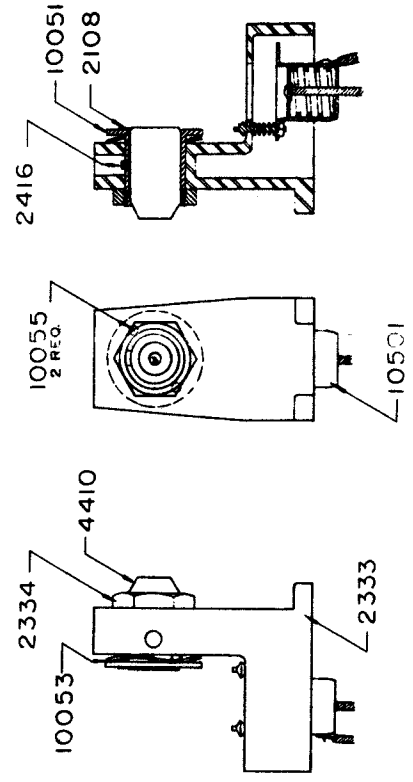
Exciter Lamp Cover Sub-Assembly - Part No. 2134



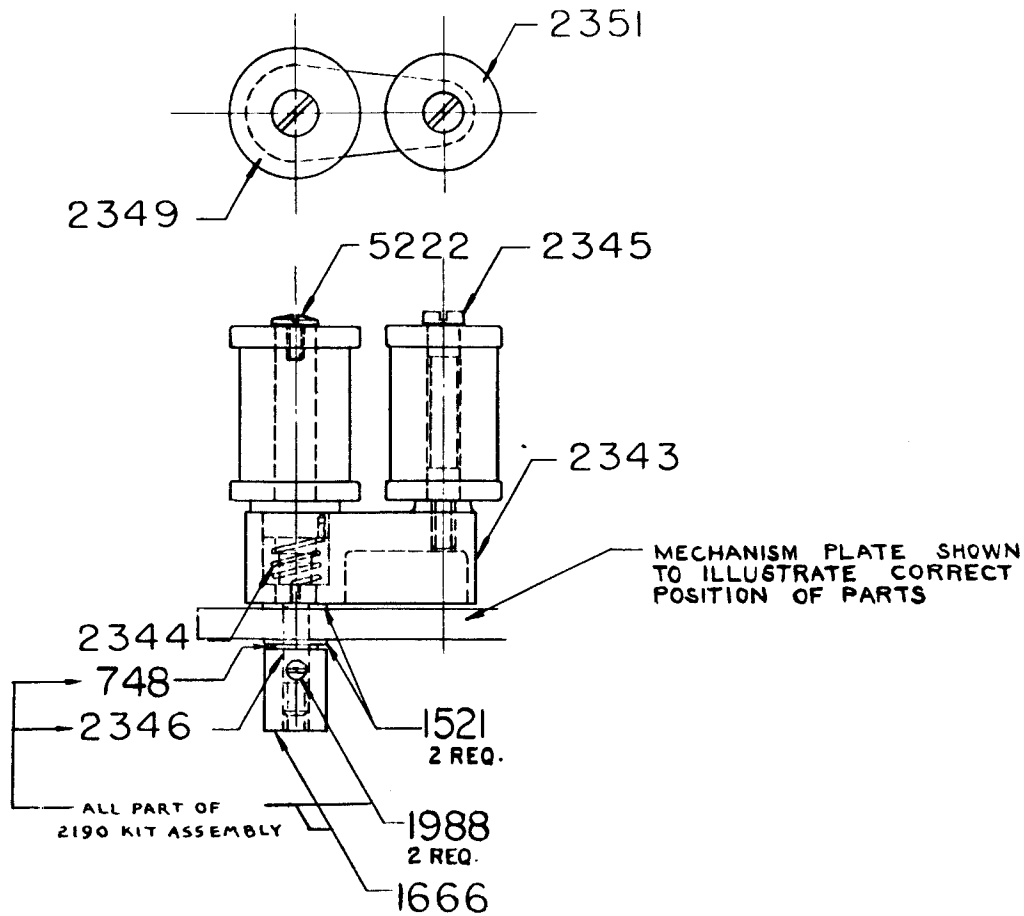
**Exciter Lamp Socket Kit Assembly
Part No. 10501**



**Exciter Lamp Mount and Sound Lens
Sub-Assembly - Part No. 10500**



Floating Film Idler Assembly - Part No. 2350



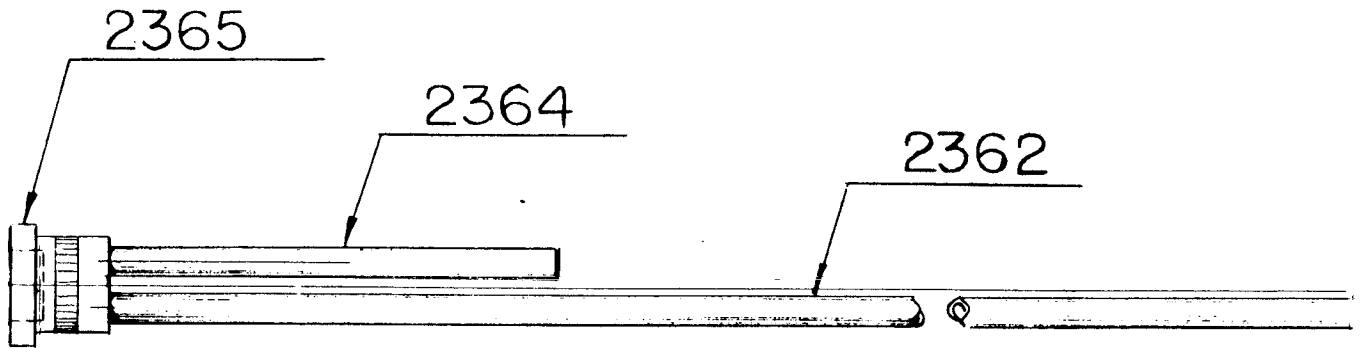
Part Number	Description	Number Required
1521	Washer — 1/2" O.D. x 3/16" I.D. Steel	2
2190	Idler Stud Kit Assembly	1
	748 *Washer — No. 10 Inner Cut Lock	1
	1666 *Nut — Hexagonal Adjusting	1
	1988 *Screw — 8-32 x 1/4" Allen Head Set	2
	2346 *Stud — Idler	1
2343	Bracket — Idler	1
2344	Spring — Idler	1
2345	Shaft — Floating Idler	1
2349	Roller — Stationary Idler	1
2351	Roller — Floating Idler	1
5222	Screw — 5-40 x 3/16" Binder Head	1

RELATED ITEMS — Not Furnished With Above Assembly Unless Specified

684	Screw — 10/32 x 1/2" Fillister Head Stop	1
-----	--	---

* Not Available Separately, Specify 2190.

Oiler Assembly - Part No. 2367



Part Number	Description	Number Required
2362	*Tube — Long Oil	1
2364	*Tube — Short Oil	1
2365	*Mount — Oil Cup	1

RELATED ITEMS — Not Furnished With Above Assembly Unless Specified

868	Screw — 10-32 x 5/8" Fillister Head	1
2299	Clip — Metal	1
2363	Cup — Oil	1

* Not Available Separately, Specify Entire Assembly 2367 and 2363 Oil Cup.

← ASSEMBLY No. 2350

Lens Mount Assembly -- Part No. 2379

Part Number	Description	Number Required
722	Screw — 6-32 x 1/8" Set	2
853	Screw — 5-40 x 1/4" Round Head	3
1142	Sleeve — Housing	1
1376	Knob — Focusing	1
1377	Screw — Thumb	1
1379	Flange — Bracket	1
2253	Mount — Lens	1
5133	Washer — 9/16" O.D. x 7/64" I.D. Steel	1
10502	Focusing Screw Sub Assembly	1
	976 *Pin — Taper	1
	1374 *Screw — Focusing	1
	1375 *Bushing — Focusing Screw	1

RELATED ITEMS — Not Furnished With Above Assembly Unless Specified

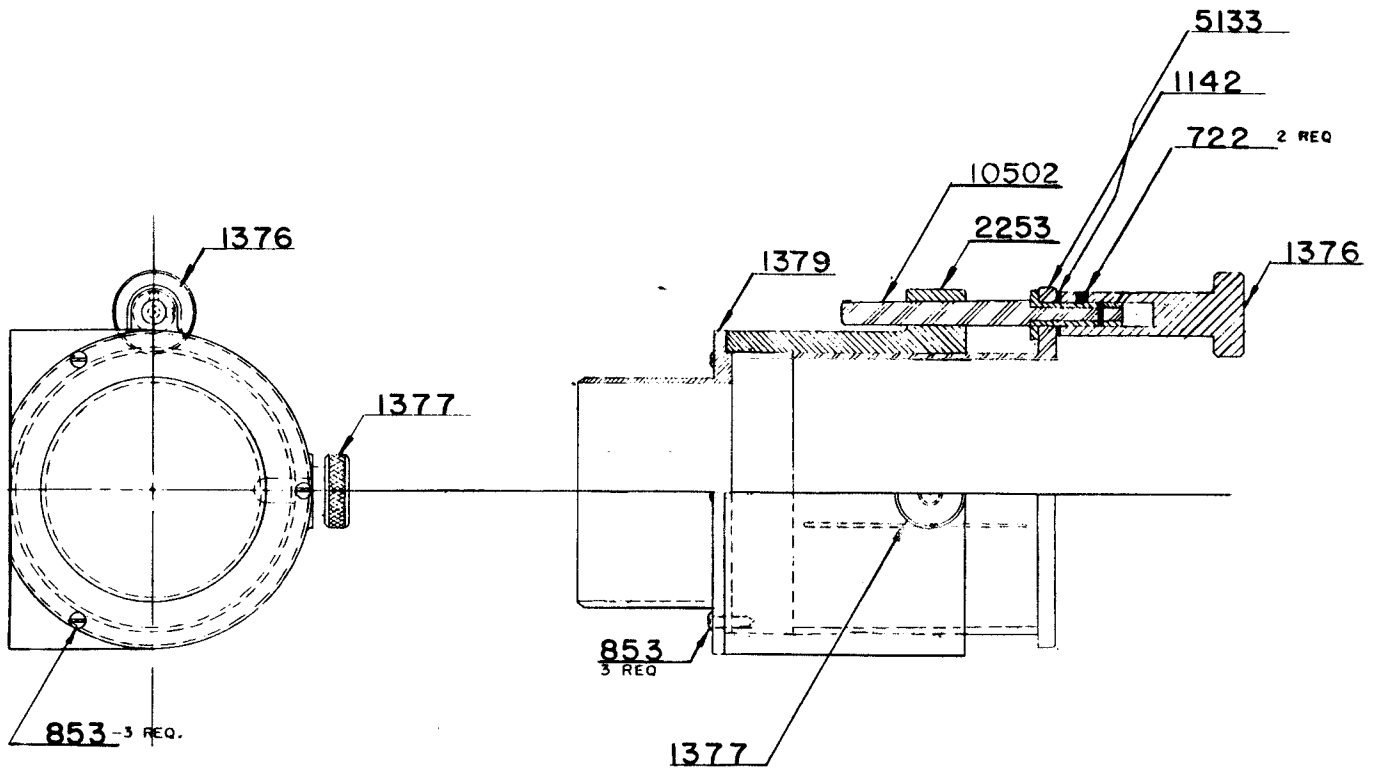
1601	Series I Lens Assembly	1
	712 Screw — 10-32 x 1/4" Lens Adaptor Set	1
	1097 Adaptor — Lens	1
	6260 Lens — 4 inch Series I Projection	1
	Series II Projection Lenses Available in 1/4 inch steps of Focal Lengths from 4 inches to 7 inches inclusive.	

For Mounting 2379 Assembly to 1134 Mechanism Plate

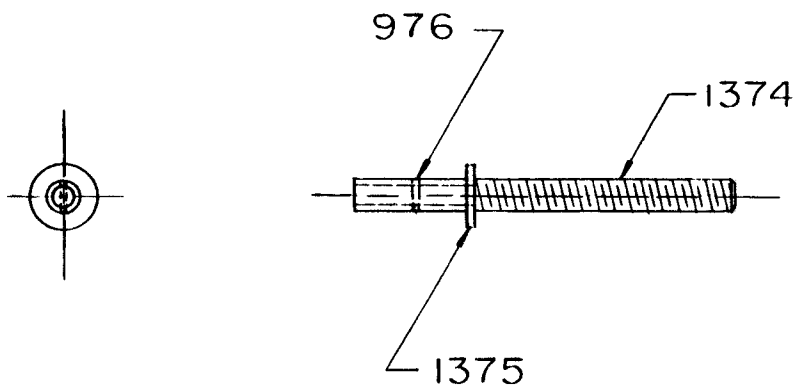
293	Washer — No. 10 Split Lock	4
684	Screw — 10-32 x 1/2" Fillister Head	3
868	Screw — 10-32 x 5/8" Fillister Head	1

* Not Available Separately, Specify Entire 10502 Sub-Assembly.

Lens Mount Assembly -- Part No. 2379



Focusing Screw Sub Assembly - Part No. 10502



Holdback Sprocket Assembly - Part No. 2380

Part Number	Description	Number Required
111	Spring — Sprocket	1
215	Spacer — Idler Arm Stop	1
621	Sprocket — Holdback	1
871	Screw — 10-32 x 3/16" Allen Set	1
923	Screw — 2-56 x 5/8" Fillister Head	1
1245	Nut — Tension Adjustment	1
1246	Nut — Lock	1
1307	Bearing — Ball	1
1325	Shaft — Sprocket	1
1326	Block — Mounting	1
1328	Washer — Micarta	1
1332	Cap — Spring	1
2375	Screw — Extension Adjustment	1
3607	Holdback Sprocket Idler Sub-Assembly	1
1348	Spring — Idler Lock	1
1349	Screw — Retaining	2
1354	Knob — Idler	1
1355	Nut — Idler Lock	1
1356	Rod — Idler Lock	1
1358	Roller — Inner Idler	1
1359	Roller — Outer Idler	1
1511	Roller — Fixed Idler	2
5183	Stud — Idler	1
5222	Screw — 5-40 x 3/16" Binder Head	1
10931	Idler Bracket Sub-Assembly	1
1353	*Bracket — Idler	1
1357	*Shaft — Idler Roller	1

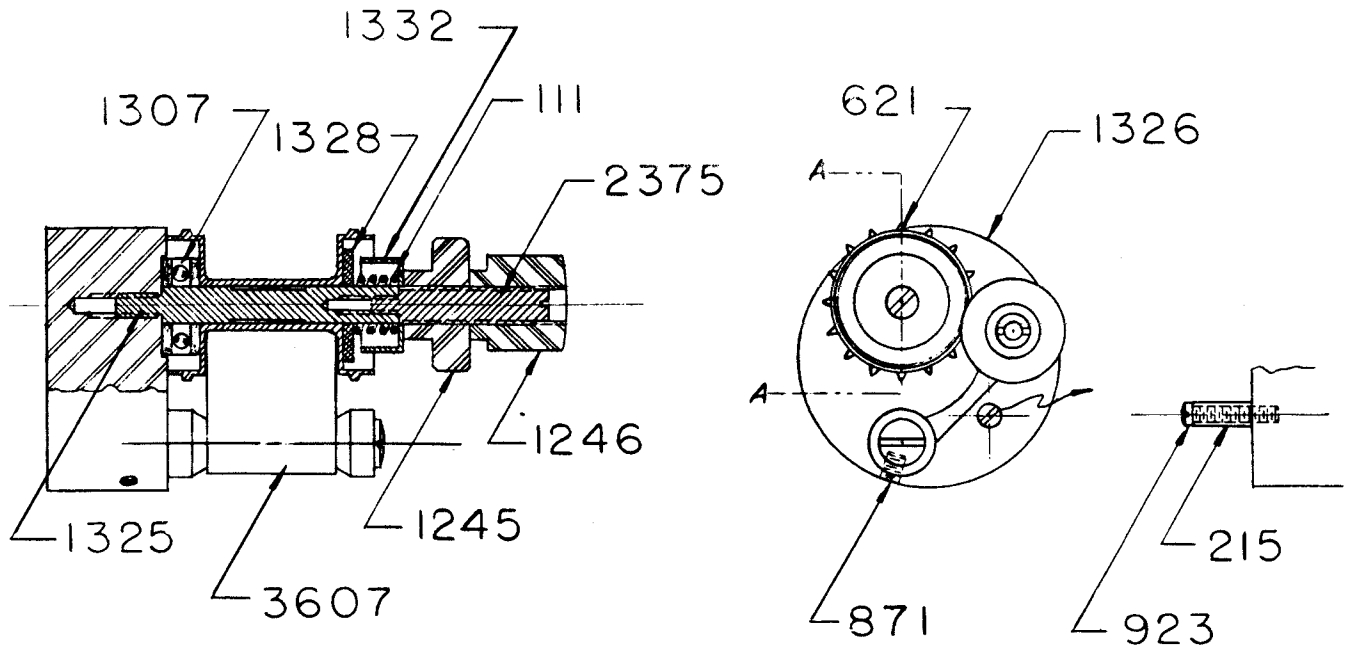
RELATED ITEMS — Not Furnished With Above Assembly Unless Specified

For Mounting 2380 Assembly to 1134 Mechanism Plate

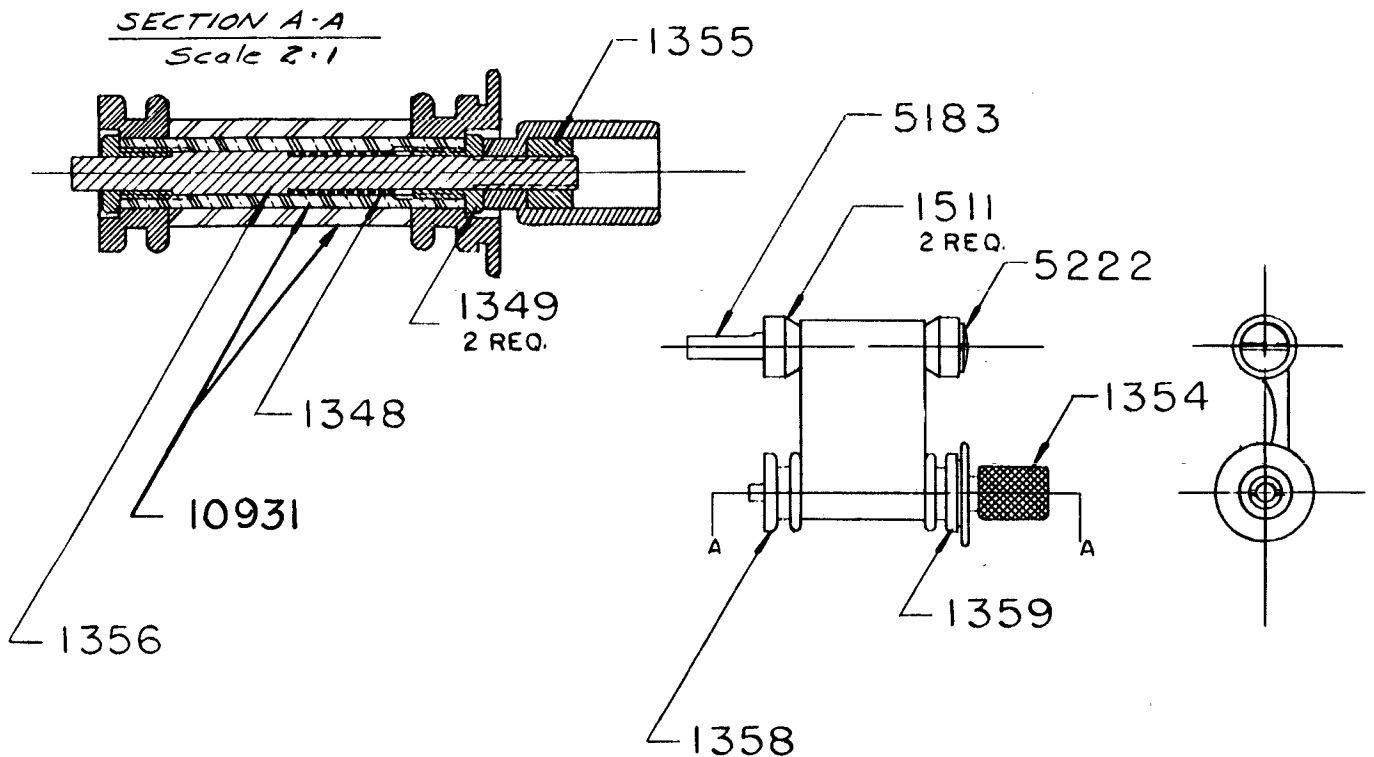
291	Washer — No. 6 Split Lock	1
294	Washer — 1/4" Lock	1
687	Screw — 5-40 x 1/2" Round Head	1
1459	Screw — 1/4"-20 x 1/2" Fillister Head	1

* Not Available Separately, Specify 10931 Sub-Assembly.

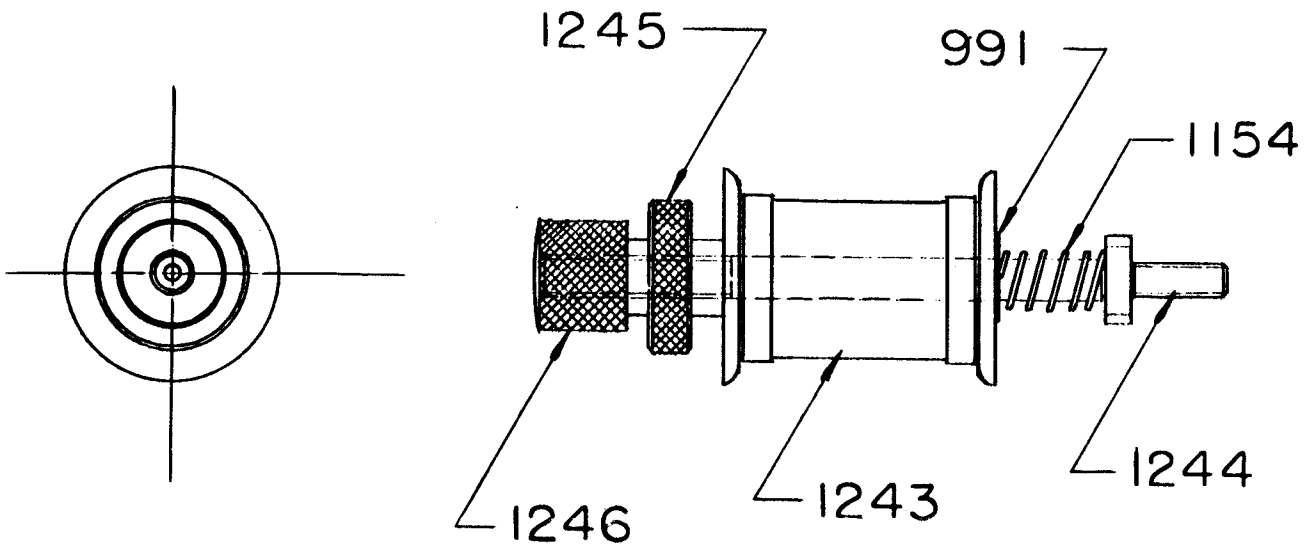
Holdback Sprocket Assembly - Part No. 2380



Holdback Sprocket Idler Sub-Assembly - Part No. 3607



Sound Adjustment Roller Assembly - Part No. 2394



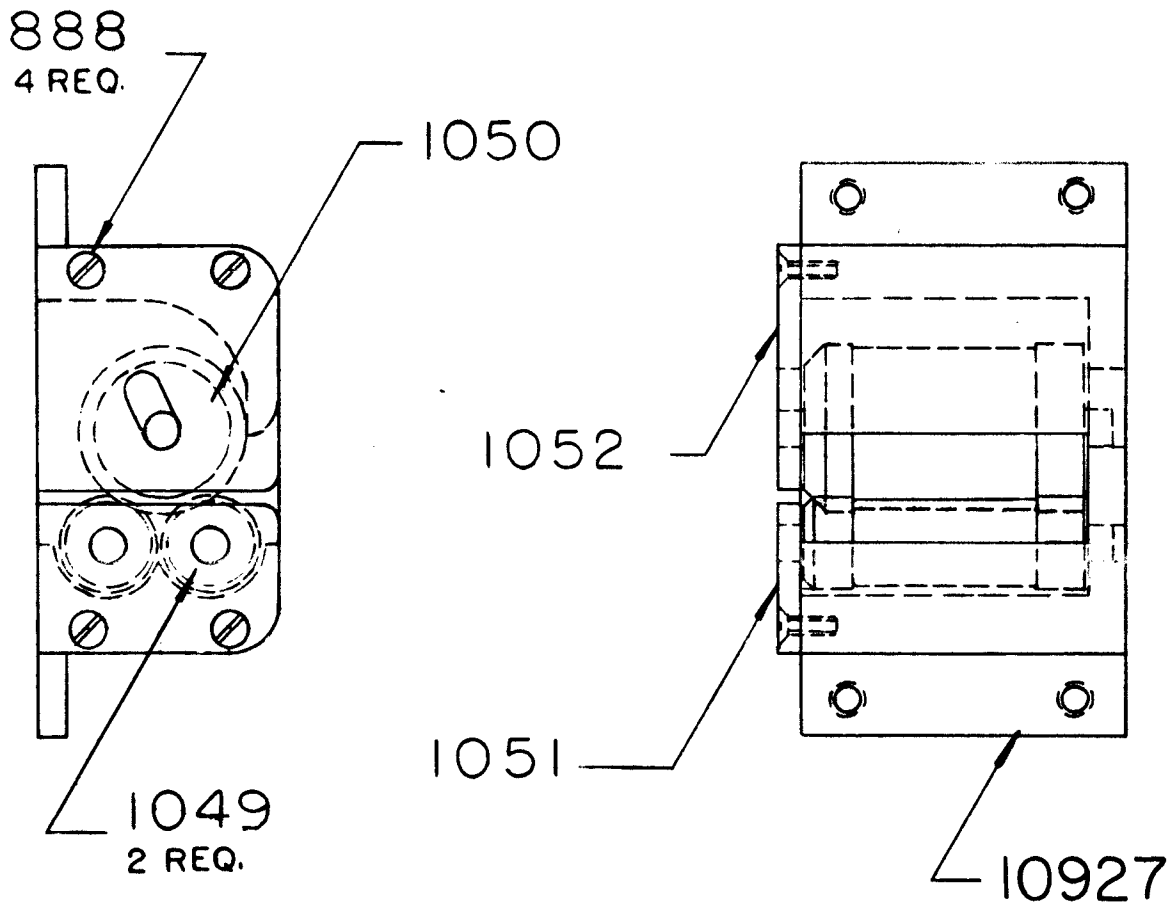
Part Number	Description	Number Required
991	Washer — 1/4" I.D. x 1/2" O.D.	2
1154	Spring	1
1243	Roller — Sound Adjustment	1
1244	Shaft — Sound Adjustment Roller	1
1245	Nut — Tension Adjustment	1
1246	Nut — Lock	1

RELATED ITEMS — Not Furnished With Above Assembly Unless Specified

For Mounting 2394 Assembly to 1134 Mechanism Plate

293	Washer — No. 10 Lock	1
996	Nut — 10-32 Hexagonal	1

Fire Valve Assembly (Lower) - Part No. 10926



Part Number	Description	Number Required
888	Screw — 3-48 x 5/16" Flat Head	4
1049	Roller — Small Fire	2
1050	Roller — Large Fire	1
1051	Plate — Small Roller	1
1052	Plate — Large Roller	1
10927	Casting — Lower Fire Roller.....	1

**RELATED ITEMS — Not Furnished With Above Assembly Unless Specified
For Mounting 10926 Assembly In 10915 Lower Case Assembly**

292	Washer — No. 8 Split Lock	4
881	Screw — 8-32 x 3/8" Fillister Head	4

Aperture Plate Assembly - Part No. 2404

Part Number	Description	Number Required
553	Spring	2
808	Screw — 6-32 x 1/4" Round Head	4
836	Screw — 5-40 x 3/16" Round Head	2
852	Screw — 2-56 x 1/8" Flat Head	2
877	Screw — 8-32 x 5/8" Fillister Head	2
919	Screw — 2-56 x 5/16" Flat Head	4
921	Screw — 2-56 x 1/8" Fillister Head	4
968	Washer — 1/2" O.D. x 5/32" I.D. Steel	2
1143	Rail — Aperture Film	2
1149	Glass — Picture Framing	1
1167	Insulator — Baffle Plate	6
1396	Plate — Baffle Mounting	1
1398	Baffle Plate Kit Assembly	1
	10733 Plate — No. 1 or Inner Baffle	1
	10734 Plate — No. 2 or Center Baffle	1
	10735 Plate — No. 3 or Outer Baffle	1
1556	Nut — Aperture Roller Adjustment	1
1600	Guard — Aperture Fire	1
2416	Screw — 5-40 x 1/8" Bristo Set	2
3335	Screw — Side Tension Adjustment	1
3338	Roller — Plain Side Tension	1
3339	Roller — Tapped Side Tension	1
3340	Shaft — Side Tension Roller	1
3345	Spring — Side Tension Roller	1
3713	Rod — Film Gate Slide	1
5220	Screw — 8-32 x 5/16" Binder Head	1
10701	Casting — Aperture	1
10726	Bearing — Side Tension Center	1

RELATED ITEMS — Not Furnished With Above Assembly Unless Specified

2250	Silent Aperture Assembly	1
	976 *Pin — Taper	1
	2248 *Plate — Silent Aperture	1
	2251 *Knob — Aperture	1
2252	Sound Aperture Assembly	1
	976 **Pin — Taper	1
	2249 **Plate — Sound Aperture	1
	2251 **Knob — Aperture	1

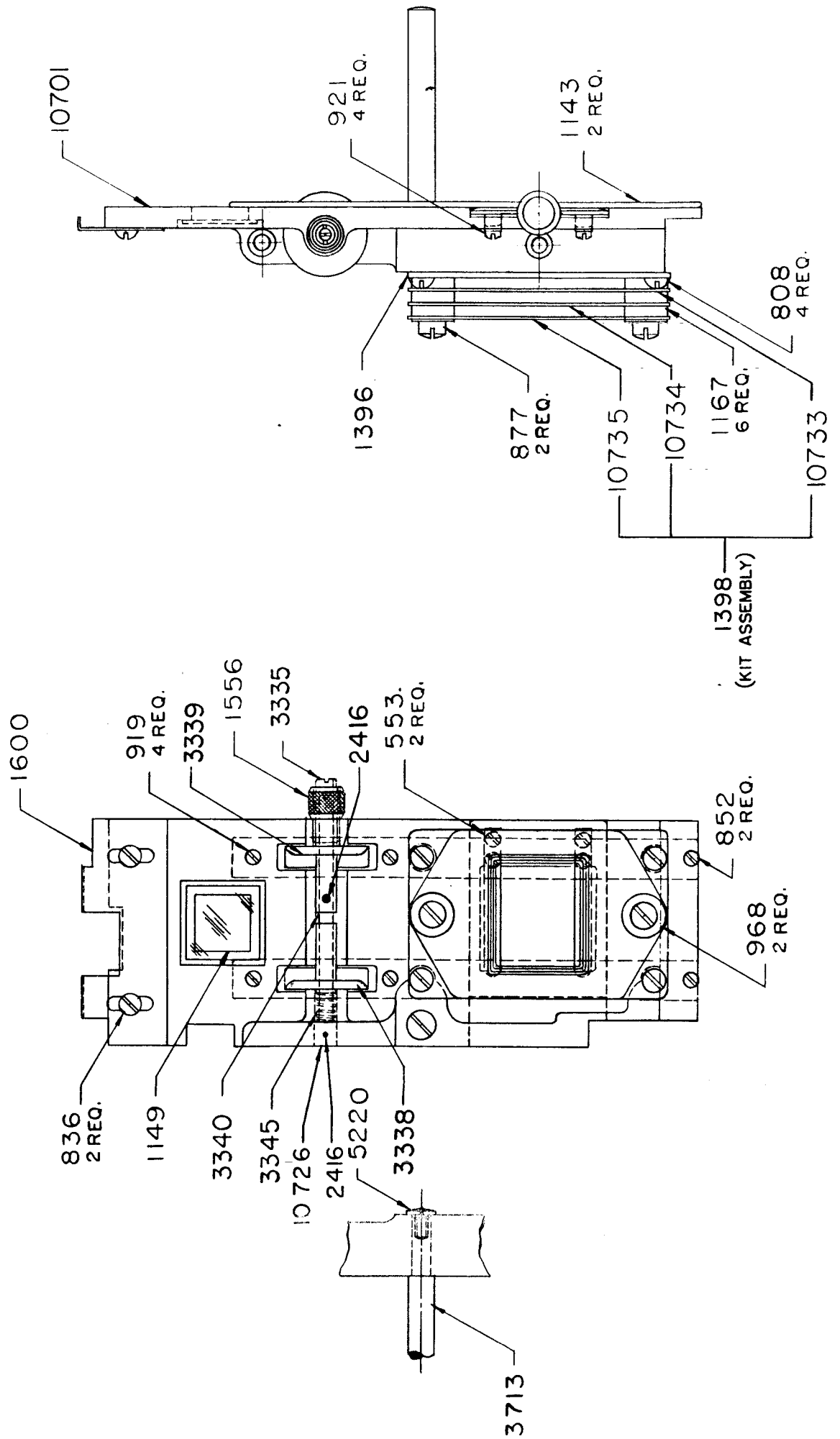
For Mounting 2404 Assembly to 1134 Mechanism Plate

684	Screw — 10-32 x 1/2" Fillister Head	2
-----	---	---

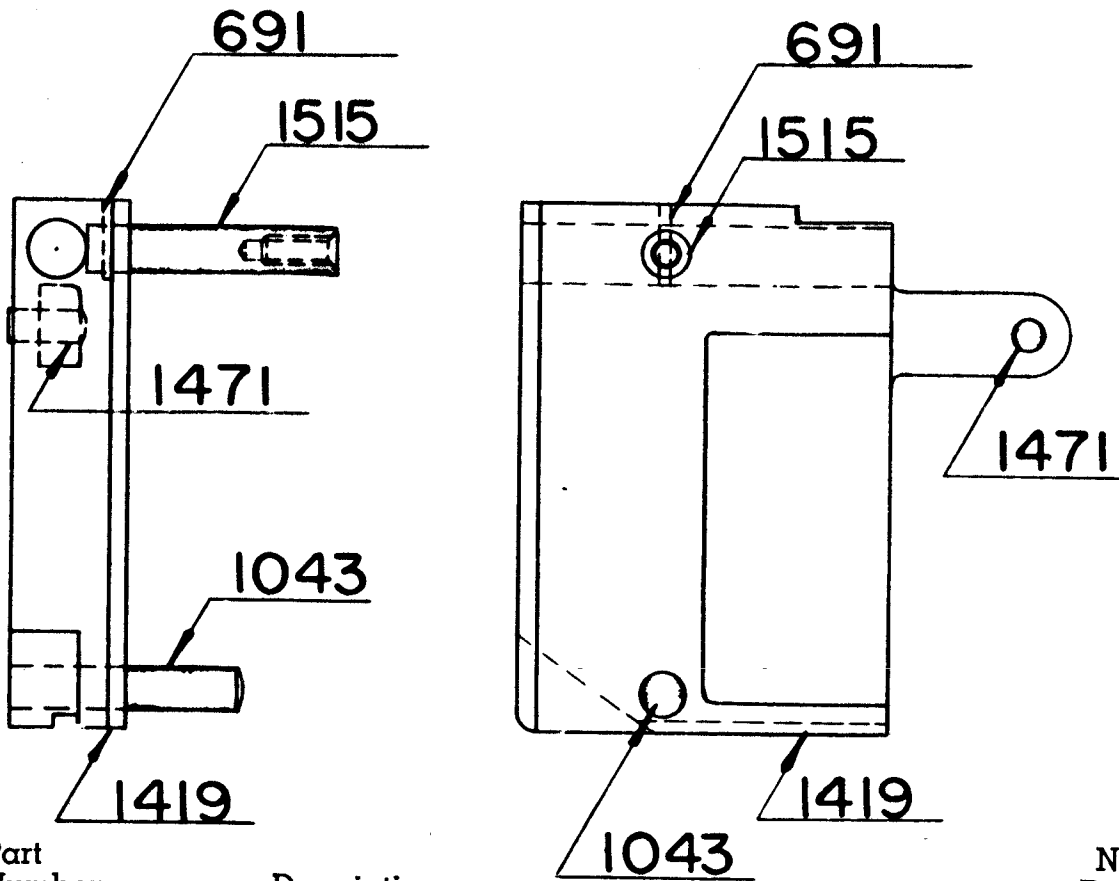
* Not Available Separately, Specify Entire 2250 Assembly.

** Not Available Separately, Specify Entire 2252 Assembly.

Aperture Plate Assembly - Part No. 2404



Film Gate Mounting Assembly - Part No. 2420



Part Number	Description	Number Required
691	*Pin — Taper	1
1043	*Stud — Film Gate Mounting	1
1419	*Bracket — Sliding	1
1471	*Stud — Sliding Bracket	1
1515	*Stud — Film Gate Mounting	1

* Not Available Separately, Specify Entire 2420 Assembly.

Mechanism Plate Kit Assembly Part No. 10686

Part Number	Description	Number Required
1134	Plate — Mechanism Drilled Mounting	1

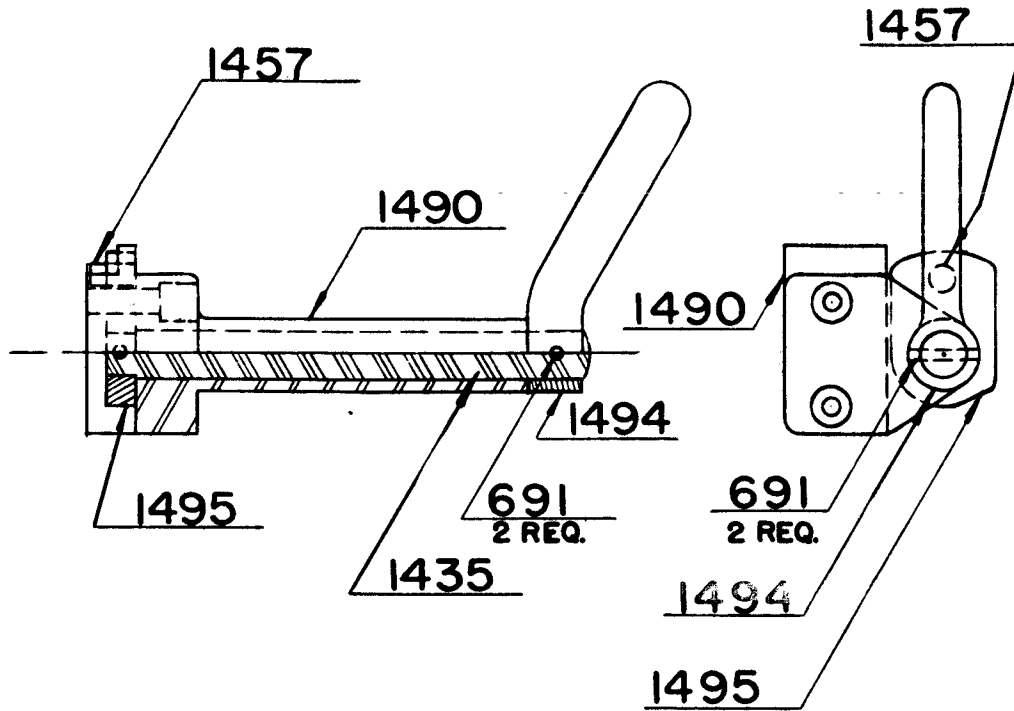
**RELATED ITEMS — Not Furnished With Above Assembly Unless Specified
For Mounting 1134 Plate to 10910 Upper Case Assembly**

293	Washer — No. 10 Split Lock	8
684	Screw — 10-32 x 1/2" Fillister Head	8
1521	Washer — 3/16" I.D. x 1/2" O.D. Steel	8

NOTE!

The 1134 Mounting Plate is the basic plate to which are attached the various picture projection and sound mechanism parts.

Film Gate Release Assembly - Part No. 2421



Part Number	Description	Number Required
691	*Pin — Taper	2
1435	*Shaft — Release	1
1457	*Stud — Cam Release	1
1490	*Bearing — Release Shaft	1
1494	*Handle — Release	1
1495	*Cam — Release	1

RELATED ITEMS — Not Furnished With Above Assembly Unless Specified

1472	Arm — Release Pivot	1
------	---------------------------	---

For Mounting 1472 Pivot Arm to 1134 Mechanism Plate

292	Washer — No. 8 Split Lock	1
883	Washer — 9/16" O.D. x 5/16" I.D.	1
968	Washer — 1/2" O.D. x 5/32" I.D. Steel	1
1451	Stud — Eccentric Pivot	1
5220	Screw — 8-32 x 5/16" Binder Head	1

For Mounting 2421 Assembly to 1134 Mechanism Plate

843	Screw — 10-32 x 3/4" Fillister Head	2
-----	---	---

* Not Available Separately, Specify Entire 2421 Assembly.

Amplifier Assembly -- Part No. 2804

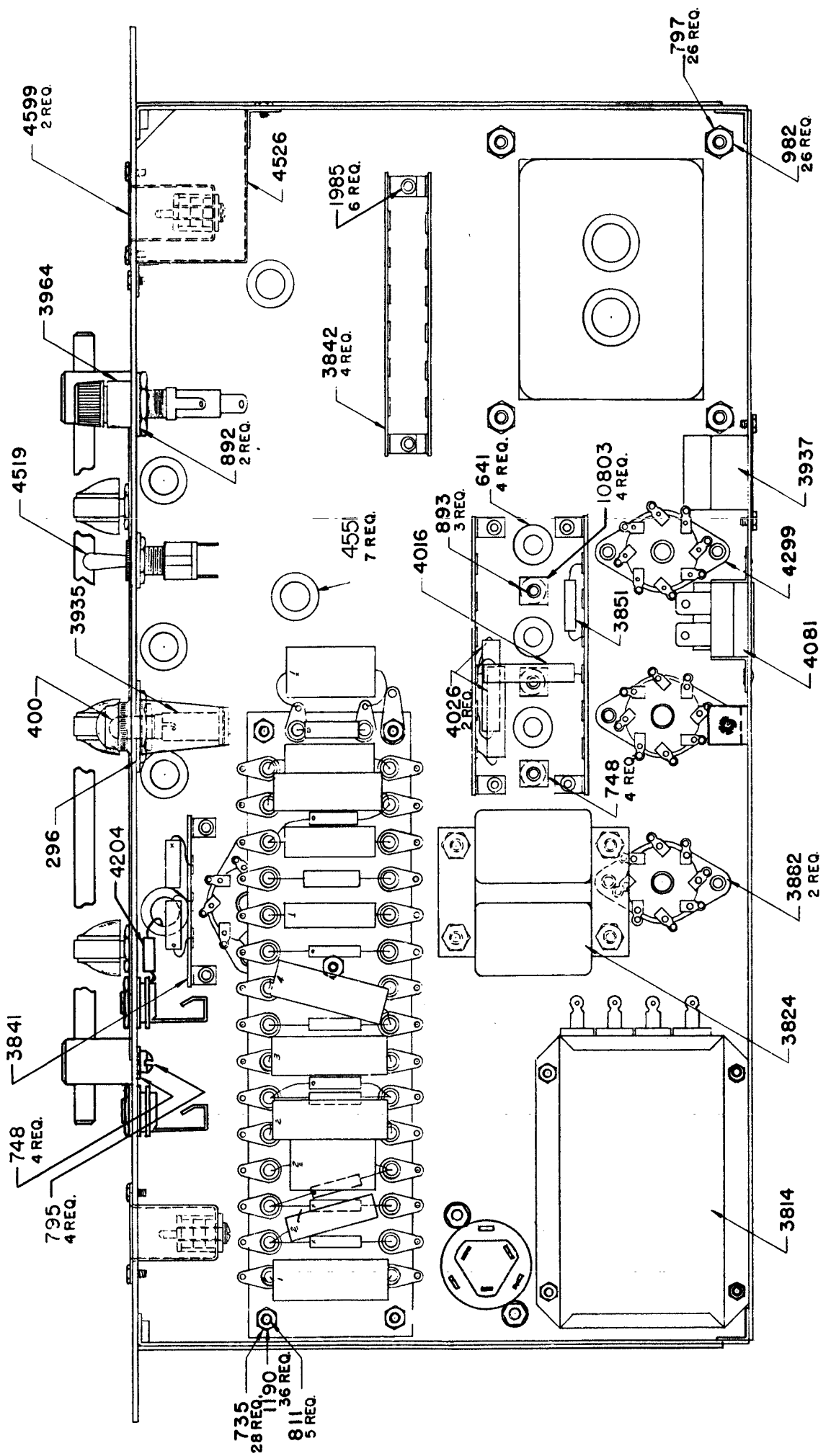
ELECTRICAL COMPONENTS

Part Number	Description	Number Required
4271	RESISTOR STRIP ASSEMBLY (See Page 123 for Detailed Drawing)	
	3836 Condenser — .01 Mfd. 600 Volt	1
	3847 Resistor — 1000 Ohm 1/2 Watt	2
	3861 Condenser — .1 Mfd. 600 Volt	4
	3862 Condenser — .05 Mfd. 600 Volt	1
	4024 Resistor — 1.5 Megohm 1/2 Watt	1
	4029 Resistor — 2500 Ohm 1/2 Watt	1
	4053 Condenser — .005 Mfd. 600 Volt	2
	4126 Condenser — .02 Mfd. 400 Volt	1
	4157 Condenser — 10 Mfd. 25 Volt	2
	4197 Resistor — 500,000 Ohm 1/2 Watt	2
	4198 Resistor — 100,000 Ohm 1/2 Watt	1
	4205 Resistor — 250,000 Ohm 1/2 Watt	3
	4489 Resistor Strip Sub Assembly	1
	698 *Lug — Solder	32
	4133 *Eyelet	32
	4542 *Strip — Resistor	1
10526	CONDENSER KIT ASSEMBLY	
	3814 Condenser — 19-19 Mfd. 575 Volt	1
	3859 Condenser — .00025 Mfd.	1
	3863 Condenser — 10-10-10 Mfd. 450 Volt	1
10527	RESISTOR KIT ASSEMBLY	
	3817 Resistor — 1000 Ohm 25 Watt	1
	3818 Resistor — 200 Ohm 50 Watt Variable	1
	3819 Resistor — 2500 Ohm 50 Watt	2
	3851 Resistor — 75,000 Ohm 1/2 Watt	1
	4016 Resistor — 10,000 Ohm 1 Watt	1
	4026 Resistor — 20,000 Ohm 1 Watt	2
	4197 Resistor — 500,000 Ohm 1/2 Watt	2
	4205 Resistor — 250,000 Ohm 1/2 Watt	1
10528	AMPLIFIER TUBE KIT ASSEMBLY	
	4301 Tube — 6J7 Amplifier	1
	4310 Tube — 5U4G Amplifier	1
	4314 Tube — 6N7GT/G Amplifier	1
	4327 Tube — 6L6G Amplifier	2
	4362 Tube — 6SF5 Amplifier	1
10529	POTENTIOMETER KIT ASSEMBLY	
	3815 Control — 9 Megohm Bass	1
	3816 Control — 50,000 Ohm Treble	1
	3827 Control — 250,000 Ohm Volume	1

NOTE! Amplifier Parts Analysis Continued on Next Page.

* Not Available Separately, Specify Entire 4489 Sub-Assembly.

Amplifier Assembly - Part No. 2804



Amplifier Assembly -- Part No. 2804

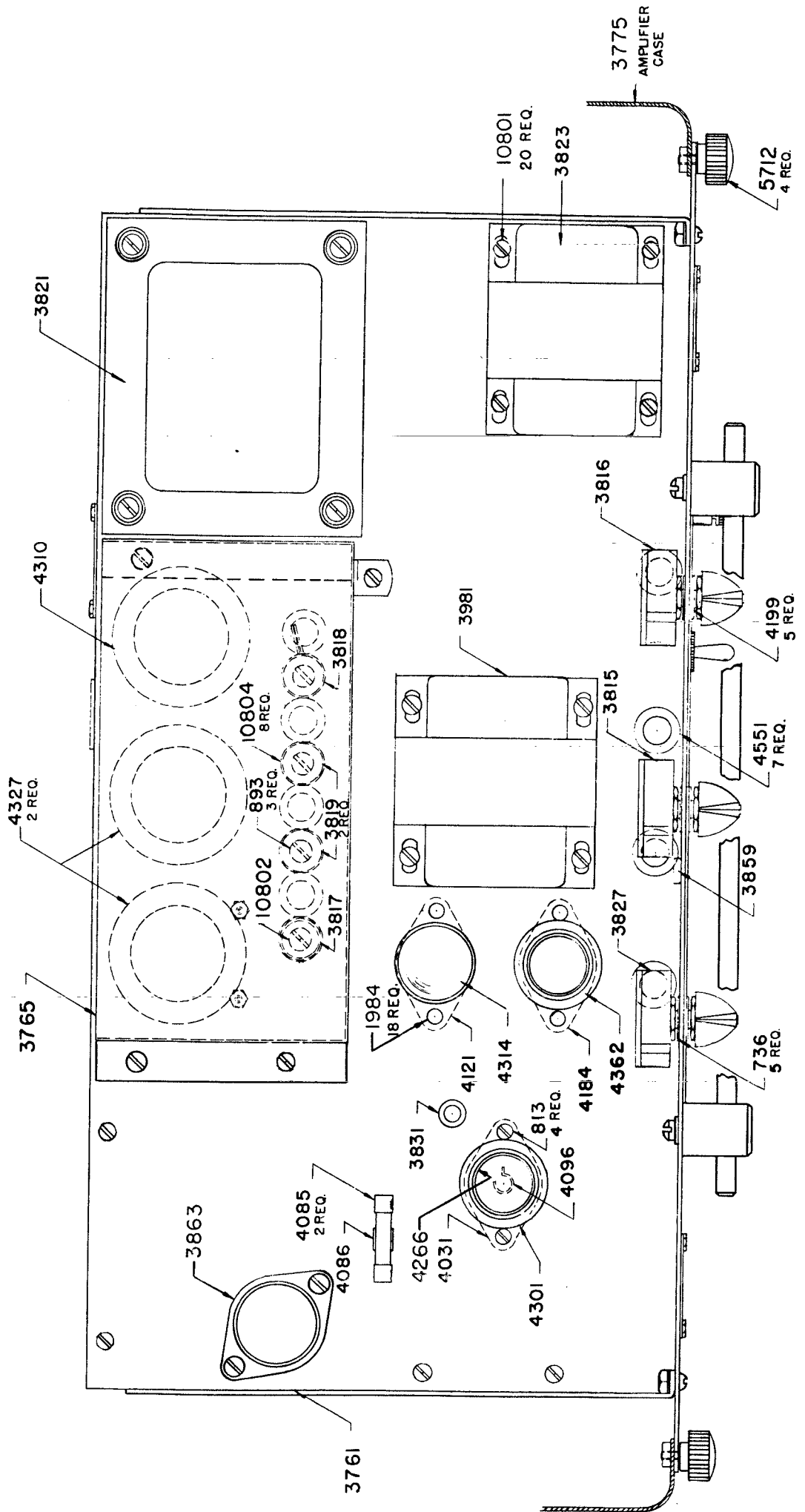
ELECTRICAL COMPONENTS

Part Number	Description	Number Required
CHOKES		
3823	Choke	1
TRANSFORMERS		
3821	Transformer — Power	1
3824	Transformer — Input	1
3981	Transformer — Output (3822 can be used)	1
RECEPTACLES		
3882	Socket — 6L6 Tube	2
3935	Receptacle — Pilot Lamp	1
3937	Receptacle — Male Twist Lock Power	1
3964	Receptacle — Fuse	1
4031	Socket — 6J7 Tube	1
4081	Receptacle — 4 pin Speaker	1
4121	Socket — 6N7 Tube	1
4184	Socket — 6SF5 Tube	1
4299	Socket — 5U4G Tube	1
4569	Jack — Microphone and Phono-Turntable Input	2
4599	Receptacle — Sound Input	2
	(Following analysis is for one No. 4599)	
3083	Screw — Contact	1
3084	Bushing — Rear Plain Fiber	1
3085	Bushing — Front Threaded Fiber	1
3092	Shell — Socket	1
3093	Bushing — Socket	1
7226	Lug — Solder	1
MISCELLANEOUS ELECTRICAL COMPONENTS		
400	Lamp — 6-8 Volt Bayonet Base Pilot	1
2460	Cable — 18" Length Rubber Covered Shielded	1
3841	Strip — 3 Contact Terminal	1
3842	Strip — 6 Contact Terminal	4
4085	Fuse — 3 Ampere	2
4096	Clip — Tube Grid	2
4266	Cap — Tube Shielding	2
4519	Switch — Toggle	1

NOTE!

Amplifier Parts Analysis Continued on Next Page.

Amplifier Assembly -- Part No. 2804



Amplifier Assembly -- Part No. 2804

MECHANICAL COMPONENTS

Part Number	Description	Number Required
WASHERS		
296	Washer — 1 1/8" O.D. Inner Cut Lock	1
735	Washer — 1/4" O.D. No. 6 Inner Cut Lock	26
736	Washer — 11/16" O.D. x 3/8" I.D. Inner Cut Lock	5
748	Washer — 3/8" O.D. No. 10 Innercut Lock	4
797	Washer — 5/16" O.D. No. 8 Inner Cut Lock	22
892	Washer — 3/4" O.D. x 1/2" I.D. Inner Cut Lock	2
967	*Washer — 3/8" O.D. x 1/8" I.D. Steel	2
4199	Washer — 5/8" O.D. x 3/8" I.D. Steel	5
10804	Washer — Resistor Centering	8
SCREWS		
709	Screw — 6-32 x 1/4" Binder Head	12
795	Screw — 10-32 x 3/8" Fillister Head	4
811	Screw — 6-32 x 1 1/2" Round Head	5
813	*Screw — 6-32 x 3/8" Round Head	4
5712	Screw — 8-32 Steel Thumb	4
10801	Screw — 8-32 x 1/4" Button Head	20
GROMMETS		
641	Grommet — 7/16" O.D. x 1/4" I.D. Rubber	4
3831	Grommet — 5/16" O.D. x 5/32" I.D. Rubber	1
3900	*Grommet — 1/4" O.D. x 1/8" I.D. Rubber	2
4551	Grommet — 1/2" O.D. x 3/8" I.D. Rubber	7
NUTS — BOLTS		
893	Bolt — 4 1/2" Round Head	3
982	Nut — 8-32 Hexagonal	22
1190	*Nut — 6-32 Hexagonal	34
4200	Nut — 3/8" Hexagonal	5
10802	Bolt — 2 1/2" Round Head	1
10803	Nut — 10-24 Elastic Stop	4
MISCELLANEOUS		
695	Lug — Solder	4
760	Pin — Drive	8
1984	Rivet — 5/32"	18
1985	Rivet — 3/16"	6
2103	**Plate — "P. E. Cell" Name	2
2105	Plate — Amplifier Dial	1
3761	Chassis — Amplifier	1
3765	Baffle — 3-tube Heat	1
3766	Stud — Knob Guard	2
3768	Guard — Knob sub-assembly	2
3774	Panel — Front Amplifier	1
3914	Knob — Red Control	3
4086	Clip — Fuse	1
4138	Plate — Microphone Name	1
4139	Plate — Phonograph Name	1
4175	Clamp — Fibre	2
4526	Shield — Sound Input Receptacle	1
WIRE		
2620	Wire — Black solid push back	80"
2621	Wire — Yellow solid push back	107"
2622	Wire — Yellow No. 20 stranded hookup	15"
2623	Wire — Black No. 20 stranded hookup	20"
2624	Wire — Blue No. 20 stranded hookup	25"
2625	Wire — Brown No. 20 stranded hookup	40"
2626	Wire — Green No. 20 stranded hookup	40"
2627	Wire — Maroon No. 20 stranded hookup	39"
2628	Wire — Orange No. 20 stranded hookup	20"
2629	Wire — Red No. 20 stranded hookup	55"
2630	Wire — Yellow and black tracer stranded hookup	53"
2692	Wire — Shielded Grid	41"
2705	Wire — Spaghetti (No. 9 flexible varnished tubing)	30"

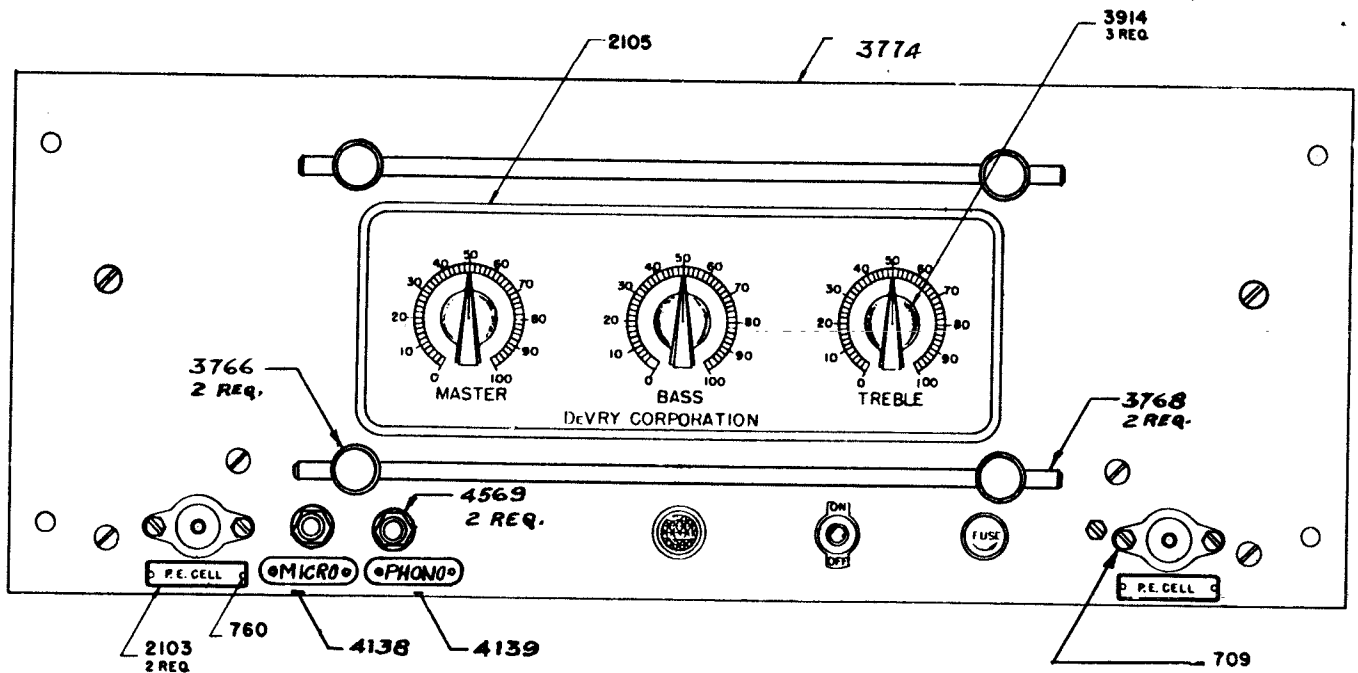
* For Mounting 4031 Tube Socket For 6J7 Tube.

** Purchase Two 760 Pins With 2103 Name Plate.

Amplifier Assembly -- Part No. 2804

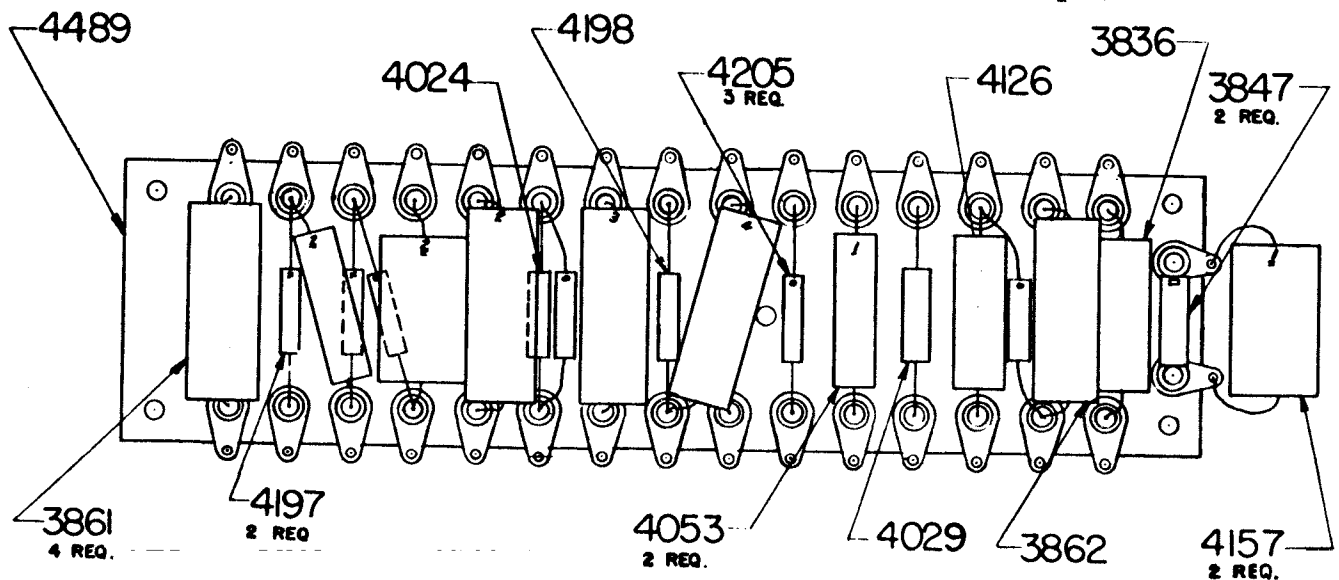
AMPLIFIER CHASSIS CASE ASSEMBLY — PART NO. 4180

709	Screw — 6-32 x 1/4" Binder Head	2
735	Washer — 1/4" O.D. No. 6 Inner Cut Lock	2
797	Washer — 5/16" O.D. No. 8 Inner Cut Lock	4
982	Nut — 8-32 Hexagonal	4
1190	Nut — 6-32 Hexagonal	2
1852	Handle	2
1853	Cushion — Case	4
3775	Case — Amplifier Chassis	1
10934	Plate — Data Name	1



Resistor Strip Assembly - Part No. 4271

See Page 119 For Parts Analysis of Above Assembly



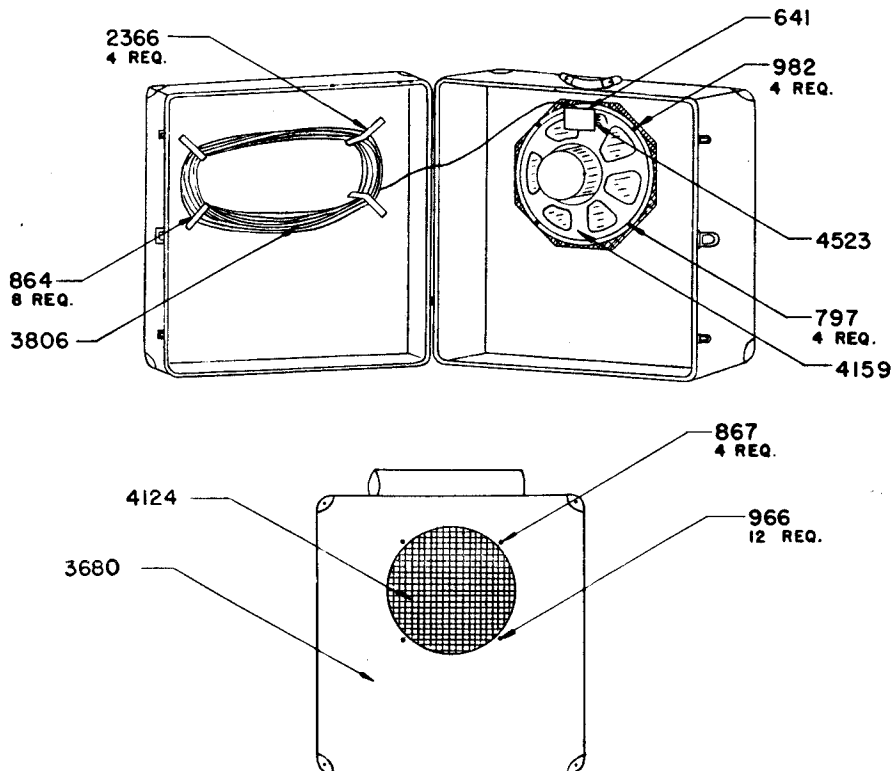
Loud Speaker and Case Assembly - Part No. 1100

Part Number	Description	Number Required
292	Washer — No. 8 Split Lock	2
641	Grommet — 7/16" O.D. x 1/4" I.D. Rubber	1
797	Washer — No. 8 Inner Cut Lock	4
802	Screw — 8-32 x 5/16" Round Head	2
864	Screw — 8-32 x 5/8" Flat Head	8
867	Screw — 8-32 x 1-1/4" Flat Head	4
966	Washer — 8-32 Case	12
982	Nut — 8-32 Hexagonal	4
2366	Bracket — Speaker Cable	4
3806	Cord and Plug Sub-Assembly	1
	2681 Cable — 100' length of 2689	1
	4082 Plug — Male, 4 Pin,	1
3860	Case — Speaker (with Hardware)	1
4124	Screen — Speaker	1
4159	Speaker	1
4523	Cover — Speaker Cable Terminal	1

RELATED ITEMS — Not Furnished With Above Assembly Unless Specified

1851	Handle — Speaker Baffle	1
1853	Cushion — Case	4
3899	Cone and Voice Coil Assembly	1

Loud Speaker and Case Assembly - Part No. 1100



Spare Parts and Box Assembly - Part No. 2899

Part Number	Description	Quantity Included
PROJECTOR		
399	Lamp — 6 Volt, 1 Amp. Prefocus Exciter	6
411	Lamp — Pilot	1
413	Lamp — Framing	1
479	Lamp — 100 Watt, 115 Volt T-20 Projection	5
499	Lens — Primatic Condenser	1
583	Reflector — Parabolic Metal	1
587	Lens — 3" x 4" Plain Condenser	1
898	Washer — for Mounting No. 1038 Shoe	2
947	Screws — for Mounting No. 1038 Shoe	2
1038	Shoe — Aperture Film Tension	1
1429	Shoe — Upper Film Tension	1
2233	Shoe — Lower Film Tension	1
3345	Spring — Aperture Roller Tension	1
4453	Cell — Type CE-25 Photo	4
7262	Brushes — for Ventilating Motor	4
AMPLIFIER AND SPEAKER		
3899	Cone — for A-12 PM Speaker	1
4301	Tube — 6 J 7 Amplifier	2
4310	Tube — 5 U 4 G Amplifier	2
4314	Tube — 6 N 7 G Amplifier	2
4327	Tube — 6 L 6 G Amplifier	4
4362	Tube — 6 S F 5 Amplifier	2
TOOLS		
1075	Rod — 7/16" Dia. Lapping	1
1076	Rod — 5/16" Dia. Lapping	1
1077	Rod — 1/4" Dia. Lapping	1
1078	Block — V Support	1
1092	Broach — Taper Pin	1
1093	Powder — Bottle Arkansas Lapping	1
1094	Brush — 1/4" Dia. Cleaning	1
1095	Brush — 5/16" Dia. Cleaning	1
1096	Brush — 7/16" Dia. Cleaning	1
ACCESSORIES		
580	*Reel — 35 mm. 1000 ft. film	1
1618	Cement — Pint Can Film	1
1640	Rewind — 35 mm. 2000 ft. Bench	1
1809	Splicer — Griswold R-2 Film	1
1889	Oil — Quart Can Intermittent	1
1898	Oil — Half Gallon Projector Lubricating	1
BOX		
1956	Box — Tool and Spare Parts	1

* Reel carried in projector magazine.

SECTION XIV

NUMERICAL LIST OF PARTS

PART NUMBER	DESCRIPTION	PART OF	PAGE NUMBER	* N.S.S.	PART NUMBER	DESCRIPTION	PART OF	PAGE NUMBER	* N.S.S.
35	ROLLER, guide	46	49					10915	68
37	WEIGHT, governor	10506	96	37 & 995				10925	74
44	CORD, projector-amplifier-power, ASSEMBLY	10915	70		293	WASHER, split lock No. 10		1602	56
46	ROLLER, film guide ASSEMBLY	2812	49					2290	92
86	SPRING, friction	1450	54					2379	102
89	BLOCK, tilting bracket slide	10915	68					2394	106
92	COLLAR reel shaft	10504	62	10504				10509	84
95	SCREW, tilting bracket lock	10915	68					10686	110
97	PAD, rubber	10919	68					10900	50
102	FRAME, magazine glass	10904	60	10904	294	WASHER, 1/4" split lock		1602	56
108	CLEAT, single steel	10910	66					2380	104
110	CLEAT, double steel	10910	66		295	WASHER, split lock 5/16"		10910	64
111	SPRING, sprocket	2380	104		296	WASHER, inner cut lock 1 1/8" O.D. 1 1/16" I.D.		2804	116
135	SPACER	1602	56		366	PIN, dowel		2330	96
		10900	50					10780	84
215	SPACER, idler arm stop	2192	75-77		399	LAMP, 1 amp. 6 volt T-5 prefocused exciter		2340	98
		2220	78					2899	119
		2380	104		400	LAMP, 6-8 volt bayonet base		2804	114
235	SPROCKET, intermittent film	10531	88		411	LAMP, 10 watt, 115 volt S-11 Pilot		2899	119
242	PLUG, female twist lock projector	44	70					10910	66
243	RECEPTACLE, male twist lock	10915	70		413	LAMP, framing		2899	119
260	SPACER, terminal strip	10915	70					10910	66
291	WASHER, split lock No. 6	1005	52		479	LAMP, 1000 watt, 115 volt T-20 prefocused		2899	119
		2193	72					10900	50
		2259	82		499	CONDENSER, prismatic		1010	52
		2340	98					2899	119
		2380	104		537	SHAFT, roller		46	49
		10900	50		553	SPRING		2404	109
		10910	66		570	FLANGE, film-gate		1038	80
		10915	70		580	REEL, 1000' 35 mm.		1450	54
292	WASHER, split lock No. 8	46	49					2899	119
		1005	52		583	REFLECTOR		2899	119
		1100	118					10900	50
		2193	72		587	CONDENSER, plain		1010	52
		2216	75-77					2899	119
		2220	78		602	LINK, fire-shutter		2330	96
		2259	82		621	SPROCKET, holdback		2380	104
		2313	94		641	GROMMET, rubber 7/16" O.D. x 1/4" I.D.		1100	118
		2330	96					2340	98
		2396	106					2804	116
		2421	110		673	SCREW, fillister head 8-32 x 7/16"		2193	72
		10525	84		684	SCREW, fillister head 10-32 x 1/2"		2350	100
		10900	50					2379	102
								2404	109
								10686	110
								10905	58

*Not Sold Separately, Purchase Part or Parts Indicated in N.S.S. Column.

SECTION XIV
NUMERICAL LIST OF PARTS

PART NUMBER	DESCRIPTION	PART OF	PAGE NUMBER	* N. S. S.	PART NUMBER	DESCRIPTION	PART OF	PAGE NUMBER	* N. S. S.
685	SCREW, fillister head 8-32 x 1/2"	2216 2259 2313 2330 10900 10915	75-77 82 94 96 50 68		795	SCREW, fillister head, 10-32 x 3/8"	2804	116	
687	SCREW, round head 5-40 x 1/2"	2193 2259 2340 2380 10910	72 82 98 104 66		797	WASHER, inner cut lock 5/16" O.D. No. 8	1100 2804 4180 10910 10915	118 116 116 64 68	
691	PIN, taper	2420 2421 10504 10505	110 110 62 96	2420 2121 10504 10505	799	SCREW, round head 8-32 x 1/4"	10904	60	
695	LUG, solder	2804	.116		802	SCREW, round head 8-32 x 5/16"	1100 10904 10915	118 60 70	
698	LUG, solder	4489	112	4489	803	SCREW, round head 8-32 x 3/8"	10525 10904 10925	84 60 74	10904
699	SCREW, round head 2-56 x 1/4"	10780	84	10796	806	SCREW, round head 6-32 x 5/16"	1005 10915	52 70	
700	SCREW, fillister head 10-32 x 7/8"	2290	92		807	SCREW, round head 6-32 x 3/16"	10910 10915	64 68	
701	SCREW, fillister head 10-32 x 1 1/8"	2290	92		808	SCREW, round head 6-32 x 1/4"	2404 10925	109 74	
709	SCREW, binder head 6-32 x 1/4"	2804 4180	116 116		809	SCREW, round head 6-32 x 5/8"	10900	50	
712	SCREW, lens adapter set	2379	102		810	SCREW, round head 6-32 x 3/4"	10915	70	
718	SCREW, flat head 5-40 x 3/4"	1450	54		811	SCREW, round head 6-32 x 1 1/2"	2804	116	
721	SCREW, set 10-32 x 1/4"	1005	52		813	SCREW, round head 6-32 x 3/8"	2804 10910 10915	116 66 70	
722	SCREW, set 6-32 x 1/8"	2379	102		829	SCREW, fillister head 3-48 x 1/8"	2372	96	
724	SCREW, set 8-32 x 3/8"	1602	56		830	SCREW, round head 3-48 x 3/16"	2340	98	
730	SCREW, round head 5-40 x 1 1/8"	2340	98		831	SCREW, fillister head 10-32 x 7/16"	2305 10793 10900	92 84 50	
735	WASHER, inner cut lock 1/4" O.D. No. 6	2804 4180	116 116		832	SCREW, round head 5-40 x 5/16"	10910	66	
736	WASHER, inner cut lock 11-16" O.D. x 3/8" I.D.	2804	116		836	SCREW, round head 5-40 x 3/16"	2192 2220 2404	75-77 78 109	
740	SCREW, round head 5-40 x 1/8"	10904	60	10904	838	SCREW, round head 5-40 x 3/8"	2193 2259 2330	72 82 96	
741	SCREW, flat head 10-32 x 3/8"	10915	68		841	SCREW, set 5/32-40 x 3/16"	1450	54	
745	SCREW, set, 1/4"—20 x 5/16"	1602	56		843	SCREW, fillister head 10-32 x 3/4"	2421	110	
748	WASHER, #10 inner cut lock 3/8" O.D.	2350 2804 10910 10915	100 116 64 68	2190	846	SCREW, round head 3-48 x 1/8"	10904	60	10904
751	WASHER, steel 1/2" O.D. x 1/8" I.D.	2330	96		851	SCREW, fillister head 8-32 x 3/4"	10919	68	
753	WASHER, steel 3/4" O.D. x 5/16" I.D.	2371	56		852	SCREW, flat head 2-56 x 1/8"	2404	109	
756	SCREW, flat head 10-32 x 3/4"	10915	68		853	SCREW, round head 5-40 x 1/4"	2230 2313 2340 2379	80 94 98 102	
760	PIN, drive	2804	116		858	SCREW, flat head 8-32 x 3/8"	1450	54	
786	SCREW, flathead 5-40 x 5/16"	1450	54		860	SCREW, flat head 8-32 x 1/2"	10904	60	

*Not Sold Separately, Purchase Part or Parts Indicated in N.S.S. Column.

SECTION XIV
NUMERICAL LIST OF PARTS

PART NUMBER	DESCRIPTION	PART OF	PAGE NUMBER	*N.S.S.	PART NUMBER	DESCRIPTION	PART OF	PAGE NUMBER	*N.S.S.
864	SCREW, flat head 8-32 x 5/8"	1100	118		976	PIN, taper	2250	109	2250
867	SCREW, flat head 8-32 x 1 1/4"	1100	118				2252	109	2252
868	SCREW, fillister head 10-32 x 5/8"	2367 2379	100 102		977	PIN, taper	10502	102	10502
871	SCREW, Allen set 10-32 x 3/16"	2192 2220 2372 2380	75-77 78 96 104				2192	75-77	
887	SCREW, fillister head 8-32 x 5/8"	2216 2220 2340 10900	75-77 78 98 50				2220	78	
881	SCREW, fillister head 8-32 x 3/8"	1005 2313 10900 10926	52 94 50 106				2361	92	2361
883	WASHER, 9/16" O.D. x 5/16" I.D. steel	2421	110				2330	96	
888	SCREW, flat head 3-48 x 5/16"	10904 10926	60 106	10904	978	PIN, name plate	10904	60	
890	BOLT, hexagonal head 5/16-18 x 1 1/4"	10910	64		979	PIN, Escutcheon, 3/8" x 14	2330	96	
892	WASHER, inner cut lock 3/4" O.D. x 1/2" I.D.	2804 10915	116 70		981	NUT, hexagonal 6-32	10900 10910 10915	50 66 70	
893	BOLT, round head 4 1/2" with 10-24 square nut	2804	116		982	NUT, hexagonal 8-32	46 1100 2804 4180 10910 10915	49 118 116 116 64 68	
898	WASHER, steel 5/16" O.D. x 1/8" I.D.	2193 2230 2259 2899	72 80 82 119		983	PIN, name plate	10910 10915	64 68	
899	BOLT, hexagonal head 1/4"-20 x 1 1/8"	1602	56		987	NUT, hexagonal 2-56	10501	98	10501
916	SCREW, round head 5-40 x 5/8"	1602	56		991	WASHER, fiber 1/2" O.D. x 1/4" I.D.	2394	106	
919	SCREW, flat head 2-56 x 5/16"	2404	109		992	WASHER, steel 5/8" O.D. x 1/4" I.D.	1602	56	
921	SCREW, fillister head 2-56 x 1/8"	2404	109		994	NUT, hexagonal 1/4"-20	1602	56	
922	SCREW, round head 2-56 x 3/16"	2330	96		995	RIVET, weight	10506	96	10506
923	SCREW, fillister head 2-56 x 5/8"	2192 2220 2380	75-77 78 104		996	NUT, hexagonal 10-32	2394 10910 10915	106 64 68	
926	SCREW, fillister head 2-56 x 1/8"	2230	80		1005	MOTOR, ventilating, ASSEMBLY	1005	52	
947	SCREW, fillister head 5-40 x 3/16"	2230 2899	80 119		1010	CONDENSER ASSEMBLY	2812	52	
960	WASHER, brass 3/8" O.D. x 1/8" I.D.	10501	98	10501	1022	CASE, magazine	10904	60	10904
965	WASHER, steel 1/2" O.D. x 5/16" I.D.	2230	80		1023	DOOR, magazine	10904	60	10904
966	WASHER, case, 8-32 #8	1100	118		1033	FLANGE, large spring	2393	62	
967	WASHER, steel 3/8" O.D. x 1/8" I.D.	2804 10904	116 60	10904	1037	STUD, film shoe	1038	80	1038
968	WASHER, steel 1/2" O.D. x 5/32" I.D.	2230 2404 2421 10900 10904	80 109 110 50 60		1038	SHOE, aperture film SUBASSEMBLY	2230 2899	80 119	
					1039	SPRING, aperture shoe	2230	80	
					1040	STUD, tension adjustment nut	1185	80	1185
					1041	SCREW, yoke retaining	2230	80	
					1042	STUD, tension yoke	1184	80	1184
					1043	STUD, film gate mounting	2420	110	2420
					1044	YOKE, film tension	1184	80	1184
					1045	NUT, tension adjustment	2230	80	

*Not Sold Separately, Purchase Part or Parts Indicated in N.S.S. Column.

SECTION XIV
NUMERICAL LIST OF PARTS

PART NUMBER	DESCRIPTION	PART OF	PAGE NUMBER	*N.S.S.	PART NUMBER	DESCRIPTION	PART OF	PAGE NUMBER	*N.S.S.
1046	STUD, yoke pivot	1185	80	1185	1169	SPACER, condenser	1010	52	
1047	SCREW, tension lock	2230	80		1170	RETAINER, wire ring	1010	52	
1049	ROLLER, small fire	10904 10926	60 106		1178	CASTING, magazine	10904	60	10904
1050	ROLLER, large fire	10904 10926	60 106		1182	HOUSING, condenser	1010	52	
1051	PLATE, small roller	10904 10926	60 106		1184	YOKE, tension, SUB-ASSEMBLY	2230	80	
1052	PLATE, large roller	10904 10926	60 106		1185	PLATE, flim gate mounting, SUB-ASSEMBLY	2230	80	
1053	CASTING, magazine fire roller	10904	60	10904	1190	NUT, hexagonal 6-32	2804 4180	116 116	
1054	GUARD, fire roller	10904	60	10904	1194	GLASS, door	10904	60	
1055	GUARD, case fire	10904	60	10904	1196	SPROCKET & bearing SUB-ASSEMBLY	2305	92	
1072	MOTOR, ventilating	1005	52		1215	MOUNT, pilot lamp socket	10910	66	
1075	ROD, lapping 7/16"	2899	119		1216	SOCKET, pilot lamp	10910	66	
1076	ROD, lapping 5/16"	2899	119		1221	RETAINER, door glass	10910 10915	64 68	
1077	ROD, lapping 1/4"	2899	119		1236	PLATE, stripper	2192 2220	75-77 78	
1078	BLOCK, v-support	2899	119		1243	ROLLER, sound adjustment	2394	106	
1092	BROACH, taper-pin	2899	119		1244	SHAFT, sound adjustment roller	2394	106	
1093	POWDER, bottle lapping	2899	119		1245	NUT, tension adjustment	2380 2394	104 106	
1094	BRUSH, cleaning 1/4"	2899	119		1246	NUT, lock	2380 2394	104 106	
1095	BRUSH, cleaning 5/16"	2899	119		1261	HINGE, door	10904	60	10904
1096	BRUSH, cleaning 7/16"	2899	119		1262	HINGE, case	10904	60	10904
1097	ADAPTOR, lens	2379	102		1263	PIN, hinge	10904	60	10904
1100	SPEAKER, loud, and case ASSEMBLY	Unit of Type D	118		1301	FLYWHEEL, motor	1602	56	
1105	SPRING, tension	2393	62		1304	SPROCKET, motor chain	1602	56	
1114	SCREW, knurled	1450	54		1307	BEARING, ball	2380	104	
1134	PLATE, mechanism drilled mounting	10686	110		1325	SHAFT, sprocket	2380	104	
1142	SLEEVE, housing	2379	102		1326	BLOCK, mounting	2380	104	
1143	RAIL, aperture film	2404	109		1328	WASHER, micarta	2380	104	
1146	BEARING, ball	2393	62		1329	LATCH, door	10904	60	
1149	GLASS, picture framing	2404	109		1330	PIN, door latch	10904	60	
1151	SOCKET, prefocus lamp	2170	72		1332	CAP, spring	2380	104	
1154	SPRING	2394	106		1333	SPRING, door latch	10904	60	
1167	INSULATOR, baffle plate	2404	109						

*Not Sold Separately, Purchase Part or Parts Indicated in N.S.S. Column.

SECTION XIV
NUMERICAL LIST OF PARTS

PART NUMBER	DESCRIPTION	PART OF	PAGE NUMBER	*N.S.S.
1336	NUT, tension lock	2393	62	
1337	SHAFT, feed	10504	62	10504
1339	HOUSING, ball bearing	2393	62	
1343	FLANGE, small spring	2393	62	
1346	NUT, tension adjustment	2393	62	
1348	SPRING, idler lock	2390 2390 3607	75-77 78 104	
1349	SCREW, retaining	2390 2390 3607	75-77 78 104	
1353	BRACKET, idler	2390 2390 3607	75-77 78 104	10931 10931 10931
1354	KNOB, idler	2390 2390 3607	75-77 78 104	
1355	NUT, idler lock	2390 2390 3607	75-77 78 104	
1356	ROD, idler lock	2390 2390 3607	75-77 78 104	
1357	SHAFT, idler roller	2390 2390 3607	75-77 78 104	10931 10931 10931
1358	ROLLER, inner idler	2390 2390 3607	75-77 78 104	
1359	ROLLER, outer idler	2390 2390 3607	75-77 78 104	
1368	BEARING, ball	2330	96	
1374	SCREW, focusing	10502	102	10502
1375	BUSHING, focusing screw	10502	102	10502
1376	KNOB, focusing	2379	102	
1377	SCREW, thumb	2379	102	
1379	FLANGE, bracket	2379	102	
1396	PLATE, baffle mounting	2404	109	
1398	PLATE, aperture baffle SUB ASSEMBLY	2404	109	
1419	BRACKET, sliding	2420	110	2420
1427	TUBE, knurled	2230	80	
1429	SHOE, upper film	2230 2899	80 119	
1431	SPRING, film shoe	2230	80	
1435	SHAFT, release	2421	110	2421

PART NUMBER	DESCRIPTION	PART OF	PAGE NUMBER	*N.S.S.
1448	BRACKET, film gate	2230	80	
1450	TAKEUP ASSEMBLY	2812	54	
1451	STUD, eccentric pivot	2421	110	
1456	SCREW, fillister head 1/4"-20 x 3/4"	10780	84	
1457	STUD, cam release	2421	110	2421
1458	ROLLER, chain idler	2193 2259	72 82	
1459	SCREW, fillister head 1/4"-20 x 1/2"	2380	104	
1462	COLLAR	1450	54	
1463	SHAFT, reel	10503	54	10503
1464	COVER, ball bearing	1450	54	
1466	WHEEL, friction plunger	1450	54	
1467	HOUSING, bearing	1450	54	
1468	CYLINDER, friction take-up	1450	54	
1469	SLEEVE, bearing	1450	54	
1471	STUD, sliding bracket	2420	110	2420
1472	ARM, release pivot	2421	110	
1490	BEARING, release shaft	2421	110	2421
1494	HANDLE, release	2421	110	2421
1495	CAM, release	2421	110	2421
1511	ROLLER, fixed idler	2390 2390 3607	75-77 78 104	
1515	STUD, film gate mounting	2420	110	2420
1516	SCREW, film gate lock	2230	80	
1521	WASHER, steel, 1/2" O.D. x 3/16" I.D.	1602 2350 10686	56 100 110	
1525	BEARING, ball	1450	54	
1532	KNOB, motor	1602	56	
1534	SPROCKET, takeup chain	1450	54	
1535	STUD, roller	46	49	
1537	KNOB	10904	60	10904
1544	GLASS, door	10910 10915	64 68	
1556	NUT, aperture roller adjustment	2404	109	
1593	STUD, film shoe	2230	80	

*Not Sold Separately, Purchase Part or Parts Indicated in N.S.S. Column.

SECTION XIV
NUMERICAL LIST OF PARTS

PART NUMBER	DESCRIPTION	PART OF	PAGE NUMBER	*N.S.S.	PART NUMBER	DESCRIPTION	PART OF	PAGE NUMBER	*N.S.S.
1600	GUARD, aperture fire	2404	109		2140	NUT, knurled cover	2313	94	
1601	LENS, Series I ASSEMBLY	2379	102		2141	STUD, cover mounting	2313	94	
1602	MOTOR, drive, ASSEMBLY	2812	56		2142	SPRING, plunger	10780	84	
1618	CEMENT, pint can film	2899	119		2143	PLUNGER, friction	10780	84	
1640	REWIND, 35mm 2000' bench	2899	119		2151	TIP, rawhide friction	1450	54	
1666	NUT, hexagon adjusting	2350	100	2190	2152	RING, intermittent	10780	84	
1740	BOX, tool and spare parts	2899	119		2153	HUB, shutter blade	2372	96	2372
1792	CORD and plug SUB-ASSEMBLY	44	70		2154	WASHER, steel	2372	96	2372
1809	SPLICER, 35mm.	2899	119		2170	SOCKET, projection lamp, ASSEMBLY	10900	72	
1851	HANDLE, speaker baffle	1100	118		2190	STUD, idler KIT ASSEMBLY	2350	100	
1852	HANDLE	4180	116		2191	SPROCKET, film sound	2220	78	
1853	CUSHION, case	1100 4180	118 116		2192	SPROCKET, feed, SUB-ASSEMBLY	2216	75-77	
1889	OIL, quart can intermittent	2899	119		2193	IDLER, sound driving chain, ASSEMBLY	2812	72	
1892	HANDLE, door, ASSEMBLY	10910 10915	64 68		2200	BAFFLE, lamp	10900	50	
1984	RIVET, 5/32"	2804	116		2201	SLIDE, lamphouse mounting	10925	74	
1985	RIVET, 3/16"	2804	116		2202	SUPPORT, lamp yoke	10900	50	
1988	SCREW, allen set 8-32 x 1/4"	2350 10793	100 84	2190	2204	COVER, lamphouse	10925	74	10925
2103	PLATE, photo-cell name	2804 10910	116 64	1-2103 2-760 1-2103 2-983	2209	ROD, screen	10925	74	2211
2104	PLATE, 110 volt name	10915	68	1-2104 2-983	2210	FAN, blower wheel	1005	52	
2105	PLATE, amplifier dial	2804	116		2212	SHAFT, feed sprocket	2192	75-77	10932
2106	PLATE, exciter and pilot name	10915	68	1-2106 2-983	2213	SPROCKET, feed-chain	2216	75-77	
2107	NUT, knurled mounting	10905	58		2214	HUB, feed chain sprocket	2224	75-77	2224
2108	SPRING, sound lens	10500	98		2215	SPROCKET, sound driving chain	2224	75-77	2224
2114	CHAIN, shutter driving, 56 link	2330	96		2216	SPROCKET, feed, ASSEMBLY	2812	75-77	
2121	CHAIN, feed and intermittent driving, 101-link	2216	75-77		2217	SPROCKET, film feed	2192	75-77	
2122	CHAIN, sound driving, 68-link	2220	78		2218	BEARING, feed sprocket	2192	75-77	10932
2123	CHAIN, take-up driving, 76-link	1450	54		2219	SHAFT, sound sprocket	2220	78	10933
2131	WEIGHT, shutter	2372	96	2372	2220	SPROCKET, sound, ASSEMBLY	2812	78	
2133	PIN, shutter blade keyway	2372	96	2372	2221	SPROCKET, take-up chain	2223	78	2223
2134	COVER, exciter lamp, SUB-ASSEMBLY	2340	98		2222	SPROCKET, sound chain	2223	78	2233

*Not Sold Separately, Purchase Part or Parts Indicated in N.S.S. Column.

SECTION XIV
NUMERICAL LIST OF PARTS

PART NUMBER	DESCRIPTION	PART OF	PAGE NUMBER	*N.S.S.	PART NUMBER	DESCRIPTION	PART OF	PAGE NUMBER	*N.S.S.
2223	SPROCKET, sound chain, SUB-ASSEMBLY	2220	78		2272	SCREW, framer gear	10780	84	
2224	SPROCKET, feed chain, SUB-ASSEMBLY	2192	75-77		2273	HOUSING, intermittent	10780	84	
2225	WASHER, steel 5/8" O.D. x 5/32" I.D.	2230	80		2274	HEAD, framer gear	10525	84	
2226	SPRING, sprocket shoe	2230	80		2275	GEAR, framer	10780	84	
2227	STUD, sprocket shoe	1185	80	1185	2276	COLLAR, framer shaft	10780	84	
2228	SHOE, intermittent sprocket	2230	80		2277	SHAFT, framer	10780	84	
2229	BRACKET, sprocket shoe	1185	80	1185	2278	GEAR, framer shaft	10780	84	
2230	GATE, film, ASSEMBLY	2812	80		2279	GEAR, segmental framer	10780	84	10796
2231	RIVET, sprocket shoe	1185	80	1185	2280	MOVEMENT, intermittent SUB-ASSEMBLY	10525 10525	84 88	
2232	PLATE, film gate mounting	1185	80	1185	2282	BEARING, chain idler	10780	84	
2233	SHOE, lower film	2230 2899	80 119		2283	COVER, rear exciter lamp	2340	98	
2234	SPACER, bracket	1185	80	1185	2284	BLOCK, idler mounting	2259	82	
2235	FLANGE, film shoe	1185	80	1185	2285	SHAFT, roller	2385	56	2385
2248	PLATE, silent aperture	2250	109	2250	2286	DRUM, sound	2361	92	2361
2249	PLATE, sound aperture	2252	109	2252	2287	FLYWHEEL, sound drum	2290	92	
2250	APERTURE, silent, ASSEMBLY	2404	109		2288	SHAFT, sound drum	2361	92	2361
2251	KNOB, aperture	2250 2252	109 109	2250 2252	2289	SCREW, flywheel	2290	92	
2252	APERTURE, sound, ASSEMBLY	2404	109		2290	FILTER, sound, ASSEMBLY	2812	92	
2253	MOUNT, lens	2379	102		2293	BEARING, ball	10507	92	
2254	BLOCK, idler mounting	2193	72		2297	RETAINER, clamp	2300	50	2300
2255	SCREW, shoulder	2193 2259	72 82		2298	BRACKET, clamp	2300	50	2300
2256	STUD	2258 2258	72 82	2258	2399	CLIP, metal	2367 10900	100 50	
2257	LEVER	2258 2258	72 82	2258	2300	CLAMP, lamp socket, SUB-ASSEMBLY	10900	50	
2258	LEVER SUB-ASSEMBLY	2193 2259	72 82		2301	MOUNT, lamphouse top	10925	74	10925
2259	IDLER, take-up driving chain ASSEMBLY	2812	82		2302	STUD, chain idler	2305	92	
2260	SPROCKET, intermittent chain	10533	90		2303	SPROCKET, chain idler	1196	92	1196
2266	PINION, segmental framer	10780	84	10796	2304	BEARING, ball	1196 2330	92 96	1196
2268	STUD, segmental framer gear	10780	84		2305	IDLER, feed and intermittent chain ASSEMBLY	2812	92	
2269	WASHER, framer chain idler	10780	84		2308	BRACKET, photo-cell	2313	94	
2270	STUD, framer gear	10780	84		2311	SOCKET, photo-cell with lock ring	2313	94	

*Not Sold Separately, Purchase Part or Parts Indicated in N.S.S. Column.

SECTION XIV
NUMERICAL LIST OF PARTS

PART NUMBER	DESCRIPTION	PART OF	PAGE NUMBER	* N. S. S.	PART NUMBER	DESCRIPTION	PART OF	PAGE NUMBER	* N. S. S.
2312	SHAFT, shutter	10505	96	10505	2349	ROLLER, stationary idler	2350	100	
2313	MOUNT, photo-cell ASSEMBLY	2812	94		2350	IDLER, floating film, ASSEMBLY	2812	100	
2314	BRACKET, adjustment roller	2385	56	2385	2351	ROLLER, floating idler	2350	100	
2315	BRACKET, shutter	2330	96		2356	KNOB, frame	10793	84	
2318	SHUTTER, fire	2330	96		2361	DRUM, sound, SUB-ASSEMBLY	10507	92	
2319	LEVER, fire shutter	2330	96		2362	TUBE, long oil	2367	100	2367
2322	SCREW, fire shutter lever	2330	96		2363	CUP, oil	2367	100	
2323	CAP, shutter housing	2330	96		2364	TUBE, short oil	2367	100	2367
2324	GEAR, shutter shaft	10505	96	10505	2365	MOUNT, oil cup	2367	100	2367
2325	GEAR, shutter drive	2330	96	10798	2366	BRACKET, speaker cable	1100	118	
2326	SHAFT, shutter drive	2330	96		2367	OILER ASSEMBLY	2812	100	
2327	SPROCKET, chain	10506	96	10506	2368	SCREW, shutter drive gear lock, left hand	2330	96	
2328	SPROCKET, mechanism chain	10506	96	10506	2370	PULLEY, adjustment	2371	56	
2329	GOVERNOR, fire shutter	2330	96		2371	ROLLER, shutter driving chain idler SUB-ASSEMBLY	1602	56	
2330	SHUTTER ASSEMBLY	2812	96		2372	BLADE, shutter, SUB-ASSEMBLY	2330	96	
2331	BLADE, film shutter	2372	96	2372	2375	SCREW, extension adjustment	2380	104	
2332	SCREW, fire shutter	2330	96		2379	MOUNT, lens, ASSEMBLY	2812	102	
2333	BRACKET, exciter lamp	10500	98		2380	SPROCKET, hold-back, ASSEMBLY	2812	104	
2334	NUT, sound lens	10500	98		2381	BEARING, sound sprocket	2220	78	10933
2335	COVER, exciter lamp	2134	98		2385	BRACKET, roller, SUB-ASSEMBLY	2371	56	
2336	RUBY, glass	2134	98		2390	IDLER, sprocket, SUB-ASSEMBLY	2192 2220	75-77 78	
2337	SPRING, lamp socket	10501	98	10501	2393	SHAFT, feed, SUB-ASSEMBLY	10905 10905	58 62	
2338	PIN, lamp socket	10501	98	10501	2394	ROLLER, sound adjustment, ASSEMBLY	2812	106	
2339	SPRING, pin	10501	98	10501	2404	PLATE, aperture, ASSEMBLY	2812	109	
2340	LAMP, exciter, KIT ASSEMBLY	2812	98		2405	LUG, solder	1072 2170 10915	52 72 70	
2341	WASHER, fiber	10501	98	10501	2416	SCREW, bristo-set 5/40 x 1/8"	2404 10500	109 98	
2342	SHELL, socket	10501	98	10501	2420	MOUNTING, film gate, ASSEMBLY	2812	110	
2343	BRACKET, idler	2350	100						
2344	SPRING, idler	2350	100						
2345	SHAFT, floating idler	2350	100						
2346	STUD, idler	2350	100	2190					

*Not Sold Separately, Purchase Part or Parts Indicated in N.S.S. Column.

SECTION XIV
NUMERICAL LIST OF PARTS

PART NUMBER	DESCRIPTION	PART OF	PAGE NUMBER	*N.S.S.	PART NUMBER	DESCRIPTION	PART OF	PAGE NUMBER	*N.S.S.
2421	RELEASE, film gate, ASSEMBLY	2812	110		2899	PARTS, spare, and box ASSEMBLY	Unit of Type D	119	
2429	ADAPTOR, take-up	10915	68		3077	CABLE, 5 ft.	3091	94	3091
2430	SCREW, special shoulder fire guard	10910	64		3083	SCREW, contact	4599	114	
2438	SUPPORT, shutter blade	2372	96	2372	3084	BUSHING, front threaded fiber	4599	114	
2459	CABLE, photo-cell, rubber covered	2313	94		3085	BUSHING, rear plain fiber	4599	114	
2460	CABLE, 18" shielded	2804	114		3091	CABLE, projector & amplifier sound, SUB-ASSEMBLY	2313	94	
2607	SHIELD, threading lamp wire flexible	10910	66		3092	SHELL, socket	4599	114	
2609	SHIELD, framing lamp wire flexible	10910	66		3093	BUSHING, socket	4599	114	
2620	WIRE, black solid push back	2804	116		3121	STUD, fire shutter lifting	2330	96	
2621	WIRE, yellow solid push back	2804	116		3132	WASHER, steel 5/8" O.D. x 5/16" I.D.	10904	60	10904
2622	WIRE, yellow No. 20 stranded hookup	2804	116		3141	PLUG, male single contact SUB-ASSEMBLY	3091	94	3091
2623	WIRE, black No. 20 stranded hookup	2804	116		3142	CLAMP, P. E. cable wire	2313	94	
2624	WIRE, blue No. 20 stranded hookup	2804	116		3143	CLAMP, shield ground	2313	94	
2625	WIRE, brown No. 20 stranded hookup	2804	116		3331	SHOE, aperture film	1038	80	1038
2626	WIRE, green No. 20 stranded hookup	2804	116		3335	SCREW, side tension adjustment	2404	109	
2627	WIRE, maroon No. 20 stranded hookup	2804	116		3338	ROLLER, plain side tension	2404	109	
2628	WIRE, orange No. 20 stranded hookup	2804	116		3339	ROLLER, tapped side tension	2404	109	
2629	WIRE, red No. 20 stranded hookup	2804	116		3340	SHAFT, side tension roller	2404	109	
2630	WIRE, yellow and black tracer stranded hookup	2804	116		3345	SPRING, side tension roller	2404 2899	109 119	
2680	CORD, 10' of No. 2689	1792	70		3370	WIRE, pilot lamp 76"	10910	66	
2681	CORD, 100' of No. 2689	3806	118		3371	WIRE, framing lamp 64"	10910	66	
2691	CORD, 25' rubber covered projector	44	70		3372	WIRE, 14 gauge No. 200 4 ft.	10915	70	
2692	WIRE, shielded grid	2804	116		3373	WIRE, 16 gauge No. 201 8 ft.	10915	70	
2705	WIRE, spaghetti No. 9 flexible varnished tubing	2804	116		3607	IDLER, holdback sprocket, SUB-ASSEMBLY	2380	104	
2804	AMPLIFIER ASSEMBLY	Unit of Type D	112 114 116		3713	ROD, film gate slide	2404	109	
2812	PROJECTOR, 35 mm., Semi Portable	Unit of Type D	6		3761	CHASSIS, amplifier	2804	116	
					3765	BAFFLE, 3 tube heat	2804	116	
					3766	STUD, knob guard	2804	116	
					3768	GUARD, knob SUB-ASSEMBLY	2804	116	

*Not Sold Separately, Purchase Part or Parts Indicated in N.S.S. Column.

SECTION XIV
NUMERICAL LIST OF PARTS

PART NUMBER	DESCRIPTION	PART OF	PAGE NUMBER	*N.S.S.	PART NUMBER	DESCRIPTION	PART OF	PAGE NUMBER	*N.S.S.
3774	PANEL, amplifier front	2804	116		3935	RECEPTACLE, pilot lamp	2804	114	
3775	CASE, amplifier chassis	4180	116		3937	RECEPTACLE, male twist lock power	2804	114	
3806	CORD & plug SUB-ASSEMBLY	1100	118		3940	PLUG, female twist lock amplifier	1792	70	
3814	CONDENSER, 19-19 mfd. 575 volt	10526	112		3964	RECEPTACLE, fuse	2804	114	
3815	CONTROL, 9 megohm bass	10529	112		3981	TRANSFORMER, output	2804	114	
3816	CONTROL, 50,000 ohm treble	10529	112		4016	RESISTOR, 10,000 ohm 1 watt	10527	112	
3817	RESISTOR, 1000 ohm, 25 watt	10527	112		4024	RESISTOR, 1.5 megohm 1/2 watt	4271	112	
3818	RESISTOR, 200 ohm, 50 watt variable	10527	112		4026	RESISTOR, 20,000 ohm 1 watt	10527	112	
3819	RESISTOR, 2500 ohm, 50 watt	10527	112		4029	RESISTOR, 2500 ohm 1/2 watt	4271	112	
3821	TRANSFORMER, power	2804	114		4031	SOCKET, 6 J 7 tube	2804	114	
3823	CHOKE	2804	114		4053	CONDENSER, .005 mfd. 600 volt	4271	112	
3824	TRANSFORMER, input	2804	114		4081	RECEPTACLE, 4 pin speaker	2804	114	
3826	CONDENSER, .002 mfd. 600 volt	1005	52		4082	PLUG, male 4 pin	3806	118	
3827	CONTROL, 250,000 ohm volume	10529	112		4085	FUSE, 3 ampere	2804	114	
3831	GROMMET, 5/16" O.D. x 5/32" I.D.	2804	116		4086	CLIP, fuse	2804	116	
3836	CONDENSER, .01 mfd. 600 volt	4271	112		4096	CLIP, tube-grid	2804	114	
3841	STRIP, 5 contact terminal	2804	114		4121	SOCKET, 6 N 7 tube	2804	114	
3842	STRIP, 8 contact terminal	2804	114		4124	SCREEN, speaker	1100	118	
3847	RESISTOR, 1000 ohm 1/2 watt	4271	112		4126	CONDENSER, .02 mfd. 400 volt	4271	112	
3851	RESISTOR, 75,000 ohm 1/2 watt	10527	112		4133	EYELET, contact	4489	112	4489
3854	FERRULE, flexible shield	10910	66				10501	98	10501
3855	STRIP, 6 contact terminal	10915	70		4138	PLATE, microphone input name	2804	116	
3859	CONDENSER, .00025 mfd.	10526	112		4139	PLATE, phonograph input name	2804	116	
3860	CASE, Speaker with hardware	1100	118		4152	PLUG, 2 prong male, power	44	70	
3861	CONDENSER, .1 mfd. 600 volt	4271	112		4157	CONDENSER, 10 mfd. 25 volt	4271	112	
3862	CONDENSER, .05 mfd. 600 volt	4271	112		4159	SPEAKER,	1100	118	
3863	CONDENSER, 10-10-10 mfd. 450 volt	10526	112		4175	CLEAT, fiber	2313	94	
3882	SOCKET, 6 L 6 tube	2804	114				2340	98	
3899	CONE & voice coil ASSEMBLY	1100 2899	118 119				2804	116	
3900	GROMMET, 1/4" O.D. x 1/8" I.D.	2804	116		4180	CASE, amplifier chassis, ASSEMBLY	10915	70	
3914	KNOB, red control	2804	116				2804	116	
					4184	SOCKET, 6SF5 tube	2804	114	
					4186	TRANSFORMER, exciter lamp	10915	70	
					4197	RESISTOR, 500,000 ohm 1/2 watt	4271	112	
							10527	112	

*Not Sold Separately, Purchase Part or Parts Indicated in N.S.S. Column.

SECTION XIV
NUMERICAL LIST OF PARTS

PART NUMBER	DESCRIPTION	PART OF	PAGE NUMBER	*N.S.S.	PART NUMBER	DESCRIPTION	PART OF	PAGE NUMBER	*N.S.S.
4198	RESISTOR, 100,000 ohm 1/2 watt	4271	112		5222	SCREW, binder head 5-40 x 3/16"	2330 2350 2390 2390 3607 10780	96 100 75-77 78 104 84	
4199	WASHER, steel 3/8" O.D. x 3/8" I.D.	2804 10780	116 84		5225	KEY, feed shaft	10503 10504	54 62	10503 10504
4200	NUT, 3/8" hexagon	2804	116		5233	PLATE, DeVry name	10904	60	1-5233 2-978
4205	RESISTOR, 250,000 ohm 1/2 watt	4271 10527	112 112		5669	WASHER, steel 3/8" O.D. x 1/4" I.D.	10904	60	10904
4240	PLATE, motor & lamp switch name	10915	68	1-4240 4-983	5712	SCREW, 8-32 steel thumb	2804	116	
4266	CAP, tube shielding	2804	114		5820	REEL, spring steel 35 mm. 2000'	1450	54	
4271	STRIP, resistor, ASSEMBLY	2804	112		6260	LENS, 4" series I, projection	2379	102	
4280	RECEPTACLE, male 4 pin projector sound	2313	94		7021	BRACKET, motor	1005	52	
4281	PLUG, female 4 conductor	3091	94	3091	7076	SCREW, knurled tube	2230	80	
4299	SOCKET, 5 U 4 G tube	2804	114		7103	LOCK, reel	1450 2393	54 62	
4301	TUBE, 6 J 7 amplifier	2899 10528	119 112		7104	PLUNGER, reel lock	1450 2393	54 62	
4310	TUBE, 5U4G amplifier	2899 10528	119 112		7105	SPRING, reel lock	1450 2393	54 62	
4314	TUBE, 6N7G amplifier	2899 10528	119 112		7106	PIN, reel lock	1450 2393	54 62	
4327	TUBE, 6L6G amplifier	2899 10528	119 112		7124	CUP, oil	2393	62	
4362	TUBE, 6SF5 amplifier	2899 10528	119 112		7226	LUG, solder	4599	114	
4410	LENS, sound	10500	98		7262	BRUSH, ventilating motor	1005 2899	52 119	
4453	CELL, photo-electric CE 25	2899 2313	119 94		8115	WASHER, steel 1/2" O.D. x 9/32" I.D.	1685	64	
4489	STRIP, resistor, SUB-ASSEMBLY	4271	112		8229	PIN, dowel	2372	96	2372
4519	SWITCH, threading or exciter lamp	2804 10915	114 70		8507	WINDOW, red glass	1685	64	
4523	COVER, speaker-cable terminal	1100	118		8544	SCREW, lamp socket clamp	10900	50	
4526	SHIELD, sound input receptacle	2804	116		8607	SCREW, panel thumb 8/32 x 1/2"	2804	116	
4542	STRIP, resistor	4489	112	4489	8737	WASHER, tension	10780	82	
4551	GROMMET, rubber 1/2" O.D. x 3/8" I.D.	2804	116		9056	SOCKET, framing lamp	10910	66	
4569	JACK, microphone-turntable input	2804	114		9057	SWITCH, lamp or motor	10915	70	
4599	RECEPTACLE, sound input	2804	114		9156	WASHER, fiber 3/4" O.D. x 5/16" I.D.	2393	62	
5133	WASHER, steel 9/16" O.D. x 7/64" I.D.	2330 2379	96 102		10051	SLEEVE, sound lens	10500	98	
5153	WASHER, fiber 5/8" O.D. x 3/8" I.D.	2192 2220	75-77 78		10053	SPRING, sound lens	10500	98	
5183	STUD, idler	2390 2390 3607	75-77 78 104		10055	PIN, guide	10500	98	
5220	SCREW, binder head 8-32 x 5/16"	2193 2230 2259 2305 2371 2404 2421 10780	72 80 82 92 56 109 110 84		10104	SCREW, knurled cover	2134	98	

*Not Sold Separately, Purchase Part or Parts Indicated in N.S.S. Column.

**SECTION XIV
NUMERICAL LIST OF PARTS**

PART NUMBER	DESCRIPTION	PART OF	PAGE NUMBER	*N.S.S.	PART NUMBER	DESCRIPTION	PART OF	PAGE NUMBER	*N.S.S.
10119	MOUNT, filter bearing	10507	92		10537	ARM, intermittent and cover SUB-ASSEMBLY	2280	88	
10500	MOUNT, exciter lamp and sound lens, SUB-ASSEMBLY	2340	98		2280		2280	90	
10501	SOCKET, exciter lamp, KIT-ASSEMBLY	10500	98		10538	SCREW, binder head 8-32 x 9/16"	2280	88	
10502	SCREW, focusing, SUB-ASSEMBLY	2379	102		10539	SCREW, fillister head 8-32 x 1/2"	2280	88	
10503	SHAFT, take-up reel, SUB-ASSEMBLY	1450	54		10540	CLAMP, retaining	2280	88	
10504	COLLAR, feed-shaft, SUB-ASSEMBLY	2393	62		10541	COVER, case and bearing arm	10537	90	
10505	SHAFT, shutter gear, SUB-ASSEMBLY	2330	96	10798	10542	BEARING, inner star	10537	90	
10506	SPROCKET, mechanism chain, SUB-ASSEMBLY	2330	96		10543	BEARING, outer star	10537	90	
10507	FILTER, sound, SUB-ASSEMBLY	2290	92		10544	GASKET, oil glass	10537	90	
10515	SCREW, binder head 10-32 x 3/8"	10910	64		10545	GLASS, oil	10537	90	
		10915	68		10546	NUT, oil glass	10537	90	
10516	SCREW, oval head 10-32 x 1 1/8"	10910	64		10547	PIN, pivot	10530	88	10797
10517	BUMPER, rubber	10915	68		10548	SCREW, fillister head 3-48 x 3/16"	10530	88	
10523	SCREW, binder head 8-32 x 3/8"	10910	64		10549	SCREW, fillister head 3-48 x 3/16"	10537	90	
		10915	68		10550	STRIPPER, film	10537	90	
10525	MOVEMENT, intermittent and framer head SUB-ASSEMBLY	10793	84		10551	BEARING, flywheel shaft	10530	88	
10526	CONDENSER KIT-ASSEMBLY	2804	112		10552	BEARING, cam shaft	10530	88	
10527	RESISTOR KIT-ASSEMBLY	2804	112		10553	CUP, oil	10530	88	10797
10528	TUBE KIT-ASSEMBLY	2804	112		10554	CASE, intermittent	10530	88	10797
10529	POTENTIOMETER KIT-ASSEMBLY	2804	112		10555	DEFLECTOR, oil	10530	88	
10530	CASE, intermittent SUB-ASSEMBLY	2280	88		10556	GASKET, oil	10530	88	
10531	STAR and sprocket SUB-ASSEMBLY	2280	88		10557	GEAR, flywheel shaft	10779	90	10779
10532	SHAFT, flywheel and gear SUB-ASSEMBLY	2280	88	10779	10558	SHAFT, flywheel	10779	90	10779
		2280	90	10779	10559	FLYWHEEL	10533	90	
10533	FLYWHEEL and sprocket SUB-ASSEMBLY	2280	88		10560	WASHER, oil retaining	10533	90	
		2280	90		10561	NUT, lock	10534	90	10534
10534	NUT, flywheel lock, SUB-ASSEMBLY	2280	88		10562	SCREW, lock nut	10534	90	
		2280	90		10563	KEY, flywheel lock	10534	90	10534
10535	BEARING, oil cup, SUB-ASSEMBLY	10537	90		10564	BUSHING, cam pin	10779	90	10779
10536	CAM, intermittent, SUB-ASSEMBLY	2280	88	10779	10565	CAM, intermittent	10779	90	10779
		2280	90	10779	10566	GEAR, cam	10779	90	10779

*Not Sold Separately, Purchase Part or Parts Indicated in N.S.S. Column.

**SECTION XIV
NUMERICAL LIST OF PARTS**

PART NUMBER	DESCRIPTION	PART OF	PAGE NUMBER	*N.S.S.	PART NUMBER	DESCRIPTION	PART OF	PAGE NUMBER	*N.S.S.
10567	NUT, cam lock	10779	90	10779	10795	HOUSING, intermittent SUB-ASSEMBLY	10780	84	
10568	PIN, cam	10779	90	10779	10796	GEAR, segmental framing SUB-ASSEMBLY	10780	84	
10569	SCREW, set 10-32 x 3/16"	10799	90		10797	CASE, intermittent UNIT ASSEMBLY	2280	88	
10570	COLLAR, star shaft	10531	88		10798	GEAR, shutter KIT ASSEMBLY	2330	96	
10571	PIN, intermittent sprocket	10531	88		10801	SCREW, button head, 8-32 x 1/4"	2804	116	
10572	SCREW, collar set	10531	88		10802	BOLT, round head, 2 1/2"	2804	116	
10573	STAR and shaft	10531	88		10803	NUT, elastic stop, 10-24	2804	116	
10575	BEARING, oil cup ball	10535	90	10535 10541	10804	WASHER, resistor centering	2804	116	
10576	CUP, oil	10535	90	10535 10541	10900	REFLECTOR ASSEMBLY	2812	50	
10577	SPRING, oil cup	10535	90	10535 10541	10901	FRAME, condenser	10900	50	
10620	LEAD, wire 26 1/2"	10501	98		10902	RING, reflector	10900	50	
10621	WIRE AND lugs, lamp socket	2170	72		10903	BRACKET, door latch	10904	60	
10686	PLATE, mechanism, KIT-ASSEMBLY	2812	110		10904	MAGAZINE, feed, SUB-ASSEMBLY	10905 10905	58 60	
10701	CASTING, aperture	2404	109		10905	MAGAZINE, feed, ASSEMBLY	2812	58	
10733	PLATE, #1, inner baffle	2404	109	1398	10906	CATCH, door latch	10904	60	
10734	PLATE, #2, center baffle	2404	109	1398	10907	DOOR, front	10910	64	
10735	PLATE, #3, outer baffle	2404	109	1398	10908	DOOR, rear	10910	64	
10779	GEAR-CAM, flywheel-intermittent KIT ASSEMBLY	2280	88		10909	CASE, upper	10910	64	
10780	FRAMER SUB-ASSEMBLY	10793	84		10910	CASE, upper ASSEMBLY	2812	64	
10781	BRACKET, sliding chain idler	10780	84		10911	DOOR, stationary	10910	64	
10782	PLATE, gear rack mounting	10780	84		10912	GUARD, bottom fire	10910	64	
10783	BAR, chain idler slide	10780	84		10913	GUARD, top fire	10910	64	
10784	SLIDE, chain idler	10780	84		10914	CASE, magazine	10915	68	
10785	STUD, chain idler bearing	10780	84		10915	CASE, lower, ASSEMBLY	2812 2812	68 68	
10786	SUPPORT, framer gear rack shaft	10780	84		10916	DOOR, front	10915	68	
10793	MOVEMENT, intermittent framer ASSEMBLY	2812	84		10917	DOOR, rear	10915	68	
10794	MOTOR, 3450 R.P.M. 115 volt 60 cycle 1/8 h.p.	1602	56		10918	HANDLE, case, ASSEMBLY	10915	68	
					10919	BRACKET, tilting, ASSEMBLY	10915	68	

*Not Sold Separately, Purchase Part or Parts Indicated in N.S.S. Column.

SECTION XIV
 NUMERICAL LIST OF PARTS

PART NUMBER	DESCRIPTION	PART OF	PAGE NUMBER	*N.S.S.	PART NUMBER	DESCRIPTION	PART OF	PAGE NUMBER	*N.S.S.
10920	BRACKET, tilting	10919	68		10927	CASTING, lower fire roller	10926	106	
10921	COVER, metal	10915	70		10929	COVER, photo-cell	2313	94	
10923	BASE, lamphouse	10925	74		10931	BRACKET, sprocket idler KIT ASSEMBLY	2216 2380	75-77 104	
10924	TOP, lamphouse	10925	74		10932	SHAFT-BEARING, feed sprocket KIT ASSEMBLY	2216	75-77	
10925	COVER, lamphouse ASSEMBLY	2812	74		10933	SHAFT-BEARING, sound sprocket KIT ASSEMBLY	2220	78	
10926	VALVE, lower fire, ASSEMBLY	2812	106		10934	PLATE, DeVry data name	10910 4180	64 116	1-3952 2-983

*Not Sold Separately, Purchase Part or Parts Indicated in N.S.S. Column.

SECTION XV

ALPHABETICAL LIST OF PARTS

DESCRIPTION	PART NUMBER	PART OF	PAGE NUMBER	* N. S. S.	DESCRIPTION	PART NUMBER	PART OF	PAGE NUMBER	* N. S. S.
ADAPTOR, lens	1097	2379	102		BEARING, release shaft	1490	2421	110	2421
ADAPTOR, takeup	2429	10915	68		BEARING, sound sprocket	2381	2220	78	10933
AMPLIFIER, ASSEMBLY	2804	Unit of Type D	112 114 116		BEARING & sprocket SUB-ASSEMBLY	1196	2305	92	
APERTURE, silent, ASSEMBLY	2250	2404	109		BLADE, film shutter	2331	2372	96	2372
APERTURE, sound ASSEMBLY	2252	2404	109		BLADE, shutter SUB-ASSEMBLY	2372	2330	96	
ARM, intermittent, & cover SUB-ASSEMBLY	10537	2280	88 90		BLOCK, idler mounting	2254	2193	72	
ARM, release pivot	1472	2421	110		BLOCK, idler mounting	2284	2259	82	
BAFFLE, heat, three tube	3765	2804	116		BLOCK, mounting	1326	2380	104	
BAFFLE, lamp	2200	10900	50		BLOCK, tilting bracket slide	89	10915	68	
BAR, slide, chain idler	10783	10780	84		BLOCK, v-support	1078	2899	119	
BASE, lamphouse	10923	10925	74		BOLT, hexagon head 5/16-18 x 1 1/4"	890	10910	64	
BEARING, ball	2304	1196 2330	92 96	1196	BOLT, hexagonal head, 1/4"-20 x 1 1/8"	899	1602	56	
BEARING, ball	1525	1450	54		BOLT, round head 4 1/2" with 10-24 square nut	893	2804	116	
BEARING, ball	1368	2330	96		BOLT, round head, 2 1/2"	10802	2804	116	
BEARING, ball	1307	2380	104		BOX, & spare parts ASSEMBLY	2899	Unit of Type D	119	
BEARING, ball	1146	2393	62		BOX, spare parts & tool	1740	2899	119	
BEARING, ball	2293	10507	92		BRACKET, adjustment roller	2314	2385	56	2385
BEARING, ball	1525	1450	54		BRACKET, chain idler sliding	10781	10780	84	
BEARING, ball, oil cup	10575	10535	90	10535 10541	BRACKET, clamp	2298	2300	50	2300
BEARING, cam shaft	10552	10530	88		BRACKET, door latch	10903	10904	60	
BEARING, chain idler	2282	10780	84		BRACKET, exciter lamp	2333	10500	98	
BEARING, feed sprocket	2218	2192	75-77	10932	BRACKET, film gate	1448	2230	80	
BEARING, flywheel shaft	10551	10530	88		BRACKET, idler	2343	2350	100	
BEARING, inner star	10542	10537	90		BRACKET, idler	1353	2390	75-77	10931
BEARING, oil cup, SUB-ASSEMBLY	10535	10537	90		BRACKET, motor	7021	1005	52	
BEARING, outer star	10543	10537	90		BRACKET, photo cell	2308	2313	94	

*Not Sold Separately, Purchase Part or Parts Indicated in N.S.S. Column.

SECTION XV
ALPHABETICAL LIST OF PARTS

DESCRIPTION	PART NUMBER	PART OF	PAGE NUMBER	* N. S. S.	DESCRIPTION	PART NUMBER	PART OF	PAGE NUMBER	* N. S. S.
BRACKET, roller, SUB-ASSEMBLY	2385	2371	56		CASE, amplifier chassis	3849	4180	116	
BRACKET, speaker cable	2366	1100	118		CASE, amplifier chassis ASSEMBLY	4180	2804	116	
BRACKET, sprocket idler KIT-ASSEMBLY	10931	2216 2380	75-77 104		CASE, intermittent	10554	10530	88	10797
BRACKET, sprocket shoe	2229	1185	80	1185	CASE, Intermittent, SUB-ASSEMBLY	10530	2280	88	
BRACKET, shutter	2315	2330	96		CASE, intermittent UNIT-ASSEMBLY	10797	2280	88	
BRACKET, sliding	1419	2420	110	2420	CASE, and loud speaker ASSEMBLY	1100	Unit of Type D	118	
BRACKET, tilting	10902	10919	68	10508	CASE, lower, ASSEMBLY	10910	2812	68 70	
BRACKET, tilting, ASSEMBLY	10919	10915	68		CASE, magazine	1022	10904	60	10904
BROACH, taper pin	1092	2899	119		CASE, magazine	10914	10915	68	10915
BRUSH, cleaning 1/4"	1094	2899	119		CASE, speaker, with hardware	3860	1100	118	
BRUSH, cleaning 5/16"	1095	2899	119		CASE, upper	10909	10910	64	10910
BRUSH, cleaning 7/16"	1096	2899	119		CASE, upper, ASSEMBLY	10915	2812	64	
BRUSH, ventilating motor	7262	1005 2899	52 119		CASTING, aperture	10701	2404	109	
BUMPER, rubber,	10517	10910 10915	64 68		CASTING, lower fire roller	10927	10926	106	
BUSHING, cam pin	10564	10779	90	10779	CASTING, magazine	1178	10904	60	10904
BUSHING, focusing screw	1375	10502	102	10502	CASTING, magazine fire roller	1053	10904	60	
BUSHING, plain fiber, rear	3085	4599	114		CATCH, door latch	10906	10904	60	
BUSHING, socket	3093	4599	114		CELL, photo-electric, ce-25	4453	2313 2899	94 119	
BUSHING, threaded fiber, front	3084	4599	114		CEMENT, film, pint can	1618	2899	119	
CABLE, five foot	3077	3091	94	3091	CHAIN, feed intermittent driving, 101 link	2121	2216	75-77	
CABLE, eighteen inch, shielded	2460	2804	114		CHAIN, shutter driving, 56 link	2114	2330	96	
CABLE, photo cell, rubber covered	2459	2313	94		CHAIN, sound driving, 68 link	2122	2220	78	
CABLE, sound, projector-amplifier SUB-ASSEMBLY	3091	2313	94		CHAIN, takeup driving, 76 link	2123	1450	54	
CAM, intermittent	10565	10779	90	10779	CHASSIS, amplifier	3761	2804	116	
CAM, intermittent SUB-ASSEMBLY	10536	2280	88 90	10779 10779	CHOKE	3823	2804	114	
CAM, release	1495	2421	110	2421	CLAMP, lamp socket SUB-ASSEMBLY	2300	10900	50	
CAP, shutter housing	2323	2330	96		CLAMP, P. E. cable wire	3142	2313	94	
CAP, spring	1332	2380	104						
CAP, tube shielding	4266	2804	114						

*Not Sold Separately, Purchase Part or Parts Indicated in N.S.S. Column.

SECTION XV
ALPHABETICAL LIST OF PARTS

DESCRIPTION	PART NUMBER	PART OF	PAGE NUMBER	*N.S.S.	DESCRIPTION	PART NUMBER	PART OF	PAGE NUMBER	*N.S.S.
CLAMP, retaining	10540	2280	88		CONTROL, bass, 9 megohm	3815	10529	112	
CLAMP, shield ground	3143	2313	94		CONTROL, treble, 50,000 ohm	3816	10529	112	
CLEAT, double steel	110	10910	66		CONTROL, volume, 250,000 ohm	3827	10529	112	
CLEAT, fiber	4175	2313	94		CORD, 10' of #2689	2680	1792	70	
		2340	98		CORD, 100' of #2689	2681	3806	118	
		10915	70		CORD, and plug SUB-ASSEMBLY	1792	44	70	
CLEAT, single steel	108	10910	66		CORD, and plug SUB-ASSEMBLY	3806	1100	118	
CLIP, fuse	4086	2804	116		CORD, power, projector amplifier ASSEMBLY	44	10915	70	
CLIP, metal	2299	2367	100		CORD, projector, 25'	2691	44	70	
		10900	50		COVER, ball bearing	1464	1450	54	
CLIP, tube grid	4096	2804	114		COVER, case, and bearing	10541	10537	90	10535 10541
COIL, voice and cone ASSEMBLY	3899	1100	118		COVER, exciter lamp	2335	2134	98	
		2899	119		COVER, exciter lamp rear	2283	2340	98	
COLLAR	1462	1450	54		COVER, exciter lamp SUB-ASSEMBLY	2134	2340	98	
COLLAR, feed SUB-ASSEMBLY	10504	2393	62		COVER, AND intermittent arm SUB-ASSEMBLY	10537	2280	88 90	
COLLAR, framer shaft	2276	10780	84		COVER, lamphouse	2204	10925	74	10925
COLLAR, reel shaft	92	10504	62	10504	COVER, lamphouse ASSEMBLY	10925	2812	74	
COLLAR, star shaft	10570	10531	88		COVER, metal	10921	10915	70	
CONDENSER, ASSEMBLY	1010	2812	52		COVER, photo cell	10929	2313	94	
CONDENSER, .00025 mfd	3859	10526	112		COVER, speaker cable terminal	4523	1100	118	
CONDENSER, .002 mfd, 600 volt	3826	1005	52		CUP, oil	2363	2367	100	
CONDENSER, .005 mfd, 600 volt	4053	4271	112		CUP, oil	7124	2393	62	
CONDENSER, .01 mfd, 600 volt	3836	4271	112		CUP, oil	10553	10530	88	10797
CONDENSER, .02 mfd, 400 volt	4126	4271	112		CUP, oil	10576	10535	90	10535 10541
CONDENSER, .05 mfd, 600 volt	3862	4271	112		CUSHION, case	1853	1100 4180	118 116	
CONDENSER, .1 mfd, 600 volt	3861	4271	112		CYLINDER, friction takeup	1468	1450	54	
CONDENSER, 10-10-10 mfd, 450 volt	3863	10526	112		DEFLECTOR, oil	10555	10530	88	
CONDENSER, 10 mfd, 25 volt	4157	4271	112		DOOR, front	10907	10910	64	10910
CONDENSER, 19-19 mfd, 575 volt	3814	10526	112		DOOR, front	10916	10915	68	10915
CONDENSER, KIT ASSEMBLY	10526	2804	112						
CONDENSER, plain	587	1010	52						
		2899	119						
CONDENSER, prismatic	499	1010	52						
		2899	119						
CONE and voice coil ASSEMBLY	3899	1100	118						
		2899	119						

*Not Sold Separately, Purchase Part or Parts Indicated in N.S.S. Column.

SECTION XV
ALPHABETICAL LIST OF PARTS

DESCRIPTION	PART NUMBER	PART OF	PAGE NUMBER	*N.S.S.	DESCRIPTION	PART NUMBER	PART OF	PAGE NUMBER	*N.S.S.
DOOR, magazine	1023	10904	60	10904	GEAR & flywheel shaft SUB-ASSEMBLY	10779	2280	88	
DOOR, rear	10908	10910	64			2280		90	
DOOR, rear	10917	10915	68		GEAR, framer	2275	10780	84	
DOOR, stationary	10911	10910	64		GEAR, framer shaft	2278	10780	84	
DRUM, sound	2286	2361	92	2361	GEAR, segmental framer	2279	10780	84	699 2266 2279
DRUM, sound, SUB-ASSEMBLY	2361	10507	92		GEAR, segmental framing SUB-ASSEMBLY	10796	10780	84	
EYELET, contact	4133	4489 10501	112 98	4489 10501	GEAR, shutter drive	2325	2330	96	10798
FAN, blower-wheel	2210	1005	52		GEAR, shutter KIT-ASSEMBLY	10798	2330	75-77	
FERRULE, flexible shield	3854	10910	66		GEAR, shutter shaft	2324	10505	96	10505
FILTER, sound, ASSEMBLY	2290	2812	92		GEAR, shutter shaft, SUB-ASSEMBLY	10505	2330	96	10798
FILTER, sound, SUB-ASSEMBLY	10507	2290	92		GEAR-CAM, flywheel-intermittent KIT ASSEMBLY	10779	2280	88	
FLANGE, bracket	1379	2379	102		GLASS, door	1544	10910 10915	64 68	
FLANGE, film gate	570	1038	80	1038	GLASS, door	1194	10904	60	
FLANGE, film shoe	2235	1185	80	1185	GLASS, picture framing	1149	2404	109	
FLANGE, large spring	1033	2393	62		GLASS, oil	10545	10537	90	
FLANGE, small spring	1343	2393	62		GOVERNOR, fire shutter	2329	2330	96	
FLYWHEEL	10559	10533	90		GROMMET, rubber, 1/4" O.D. x 1/8" I.D.	3900	2804	116	
FLYWHEEL, motor	1301	1602	56		GROMMET, rubber, 5/16" O.D. x 5/32" I.D.	3831	2804	116	
FLYWHEEL, sound drum	2287	2290	92		GROMMET, rubber, 7/16" O.D. x 1/4" I.D.	641	1100 2340 2804	118 98 116	
FLYWHEEL, & sprocket, SUB-ASSEMBLY	10533	2280 2280	88 90		GROMMET, rubber, 1/2" O.D. x 3/8" I.D.	4551	2804	116	
FRAME, condenser	10901	10900	50		GUARD, aperture fire	1600	2404	109	
FRAME, magazine glass	102	10904	60	10904	GUARD, bottom fire	10912	10910	64	
FRAMER, SUB-ASSEMBLY	10780	10793	84		GUARD, case fire	1055	10904	60	10904
FUSE, 3 ampere	4085	2804	114		GUARD, fire roller	1054	10904	60	10904
GASKET, oil	10556	10530	88		GUARD, knob SUB-ASSEMBLY	3768	2804	116	
GASKET, oil glass	10544	10537	90		GUARD, top fire	10913	10910	64	
GATE, film, ASSEMBLY	2230	2812	80		HANDLE	1852	4180	116	
GEAR, cam	10566	10779	90	10779	HANDLE, speaker baffle	1851	1100	118	
GEAR, flywheel shaft	10557	10779	90	10779					

*Not Sold Separately, Purchase Part or Parts Indicated in N.S.S. Column.

SECTION XV
ALPHABETICAL LIST OF PARTS

DESCRIPTION	PART NUMBER	PART OF	PAGE NUMBER	*N.S.S.	DESCRIPTION	PART NUMBER	PART OF	PAGE NUMBER	*N.S.S.
HANDLE, case, ASSEMBLY	10519	1695	68		KNOB, idler	1354	2390	75-77	
HANDLE, door ASSEMBLY	1892	1685	64				2390	78	
HANDLE, release	1494	2421	110	2421			3607	104	
HEAD, framer, & intermittent, SUB-ASSEMBLY	10525	10509	82		KNOB, motor	1532	1602	56	
HEAD, framer gear	2274	10525	84		KNOB, red control	3914	4	116	
HINGE, case	1262	1688	60	1688	LAMP, bulls eye, bayonet base, 6-8 volt	400	4	114	
HINGE, door	1261	1688	60	1688	LAMP, exciter, KIT-ASSEMBLY	2340	1200	98	
HOUSING, ball bearing	1339	2393	62		LAMP, exciter, 1 Amp. 6 volt T5	399	1099	119	
HOUSING, bearing	1467	1450	54			2340	98		
HOUSING, condenser	1182	1010	52		LAMP, framing	413	1685	66	
HOUSING, intermittent	2273	10509	84		LAMP, pilot, 10 watt 115 volt-S-11	411	1099	119	
HUB, feed chain sprocket	2214	2224	75-77	2224		1685	66		
HUB, shutter blade	2153	2372	96	2372	LAMP, projection, 1000 watt 115 volt-T20	479	1001	50	
IDLER, feed intermittent chain, ASSEMBLY	2305	1200	92			1099	119		
IDLER, floating film ASSEMBLY	2350	1200	100		LATCH, door	1329	1688	60	
IDLER, hold back sprocket, SUB-ASSEMBLY	3607	2380	104		LEAD, wire, 26½"	10620	10501	98	
IDLER, sound driving chain, ASSEMBLY	2193	1200			LENS, projection, 4" series 1	6260	2379	102	
IDLER, sprocket, SUB-ASSEMBLY	2390	2192	75-77		LENS, sound	4410	10500	98	
IDLER, takeup driving chain, ASSEMBLY	2259	1200	82		LENS, sound, & exciter lamp mount, SUB-ASSEMBLY	10500	2340	98	
INSULATOR, baffle plate	1167	2404	109		LEVER	2257	2258	72	2258
INTERMITTENT & framer head SUB-ASSEMBLY	10525	10509	82			2258	82	2258	
KEY, flywheel lock	10563	10534	90	10534	LEVER, fire shutter	2319	2330	96	
KEY, feed shaft	5225	10503	54	10503	LEVER, SUB-ASSEMBLY	2258	2193	72	
KNOB, aperture	1537	1688	60	1688		2259	82		
KNOB, focusing	1376	2379	102		LINK, fire shutter	602	2330	96	
KNOB, frame	2356	2263	84		LOCK, reel	7103	1450	54	
						2393	62		
					LUG, solder	2405	1072	52	
							1602	56	
							1695	70	
							2170	72	
					LUG, solder	698	4489	112	4489
					LUG, solder	7226	4599	114	
					MAGAZINE, feed, ASSEMBLY	1604	1200	58	
					MAGAZINE, feed, SUB-ASSEMBLY	1688	1604	58	
							1604	60	
					MOTOR drive, 3450 R.P.M. 115 volt, 60 cycle, 1/8 h.p.	1530	1602	56	-#798
									1-#1530
									2-#2405

*Not Sold Separately, Purchase Part or Parts Indicated in N.S.S. Column.

SECTION XV
ALPHABETICAL LIST OF PARTS

DESCRIPTION	PART NUMBER	PART OF	PAGE NUMBER	* N. S. S.
MOTOR, drive, ASSEMBLY	1602	1200	56	
MOTOR, ventilating	1072	1005	52	1-#1072 2-#2405
MOTOR, ventilating, ASSEMBLY	1005	1005	52	
MOUNT, exciter lamp and sound lens, SUB-ASSEMBLY	10500	2340	98	
MOUNTING, film gate, ASSEMBLY	2420	1200	110	
MOUNT, filter bearing	10119	10507	92	
MOUNT, lamphouse top	2301	2211	74	2211
MOUNT, lens	2253	2379	102	
MOUNT, lens, ASSEMBLY	2379	1200	102	
MOUNT, oil cup	2365	2367	100	2367
MOUNT, photo cell, ASSEMBLY	2313	1200	94	
MOUNT, pilot lamp socket	1215	1685	66	
MOVEMENT, intermittent, SUB-ASSEMBLY	2280	10525 10525	84 88	
MOVEMENT, intermittent, framer, ASSEMBLY	2263	1200	84	
MOVEMENT, intermittent, and framer head, SUB-ASSEMBLY	10525	10509	84	
NUT, adjusting, hexagonal	1666	2350	100	1-#748 1-#1666 2-#1988 1-#2346
NUT, aperture roller adjustment	1556	2404	109	
NUT, cam lock	10567	10536	90	10536
NUT, flywheel lock, SUB-ASSEMBLY	10534	2280 2280	88 90	
NUT, idler lock	1355	2390 2390 3607	75-77 78 104	
NUT, knurled cover	2140	2313	94	
NUT, knurled mounting	2107	1604	58	
NUT, lock	1246	2380 2394	104 106	
NUT, lock	10561	10534	90	10534
NUT, oil glass	10546	10537	90	

DESCRIPTION	PART NUMBER	PART OF	PAGE NUMBER	* N. S. S.
NUT, 1/4"-20, hexagonal	994	1602	56	
NUT, 3/8", hexagonal	4200	4	116	
NUT, 2-56, hexagonal	987	10501	98	10501
NUT 6-32, hexagonal	1190	4 4180	116 116	
NUT, 6-32, hexagonal	981	1001 1685 1695	50 66 70	
NUT, 8-32 hexagonal	982	4 46 1100 1685 1695 2211 4180	116 49 118 64 68 74 116	
NUT, 10-32, hexagonal	996	1685 1695	64 68	
NUT, sound lens	2334	10500	98	
NUT, tension adjustment	1045	2230	80	
NUT, tension adjustment	1245	2380 2394	104 106	
NUT, tension adjustment	1346	2393	62	
NUT, tension lock	1336	2393	62	
OIL, chain, pint can	1642	1099	119	
OIL, general mechanism, gallon can	1867	1099	119	
OIL, general mechanism, pint can	1866	1099	119	
OIL, projector intermittent, gallon can	1876	1099	119	
OIL, projector intermittent, pint can	1874	1099	119	
OILER, ASSEMBLY	2367	1200	100	
PAD, rubber	97	10508	68	
PANEL, amplifier, front	3848	4	116	
PARTS, spare, & spare parts box, ASSEMBLY	1099	20	119	
PIN, cam	10568	10536	90	10536
PIN, door latch	1330	1688	60	
PIN, dowel	366	2330 10509	96 84	
PIN, dowel	8229	2372	96	2372
PIN, drive	760	4	116	
PIN, escutcheon, 3/8" x 14	979	2330	96	

*Not Sold Separately, Purchase Part or Parts Indicated in N.S.S. Column.

SECTION XV
ALPHABETICAL LIST OF PARTS

DESCRIPTION	PART NUMBER	PART OF	PAGE NUMBER	*N.S.S.
PIN, guide	10055	10500	98	
PIN, hinge	1263	10904	60	10904
PIN, intermittent sprocket	10571	10531	88	
PIN, lamp socket	2338	10501	98	10501
PIN, name plate	983	10910	64	
		10915	68	
PIN, name plate	978	10904	60	
PIN,	10547	10530	88	10547 10553 10554
		10537	90	
PIN, reel lock	7106	1450	54	
		2393	62	
PIN, shutter blade keyway	2133	2372	96	2372
PIN, taper	977	2192	75-77	
		2220	78	
		2330	96	
		2361	92	2361
		10780	84	
PIN, taper	976	2250	109	2250
		2252	109	2252
		10502	102	10502
PIN, taper	691	2420	110	2420
		2421	110	2421
		10504	62	10504
		10505	96	10505
PINION, segmental framer	2266	10780	84	10796
PLATE, amplifier dial	2105	2804	116	
PLATE, aperture, ASSEMBLY	2404	2812	109	
PLATE, aperture baffle SUB-ASSEMBLY	1398	2404	109	
PLATE, center baffle, #2	10734	2404	109	1398
PLATE, inner baffle, #1	10733	2404	109	1398
PLATE, outer baffle, #3	10735	2404	109	1398
PLATE, baffle mounting	1396	2404	109	1398
PLATE, DeVry-data-name	10934	10910	64	1-#983 1-#3952
		4180	116	
PLATE, DeVry, name		1688	60	2-#978 1-#5233
PLATE, exciter and pilot, name	2106	10915	68	2-#983 1-#2106
PLATE, film gate mounting	2232	1185	80	1185
PLATE, film gate mounting, SUB-ASSEMBLY	1185	2230	80	
PLATE, gear rack mounting	10782	10780	84	

DESCRIPTION	PART NUMBER	PART OF	PAGE NUMBER	*N.S.S.
PLATE, large roller	1052	10904	60	
		10926	106	
PLATE, mechanism, KIT-ASSEMBLY	10686	2812	110	
PLATE, mechanism drilled mounting	1134	10686	110	
PLATE, microphone input name	4138	2804	116	
PLATE, motor & lamp switch, name	4240	10915	68	4-#983 1-#4240
PLATE, 110 volt, name	2104	10915	68	2-#983 1-2104
PLATE, phonograph input name	4139	2804	116	
PLATE, photo cell name	2103	2804	116	2-#760 1-#2103
		10910	64	2-#983 1-#2103
PLATE, silent aperture	2248	2250	109	2250
PLATE, small roller	1051	10904	60	
		10926	106	
PLATE, sound aperture	2249	2252	109	2252
PLATE, stripper	1236	2192	75-77	
		2220	78	
PLUG, and cord SUB-ASSEMBLY	1792	44	70	
PLUG, and cord, SUB-ASSEMBLY	3806	1100	118	
PLUG, female 4 conductor	4281	3091	94	3091
PLUG, female twist lock amplifier	3940	1792	70	
PLUG, female twist lock projector	242	44	70	
PLUG, male, 4 pin	4082	3806	118	
PLUG, male, single contact SUB-ASSEMBLY	3141	3091	94	3091
PLUG, male, 2 prong power	4152	44	70	
PLUNGER, friction	2143	10780	84	
PLUNGER, reel lock	7104	1450	54	
		2393	62	
POTENTIOMETER, KIT-ASSEMBLY	10529	2804	112	
POWDER, lapping, bottle	1093	2899	119	
PROJECTOR, amplifier, speaker, spare parts and spare parts box		Complete Type D Equipment	6	
PROJECTOR, 35mm. semi-portable	2812	Unit of Type D	6	
PULLEY, adjustment	2370	2371	56	

*Not Sold Separately, Purchase Part or Parts Indicated in N.S.S. Column.

SECTION XV
ALPHABETICAL LIST OF PARTS

DESCRIPTION	PART NUMBER	PART OF	PAGE NUMBER	*N.S.S.
RAIL, aperture film	1143	2404	109	
RECEPTACLE, fuse	3964	2804	114	
RECEPTACLE, 4 pin speaker	4081	2804	114	
RECEPTACLE, male, 4 pin projector, sound	4280	2313	94	
RECEPTACLE, male twist lock	243	10915	70	
RECEPTACLE, male twist lock, power	3937	2804	114	
RECEPTACLE, pilot lamp	3935	2804	114	
RECEPTACLE, sound input	4599	2804	114	
REEL, 1000 ft. 35mm.	580	1450	54	
		2899	119	
REEL, 2000 ft., 35mm., spring steel	5820	1450	54	
REFLECTOR,	583	2899	119	
		10900	50	
REFLECTOR, ASSEMBLY	10900	2812	50	
RELEASE, film gate, ASSEMBLY	2421	2812	110	
RESISTOR, KIT-ASSEMBLY	10527	2804	112	
RESISTOR, 200 ohm, 50 watt, variable	3818	10527	112	
RESISTOR, 1000 ohm, 1/2 watt	3847	4271	112	
RESISTOR, 1000 ohm, 25 watt	3817	10527	112	
RESISTOR, 2500 ohm, 1/2 watt	4029	4271	112	
RESISTOR, 2500 ohm, 50 watt	3819	10527	112	
RESISTOR, 10,000 ohm, 1 watt	4016	10527	112	
RESISTOR, 20,000 ohm, 1 watt	4026	10527	112	
RESISTOR, 75,000 ohm, 1/2 watt	3851	10527	112	
RESISTOR, 100,000 ohm, 1/2 watt	4198	4271	112	
RESISTOR, 250,000 ohm, 1/2 watt	4205	4271	112	
		10527	112	
RESISTOR, 500,000 ohm, 1/2 watt	4197	4271	112	
		10527	112	
RESISTOR, 1.5 megohm, 1/2 watt	4024	4271	112	
RETAINER, clamp	2297	2300	50	2300
RETAINER, door glass	1221	10910	64	
		10915	68	
RETAINER, wire ring	1170	1010	52	
REWIND, 2000 ft., 35mm., bench	1640	2899	119	

DESCRIPTION	PART NUMBER	PART OF	PAGE NUMBER	*N.S.S.
RING, intermittent	2152	10780	84	
RING, reflector	10902	10900	50	
RIVET, 3/16"	1985	2804	116	
RIVET, 5/32"	1984	2804	116	
RIVET, sprocket shoe	2231	1185	80	1185
RIVET, weight	995	10506	96	10506
ROD, film gate slide	3713	2404	109	
ROD, idler lock	1356	2390	75-77	
			78	
			3607	104
ROD, screen	2209	10905	74	2211
ROD, 1/4" lapping	1077	2899	119	
ROD, 5/16" lapping	1076	2899	119	
ROD, 7/16" lapping	1075	2899	119	
ROLLER, chain idler	1458	2193	72	
		2259	82	
ROLLER, film guide, ASSEMBLY	46	2812	49	
ROLLER, fixed idler	1511	2390	75-77	
		2390	78	
		3607	104	
ROLLER, floating idler	2351	2350	100	
ROLLER, guide	35	46	49	
ROLLER, inner idler	1358	2390	75-77	
		2390	78	
		3607	104	
ROLLER, large fire	1050	10904	60	
		10926	106	
ROLLER, outer idler	1359	2390	75-77	
		2390	78	
		3607	104	
ROLLER, plain side tension	3338	2404	109	
ROLLER, shutter driving, chain idler, SUB-ASSEMBLY	2371	1602	13	
ROLLER, small fire	1049	10904	60	
		10926	106	
ROLLER, sound adjustment	1243	2394	106	
ROLLER, sound adjustment, ASSEMBLY	2394	2812	106	
ROLLER, stationary idler	2349	2350	100	
ROLLER, tapped side tension	3339	2404	109	
RUBY, glass	2336	2134	98	

*Not Sold Separately, Purchase Part or Parts Indicated in N.S.S. Column.

SECTION XV
ALPHABETICAL LIST OF PARTS

DESCRIPTION	PART NUMBER	PART OF	PAGE NUMBER	*N.S.S.
SCREEN, speaker	4124	1100	118	
SCREW, allen set, 8-32 x 1/4"	1288	2350 10793	100 84	2190
SCREW, allen set, 10-32 x 3/16"	871	2192 2220 2372 2380	75-77 78 96 104	
SCREW, binder head, 5-40 x 3/16"	5222	2330 2350 2390 2390 3607 10780	96 100 75-77 78 104 84	
SCREW, binder head, 6-32 x 1/4"	709	2804 4180	116 116	
SCREW, binder head, 8/32 x 5/16"	5220	2193 2230 2259 2305 2371 2404 2421 10780	72 80 82 92 56 109 110 84	
SCREW, binder head, 8-32 x 3/8"	10523	10910 10915	64 68	
SCREW, binder head, 8-32 x 9/16"	10538	2280	88	
SCREW, binder head, 10-32 x 3/8"	10515	10910 10915	64 68	
SCREW, bristo set, 5/40 x 1/8"	2416	2404 10500	109 98	
SCREW, button head, 8-32 x 1/4"	10801	2804	116	
SCREW, collar set	10572	10531	88	
SCREW, contact	3083	4599	114	
SCREW, extension adjustment	2375	2380	104	
SCREW, fillister head, 1/4"-20 x 1/2"	1459	2380	104	
SCREW, fillister head, 1/4-20 x 3/4"	1456	10780	84	
SCREW, fillister head, 2-56 x 1/8"	921	2404	109	
SCREW, fillister head, 2-56 x 1/8"	926	2230	80	
SCREW, fillister head, 2-56 x 3/8"	923	2192 2220 2380	75-77 78 104	
SCREW, fillister head, 3-48 x 1/8"	829	2372	96	
SCREW, fillister head, 3-48 x 3/16"	10549	10537	90	
SCREW, fillister head, 4-40 x 1/4"	10548	10530 10530	88 90	
SCREW, fillister head, 5-40 x 3/16"	947	2230 2899	80 119	
SCREW, fillister head, 8-32 x 3/8"	881	2313 10900	94 50	
SCREW, fillister head, 8-32 x 7/16"	673	2193	72	

DESCRIPTION	PART NUMBER	PART OF	PAGE NUMBER	*N.S.S.
SCREW, fillister head, 8-32 x 1/2"	685	1005	52	
		2216	75-77	
		2259	82	
		2313	94	
		2330	96	
		10900	50	
		10915	68	
SCREW, fillister head, 8-32 x 1/2"	10539	2280	88	
SCREW, fillister head, 8-32 x 5/8"	877	2216	75-77	
		2220	78	
		2404	109	
		10900	50	
SCREW, fillister head, 8-32 x 3/4"	851	10919	68	
SCREW, fillister head, 10-32 x 7/16"	831	2305 10793 10900	92 84 50	
SCREW, fillister head, 10-32 x 1/2"	684	2350 2379 2404 10686 10905	100 102 109 110 58	
SCREW, fillister head, 10-32 x 5/8"	868	2367 2379	100 102	
SCREW, fillister head, 10-32 x 3/4"	843	2421	110	
SCREW, fillister head, 10-32 x 7/8"	700	2290	92	
SCREW, fillister head, 10-32 x 1 1/8"	701	2290	92	
SCREW, fillister head, 10-32 x 3/8"	795	2804	116	
SCREW, film gate lock	1516	2230	80	
SCREW, fire shutter	2332	2330	96	
SCREW, fire shutter lever	2322	2330	96	
SCREW, flat head, 2-56 x 1/8"	852	2404	109	
SCREW, flat head, 2-56 x 5/16"	919	2404	109	
SCREW, flat head, 3-48 x 5/16"	888	10904 10926	60 106	10904
SCREW, flat head 5-40 x 5/16"	786	1450	54	
SCREW, flat head, 5-40 x 3/4"	718	1450	54	
SCREW, flat head, 8-32 x 3/8"	858	1450	54	
SCREW, flat head, 8-32 x 1/2"	860	10904	60	
SCREW, flat head, 8-32 x 5/8"	864	1100	118	
SCREW, flat head, 8-32 x 1 1/4"	867	1100	118	
SCREW, flat head, 10-32 x 3/8"	741	10915	68	
SCREW, flat head, 10-32 x 1/2"	756	10915	68	
SCREW, flywheel	2289	2290	92	

*Not Sold Separately, Purchase Part or Parts Indicated in N.S.S. Column.

SECTION XV
ALPHABETICAL LIST OF PARTS

DESCRIPTION	PART NUMBER	PART OF	PAGE NUMBER	*N.S.S.	DESCRIPTION	PART NUMBER	PART OF	PAGE NUMBER	*N.S.S.
SCREW, focusing	1374	10502	102	10502	SCREW, round head, 6-32 x 5/8"	809	10900	50	
SCREW, focusing, SUB-ASSEMBLY	10502	2379	102		SCREW, round head, 6-32 x 1 1/2"	811	2804	116	
SCREW, framer gear	2272	10780	84		SCREW, round head, 8-32 x 1/4"	799	10904	60	
SCREW, knurled	1114	1450	54		SCREW, round head, 8-32 x 5/16"	802	1100 10910 10915	118 60 70	
SCREW, knurled cover	10104	2134	98		SCREW, round head, 8-32 x 3/8"	803	2211 10525 10904	74 84 60	10904
SCREW, knurled tube	7076	2230	80		SCREW, round head, 6-32 x 1/4"	810	10915	70	
SCREW, lamp socket clamp	8544	10900	50		SCREW, round head, 5-40 x 5/16"	832	10910	66	
SCREW, lens adapter set	712	2379	102		SCREW, set, 5/32-40 x 3/16"	841	1450	54	
SCREW, lock nut	10562	10534	90		SCREW, set, 1-4"-20 x 5/16"	745	1602	56	
SCREW, oval head, 10-32 x 1 5/8"	10516	10910	64		SCREW, set, 6-32 x 1/8"	722	2379	102	
SCREW, panel thumb, 8, 32 x 1/2"	8607	2804	116		SCREW, set, 8-32 x 3/8"	724	1602	56	
SCREW, retaining	1349	2390 2390 3607	75-77 78 104		SCREW, set, 10-32 x 3/16"	10569	10779	90	
SCREW, round head, 2-56 x 3/16"	922	2330	96		SCREW, set, 10-32 x 1/4"	721	1005	52	
SCREW, round head, 2-56 x 1/4"	699	10780	84	10796	SCREW, shoulder	2255	2193 2259	72 82	
SCREW, round head, 3-48 x 1/8"	846	10904	60	10904	SCREW, shutter drive gear lock, left hand	2368	2330	96	
SCREW, round head, 3-48 x 3/16"	830	2340	98		SCREW, side tension adjustment	3335	2404	109	
SCREW, round head, 5-40 x 1/8"	740	10904	60	10904	SCREW, special shoulder fire guard, 8-32	2430	10910	64	
SCREW, round head, 5-40 x 3/16"	836	2192 2220 2404	75-77 78 109		SCREW, 8-32, steel thumb	5712	2804	116	
SCREW, round head, 5-40 x 1/4"	853	2230 2313 2340 2379	80 94 98 102		SCREW, tension lock	1047	2230	80	
SCREW, round head, 5-40 x 3/8"	838	2193 2259	72 82		SCREW, thumb	1377	2379	102	
SCREW, round head, 5-40 x 1/2"	687	2193 2259 2340 2380 10910	72 80 98 104 66		SCREW, tilting bracket lock	95	10915	68	
SCREW, round head, 5-40 x 5/8"	916	1602	56		SCREW, yoke retaining	1041	2230	80	
SCREW, round head, 5-40 x 1 1/8"	730	2340	98		SHAFT-BEARING feed sprocket KIT-ASSEMBLY	10932	2216	75-77	
SCREW, round head, 6-32 x 3/16"	807	10910 10915	64 68		SHAFT-BEARING, sound sprocket KIT-ASSEMBLY	10933	2220	78	
SCREW, round head, 6132 x 1/4"	808	2404 10925	109 74		SHAFT, feed	1337	10504	62	10504
SCREW, round head, 6-32 x 5/16"	806	1005 10915	52 70		SHAFT, feed, SUB-ASSEMBLY	2393	10905 10905	58 62	
SCREW, round head, 6-32 x 3/8"	813	2804 10915	116 70		SHAFT, feed sprocket	2212	2192	75-77	10932
					SHAFT, flywheel	10558	10779	90	10779

*Not Sold Separately, Purchase Part or Parts Indicated in N.S.S. Column.

SECTION XV
ALPHABETICAL LIST OF PARTS

DESCRIPTION	PART NUMBER	PART OF	PAGE NUMBER	* N. S. S.
SHAFT, flywheel & gear, SUB-ASSEMBLY	10532	2280	88	10779
		2280	90	10779
SHAFT, floating idler	2345	2350	100	
SHAFT, framer	2277	10780	84	
SHAFT, idler roller	1357	2390	75-77	10931
		2390	78	
		3607	104	
SHAFT, reel	1463	10503	54	10503
SHAFT, release	1435	2421	110	2421
SHAFT, roller	537	46	49	
SHAFT, roller	2285	2385	56	2385
SHAFT, shutter	2312	10505	96	10505
SHAFT, shutter drive	2326	2330	96	
SHAFT, shutter gear, SUB-ASSEMBLY	10505	2330	96	10798
SHAFT, side tension roller	3340	2404	109	
SHAFT, sound adjustment roller	1244	2394	106	
SHAFT, sound drum	2288	2361	92	2361
SHAFT, sound sprocket	2219	2220	78	10933
SHAFT, sprocket	1325	2380	104	
SHAFT & star	10573	10531	88	
SHAFT, takeup reel, SUB-ASSEMBLY	10503	1450	54	
SHELL, socket	3092	4599	114	
SHELL, socket	2342	10510	98	10501
SHIELD, framing lamp wire flexible	2609	10910	66	
SHIELD, sound input receptacle	4526	2804	116	
SHIELD, threading lamp wire flexible	2607	10910	66	
SHOE, aperture film	3331	1038	80	1038
SHOE, aperture film SUB-ASSEMBLY	1038	2230	80	
		2899	119	
SHOE, intermittent sprocket	2228	2230	80	
SHOE, lower film	2233	2230	80	
		2899	119	
SHOE, upper film	1429	2230	80	
		2899	119	

DESCRIPTION	PART NUMBER	PART OF	PAGE NUMBER	* N. S. S.
SHUTTER, ASSEMBLY	2330	2812	96	
SHUTTER, fire	2318	2330	96	
SLEEVE, bearing	1469	1450	54	
SLEEVE, housing	1142	2379	102	
SLEEVE, sound lens	10051	10500	98	
SLIDE, chain idler	10784	10780	84	
SLIDE, lamphouse mounting	2201	10925	74	
SOCKET, exciter lamp, KIT ASSEMBLY	10501	10500	98	
SOCKET, 5 U 4 G tube	4299	2804	114	
SOCKET, framing lamp	9056	10910	66	
SOCKET, photo cell lock ring	2311	2313	94	
SOCKET, pilot lamp	1216	10910	66	
SOCKET, prefocus projection lamp	1151	2170	72	
SOCKET, projection lamp, ASSEMBLY	2170	10900	72	
SOCKET, 6 S F 5 tube	4184	2804	114	
SOCKET, 6 J 7 tube	4031	2804	114	
SOCKET, 6 L 6 tube	3882	2804	114	
SOCKET, 6 N 7 tube	4121	2804	114	
SPACER	135	1602	56	
		10900	50	
SPACER, bracket	2234	1185	80	1185
SPACER, condenser	1169	1010	52	
SPACER, idler arm stop	215	2192	75-77	
		2220	78	
		2380	104	
SPACER, terminal strip	260	10915	70	
SPEAKER	4159	1100	118	
SPEAKER, loud, & case, ASSEMBLY	1100	Unit of Type D	118	
SPLICER, 35mm.	1809	2899	119	
SPRING	1154	2394	106	
SPRING	553	2404	109	
SPRING, aperture shoe	1039	2230	80	
SPRING, door latch	1333	10904	60	

*Not Sold Separately, Purchase Part or Parts Indicated in N.S.S. Column.

SECTION XV
ALPHABETICAL LIST OF PARTS

DESCRIPTION	PART NUMBER	PART OF	PAGE NUMBER	*N.S.S.	DESCRIPTION	PART NUMBER	PART OF	PAGE NUMBER	*N.S.S.
SPRING, film shoe	1431	2230	80		SPROCKET, intermittent film	235	10531	88	
SPRING, friction	86	1450	54		SPROCKET, mechanism chain	2328	10506	96	10506
SPRING, idler	2344	2350	100		SPROCKET, mechanism chain SUB-ASSEMBLY	10506	2330	96	
SPRING, idler lock	1348	2390	75-77		SPROCKET, motor chain	1304	1602	56	
		2390	78		SPROCKET, sound, ASSEMBLY	2220	2812	78	
		3607	104		SPROCKET, sound chain	2222	2223	78	2233
SPRING, lamp socket	2337	10501	98	10501	SPROCKET, sound chain, SUB-ASSEMBLY	2223	2220	78	
SPRING, oil cup	10577	10535	90	10535 10541	SPROCKET, sound driving chain	2215	2224	75-77	2224
SPRING, pin	2339	10501	98	10501	SPROCKET & star, SUB-ASSEMBLY	10531	2280	88	
SPRING, plunger	2142	10780	84		SPROCKET, takeup chain	1534	1450	54	
SPRING, reel lock	7105	1405	54		SPROCKET, takeup chain	2221	2223	78	2223
		2393	62		STAR & shaft	10573	10531	88	
SPRING, side tension roller	3345	2404	109		STAR, & sprocket, SUB-ASSEMBLY	10531	2280	88	
		2899	119		STRIP, resistor	4542	4489	112	4489
SPRING, sound lens	2108	10500	98		STRIP, resistor, ASSEMBLY	4271	2804	112	
SPRING, sound lens	10053	10500	98		STRIP, resistor, SUB-ASSEMBLY	4489	4271	112	
SPRING, sprocket	111	2380	104		STRIP, 5 contact terminal	3841	2804	114	
SPRING, sprocket shoe	2226	2230	80		STRIP, 6 contact terminal	3855	10915	70	
SPRING, tension	1105	2393	62		STRIP, 8 contact terminal	3842	2804	114	
SPROCKET, & bearing, SUB-ASSEMBLY	1196	2305	92		STRIPPER, film	10550	10537	90	
SPROCKET, chain	2327	10506	96	10506	STUD	2256	2258	72	2258
SPROCKET, chain idler	2303	1196	92	1196		2258	82		
SPROCKET, feed, ASSEMBLY	2216	2812	75-77		STUD, cam release	1457	2421	110	2421
SPROCKET, feed, SUB-ASSEMBLY	2192	2216	75-77		STUD, chain idler	2302	2305	92	
SPROCKET, feed chain	2213	2216	75-77		STUD, chain idler bearing	10785	10780	84	
SPROCKET, feed chain, SUB-ASSEMBLY	2224	2192	75-77		STUD, cover mounting	2141	2313	94	
SPROCKET, film feed	2217	2192	75-77		STUD, eccentric pivot	1451	2421	110	
SPROCKET, film sound	2191	2220	78		STUD, film gate mounting	1043	2420	110	2420
SPROCKET, & flywheel, SUB-ASSEMBLY	10533	2280	88		STUD, film gate mounting	1515	2420	110	2420
		2280	90						
SPROCKET, holdback	621	2380	104						
SPROCKET, hold back, ASSEMBLY	2380	2812	104						
SPROCKET, intermittent chain	2260	10533	90						

*Not Sold Separately, Purchase Part or Parts Indicated in N.S.S. Column.

SECTION XV
ALPHABETICAL LIST OF PARTS

DESCRIPTION	PART NUMBER	PART OF	PAGE NUMBER	*N.S.S.
STUD, film shoe	1037	1038	80	1038
STUD, film shoe	1593	2230	80	
STUD, fire shutter lifting	3121	2330	96	
STUD, framer gear	2270	10780	84	
STUD, idler	2346	2350	100	2190
STUD, idler	5183	2390	75-77	
		2390	78	
		3607	104	
STUD, idler KIT-ASSEMBLY	2190	2350	100	
STUD, knob guard	3766	2804	116	
STUD, roller	1535	46	49	
STUD, segmental framer gear	2268	10780	84	
STUD, sliding bracket	1471	2420	110	2420
STUD, sprocket shoe	2227	1185	80	1185
STUD, tension adjustment nut	1040	1185	80	1185
STUD, tension yoke	1042	1184	80	1184
STUD, yoke pivot	1046	1185	80	1185
SUPPORT, famer gear rack shaft	10786	10780	84	
SUPPORT, lamp yoke	2202	10900	50	
SUPPORT, shutter blade	2438	2372	96	2372
SWITCH, lamp or motor	9057	10915	70	
SWITCH, threading or exciter lamp	4519	2804	114	
		10915	70	
TAKEUP ASSEMBLY	1450	2812	54	
TIP, rawhide friction	2151	1450	54	
TOP, lamphouse	10924	10925	74	
TRANSFORMER, input	3824	4	114	
TRANSFORMER, exciter lamp	4186	10915	70	
TRANSFORMER, output	3981	2804	114	
TRANSFORMER, power	3821	2804	114	
TUBE, 5 U 4 G amplifier	4310	2899	119	
		10528	112	
TUBE, KIT ASSEMBLY	10528	2804	112	
TUBE, knurled	1427	2230	80	

DESCRIPTION	PART NUMBER	PART OF	PAGE NUMBER	*N.S.S.
TUBE, long oil	2362	2367	100	2367
TUBE, short oil	2364	2367	100	2367
TUBE, 6 S F 5 amplifier	4362	2899	119	
		10528	112	
TUBE, 6 J 7 amplifier	4301	2899	119	
		10528	112	
TUBE, 6 L 6 G amplifier	4327	2899	119	
		10528	112	
TUBE, 6 N 7 G amplifier	4314	2899	119	
		10528	112	
VALVE, lower fire, ASSEMBLY	10926	2812	106	
WASHER, brass, 3/8" O.D. x 1/8" I.D.	960	10501	98	10501
WASHER, case, 8-32 #8	966	1100	118	
WASHER, fiber	2341	10501	98	10501
WASHER, fiber, 1/2" O.D. x 1/4" I.D.	991	2394	106	
WASHER, fiber, 3/8" O.D. x 3/8" I.D.	5153	2192	75-77	
		2220	78	
WASHER, fiber, 3/4" O.D. x 5/16" I.D.	9156	2393	62	
WASHER, framer chain idler	2269	10780	84	
WASHER, inner cut lock, 1/4" O.D. #6	735	2804	116	
		4180	116	
WASHER, inner cut lock, 5/16" O.D. #8	797	1100	118	
		2804	116	
		4180	116	
		10910	64	
		10915	68	
WASHER, inner cut lock, 3/8" O.D.	748	2350	100	1-#748
		2804	116	1-#1666
		10915	68	2-#1988
				1-#2346
WASHER, inner cut lock, 11-16" O.D. x 3/8" I.D.	736	2804	116	
WASHER, inner cut lock, 3/4" O.D. x 1/2" I.D.	892	2804	116	
		10915	70	
WASHER, inner cut lock, 1-1/8" O.D. x 11/16" I.D.	296	2804	116	
WASHER, oil retaining	10560	10533	90	
WASHER, resistor centering	10804	2804	116	
WASHER, split lock, #6	291	1005	52	
		2193	72	
		2259	82	
		2340	98	
		2380	104	
		10900	50	
		10910	70	
		10915	70	

*Not Sold Separately, Purchase Part or Parts Indicated in N.S.S. Column.

SECTION XV
ALPHABETICAL LIST OF PARTS

DESCRIPTION	PART NUMBER	PART OF	PAGE NUMBER	*N. S. S.
WASHER, split lock, #8	292	46	49	
		1005	52	
		1100	118	
		2193	72	
		2216	75-77	
		2220	78	
		2259	82	
		2313	94	
		2330	96	
		2396	106	
		2421	110	
		10525	94	
		10900	50	
		10915	68	
		10925	74	
WASHER, split lock, #10	293	1602	56	
		2290	92	
		2379	102	
		2394	106	
		10686	110	
		10900	50	
		10915	68	
WASHER, split lock, 1/4"	294	1602	56	
		2380	104	
WASHER, split lock, 5/16"	295	10910	64	
WASHER, micarta	1328	2380	104	
WASHER, steel	2154	2372	96	2372
WASHER, steel, 5/16" O.D. x 1/8" I.D.	898	2193	72	
		2230	80	
		2259	82	
		2899	119	
WASHER, steel, 3/8" O.D. x 1/8" I.D.	967	2804	116	
		10904	60	10904
WASHER, steel, 3/8" O.D. x 1/4" I.D.	5669	10904	60	10904
WASHER, steel, 9/16" O.D. x 5.16" I.D.	883	2421	110	
WASHER, 1/2" O.D. x 1/8" I.D.	751	2330	96	
WASHER, steel, 1/2" O.D. x 5/32" I.D.	968	2230	80	
		2404	109	
		2421	110	
		10900	50	
		10904	60	
WASHER, steel, 1/2" O.D. x 3/16" I.D.	1521	1602	56	
		2350	100	
		10686	110	
WASHER, steel, 1/2" O.D. x 9/32" I.D.	8115	1685	64	
WASHER, steel, 1/2" O.D. x 5/16" I.D.	965	2230	80	
WASHER, steel, 9/16" O.D. x 17/64" I.D.	5133	2330	96	
		2379	102	
WASHER, steel, 5/8" O.D. x 5/32" I.D.	2225	2230	80	
WASHER, steel, 5/8" O.D. x 1/4" I.D.	992	1602	56	
WASHER, steel, 5/8" O.D. x 5/16" I.D.	3132	10904	60	10904

DESCRIPTION	PART NUMBER	PART OF	PAGE NUMBER	*N. S. S.
WASHER, steel, 5/8" O.D. x 3/8" I.D.	4199	2804	116	
		10780	84	
WASHER, steel, 3/4" O.D. x 5/16" I.D.	753	2371	56	
WASHER, tension	8737	10780	84	
WEIGHT, governor	37	10506	96	37 995
WEIGHT, shutter	2131	2372	96	2372
WHEEL, friction plunger	1466	1450	54	
WINDOW, red glass	8507	1685	64	
WIRE, black No. 20 standard hookup	2623	2804	116	
WIRE, black solid push back	2620	2804	116	
WIRE, blue No. 20 stranded hookup	2624	2804	116	
WIRE, brown No. 20 stranded hookup	2625	2804	116	
WIRE, framing lamp 64"	3371	10910	66	
WIRE, green No. 20 stranded hookup	2626	2804	116	
WIRE AND lug, lamp socket	10621	2170	72	
WIRE, maroon No. 20 stranded hookup	2627	2804	116	
WIRE, #14 gauge #200, 4 ft.	3372	10915	70	
WIRE, #16 gauge #201, 8 foot	3373	10915	70	
WIRE, orange No. 20 stranded hookup	2628	2804	116	
WIRE, pilot lamp, 76"	3370	10910	66	
WIRE, red No. 20 stranded hookup	2629	2804	116	
WIRE, shielded grid	2692	2804	116	
WIRE, spaghetti No. 9 flexible varnished tubing	2705	2804	116	
WIRE, yellow and black tracer	2630	2804	116	
WIRE, yellow No. 20 stranded hookup	2622	2804	116	
WIRE, yellow solid push back	2621	2804	116	
YOKE, film tension	1044	1184	80	1184
YOKE, tension, SUB-ASSEMBLY	1184	2230	80	

*Not Sold Separately, Purchase Part or Parts Indicated in N.S.S. Column.

