

# Film-Tech

The information contained in this Adobe Acrobat pdf file is provided at your own risk and good judgment.

These manuals are designed to facilitate the exchange of information related to cinema projection and film handling, with no warranties nor obligations from the authors, for qualified field service engineers.

If you are not a qualified technician, please make no adjustments to anything you may read about in these Adobe manual downloads.

[www.film-tech.com](http://www.film-tech.com)

TRADE MARK

*Newmade*

## **SPECIAL METAL and MACHINE EQUIPMENT**

The NEUMADE PRODUCTS CORPORATION is an organization kept flexible enough to meet any condition which may arise. We render outstanding special service to the motion picture industry — and can render the same service to any other industry in which metal products and machine work are required.

This special service is of particular interest to the many commercial concerns outside the motion picture business. We'll design and build exactly what you ought to have to meet your special condition.

Our engineering department can help you; no matter what the problem may be. Sketches and cost estimates promptly and cheerfully submitted without obligation.

### **NEUMADE PRODUCTS FIT ANY FIELD OF BUSINESS**

is catalogue—published June 1, 1934 attempts to list only the major and tive items in the Neumade line as that date. New items are being ded constantly; address us for any ng used in the motion picture studio, oratory, exchange, or theatre. Prices s subject to change without notice.

TRADE MARK  
**Neumade**

NEUMADE PRODUCTS CORP.  
OSCAR F. NEU, President  
427 West Forty-second St., N. Y. C.  
FACTORIES, BUFFALO, N. Y.

NEUMADE PRODUCTS CORPORATION, as at present organized, came into existence in 1924. Prior to that time Oscar F. Neu, president and founder of the corporation, had operated as an individual in practically the same line. The company's factories are at Buffalo, N. Y.

While Neumade sells practically every mechanical accessory which is peculiar to the motion picture industry, its manufacturing activities are confined largely to two general lines—special machine work and sheet metal work.

The company's great and constantly growing volume of business has been built upon the foundation of an extremely practical service to its customers. Neumade's policy is to *create what the picture trade needs and wants to buy*—not what Neumade thinks the trade ought to have and what Neumade wants to sell!

An *absolute guarantee of satisfaction to the purchaser* is another foundation of the policy. Neumade products



Sales Offices, New York City.

do everything they may be reasonably expected to do; they are sold with the very definite understanding—and guarantee—that they are absolutely free from defects of material or workmanship.

All orders should be addressed to the general sales offices at No. 427 West Forty-second Street, New York City. Prices are F.O.B. Buffalo, N. Y., where the products are manufactured. Some items are stocked in New York City for emergency service and shipments are almost invariably made from either Buffalo or New York within twenty-four hours after receipt of order.

*In Ordering, Please Use Catalogue Numbers*






# The Celebrated BEAUTY SPOT

**T**HOUSANDS of them in use throughout the country. Works anywhere — in the theatre lobby, on the marquee, on the stage. Provides novelty effects in all places of public assembly. Puts punch in any window display.

Barrel 9" long by 6 1/4" in diameter. Sliding interior base has standard socket for light bulb. Two and one-half inch play for regulating size of spot. Best quality imported French lens. Wing-nut swivel adjustments to give any desired position. Takes Concentrated Filament Bulb up to 400 Watts.



### COLOR WHEEL

Easily attached to any BEAUTY SPOT. Has five color screens—red, green, violet, purple and amber. Color wheel turns by hand. Screens easily renewed.

**\$3.00**

Extra Color Screens  
50c per doz.

### SPOTLIGHT BULBS

250 Watt . . . . . \$1.75  
400 Watt . . . . . 3.00

### CONCENTRATED FILAMENT TYPE


### PIPE CLAMP

To attach BEAUTY SPOT to any cylindrical support from 3/4" to 2" in diameter. PRICE—\$1.75



### CEILING BRACKET

Concentrated filament bulbs cannot be used upside down. This bracket meets special conditions. PRICE—\$1.00



### EXTENSION STAND MODEL

**BS-2 \$12.00**

Preferred for side-lighting on stages and wherever there is need to "follow" a person or object with a "spot". Stand adjustable from 40" to 63" in height. All angle adjustments on lamp proper.

With 250-W Bulb \$13.75

**BS-1**  
Crow-Foot  
Base Model  
as shown

**\$7.00**

Complete with 54" electric cord, rubber plug, four gelatines and gelatine frame.

# SUNLITE FLOOD

There are a hundred uses for this inexpensive, yet highly efficient, lighting device — both in and out of show business. It's compact, sturdy, simple in construction, and has no "wear-out" to it. Theatres use it for marquee flooding, to light dangerous dark spots in areaways or on steps where costly accidents have a habit of occurring. It permits of great economy in lighting auditoriums for cleaning purposes. Singly, or in multiple, on special stands which we provide, it is fine for photographic studios. Takes any standard socket bulb — 250-Watt or 400-Watt Flood-type gives best results.



SF-1 \$7.00

Height, fully extended, 16". Parabolic reflector 9" diameter, 7" deep, brushed aluminum finish inside. Porcelain lamp socket with 22" approved rubber-coated cord and rubber coated plug. Adjustments—up and down on wing-nut-controlled corrugated swivel; right and left with rotating arms on hollow-steel shaft support. Wooden adjustment handle. Standard base, and shaft-socket easily dis-assembled to allow use of lamps under special conditions, and in multiple. General finish, brown crystal, baked on.

With 250-Watt Bulb ..... \$ 8.75  
 With 400-Watt Bulb ..... 10.00


## SUNLITE FLOOD ACCESSORIES



**PIPE CLAMP**—To attach the Sunlite Flood to any pipe, or cylindrical support not less than 3/4" or more than 2" in diameter. Price—\$1.50.



**COLOR HOOD**—To give constant color transformation with the aid of gelatine screens. Hood snaps on easily with spring lugs, and gelatine sheets are easily renewed. Price—Hood, with one gelatine, \$1.25; extra gelatines, 10c each.



**CROW-FOOT BASE**—Used wherever it is desired that the Sunlite stand securely on a flat surface without being permanently affixed. Price—\$1.50.



**RUBBER CABLE**— Approved, heavily covered for perfect insulation and long wearing. A requisite where Sunlite Flood is used for auditorium cleaning. In any desired length, each length with male and female rubber covered plug. Price—5¢ per foot (30 ft. minimum).

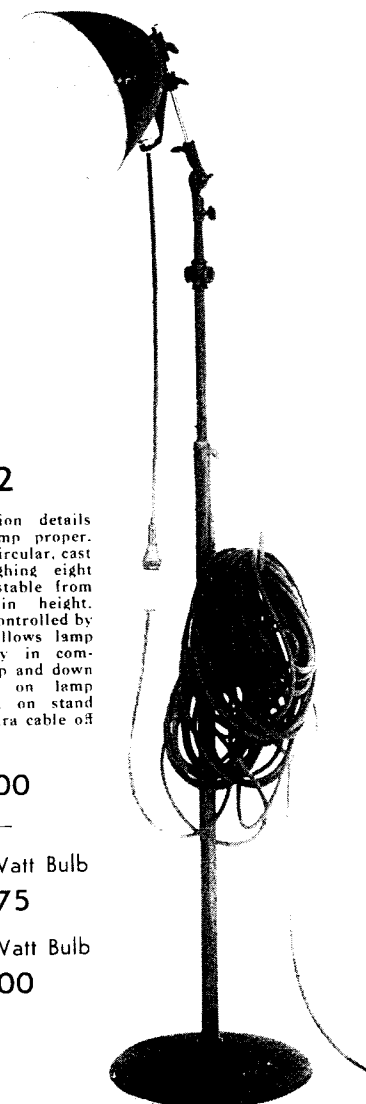
## SF-2

Same construction details as SF-1 on lamp proper. Stand has 12" circular, cast iron base weighing eight pounds. Adjustable from 40" to 63" in height. Swivel collar, controlled by thumb screw, allows lamp to swing freely in complete circle. Up and down adjustments on lamp proper. Hook on stand keeps coiled extra cable off the ground.

\$12.00

With 250-Watt Bulb  
 \$13.75

With 400-Watt Bulb  
 \$15.00




TRADE MARK  
*Neumade*

# REWINDERS

are BUILT TO "TAKE IT"

A surprisingly large percentage of all the Rewinders used in the trade bear the Neumade trademark. There is a model in the line to suit every possible requirement and to meet every price condition. They're all built to "take it" — tough, sturdy materials and, always the fewest possible number of working and wearing parts.

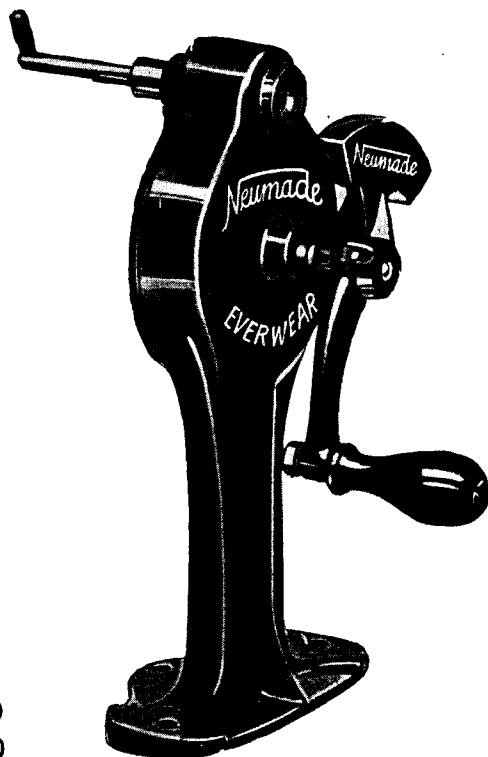


No. 3  
EVERWEAR  
(Bench Type)


\$10.00 the SET

Geared End . . . \$6.50

Dummy End . . . \$3.50

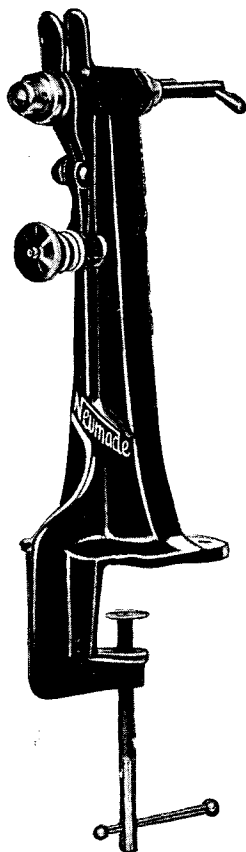


This is the latest standard model in the Neumade line. In it every known fault of a rewriter has been corrected. Cast housings; accurately fitted gears which insure noiseless operation and the minimum of wear and back-lash; bearing shaft and pinion gear in one piece; double-sized bearings which are easily lubricated; extra heavy, perfectly balanced handle on all geared ends to reduce physical effort on the part of the operator.



No. 4  
EVERWEAR

(Clamp Type)




\$12.00 the SET

Geared End . . . \$7.50

Dummy End . . . \$4.50

## SYNCHRO DUAL REWINDER



One of the Neumade specialties developed in conjunction with a major distributing company to meet the exacting requirements of the handling of sound film. Has Everwear general construction features. Tall enough to take the largest reels in general use. Shaft length for two reels (Longer on special order). A friction clip which rides the shaft between the reels and a leather-faced friction hub with a locking knurl nut on the end of the shaft to hold the reels firmly in position. The friction devices insure even tension and pick-up. Designed especially for use with the NEUMADE SYNCHRONIZER but invaluable in any condition where two reels are being handled at the same time.



(Geared Ends Only)

# BABY REWINDER

Designed to meet the requirements of the growing thousands who are handling film in an amateur and semi-professional way. Highest grade materials and standard Neumade workmanship. Only 7" high. Takes 1,000-ft. 35 M.M. reels. Ideal for 16 M.M. reels. Combination bench and clamp type. Packs flat—you can put one entire set in an overcoat pocket.

*It Works  
Perfectly  
Both Ways!*

Two 1/4" bolts fasten the "Baby" for permanent Bench use. For Clamp application the base is cast with a female opening and the Clamp has a close-fitting inset piece that is self locking and insures perfect rigidity under all normal operating conditions.

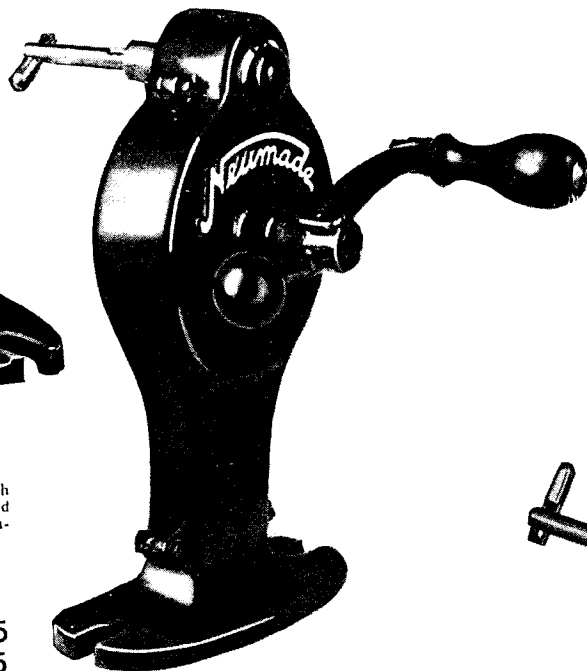


**NO. 1**  
(Bench Type)

Simple, sturdy construction with cost savings effected in design and without sacrifice of quality in materials or workmanship.

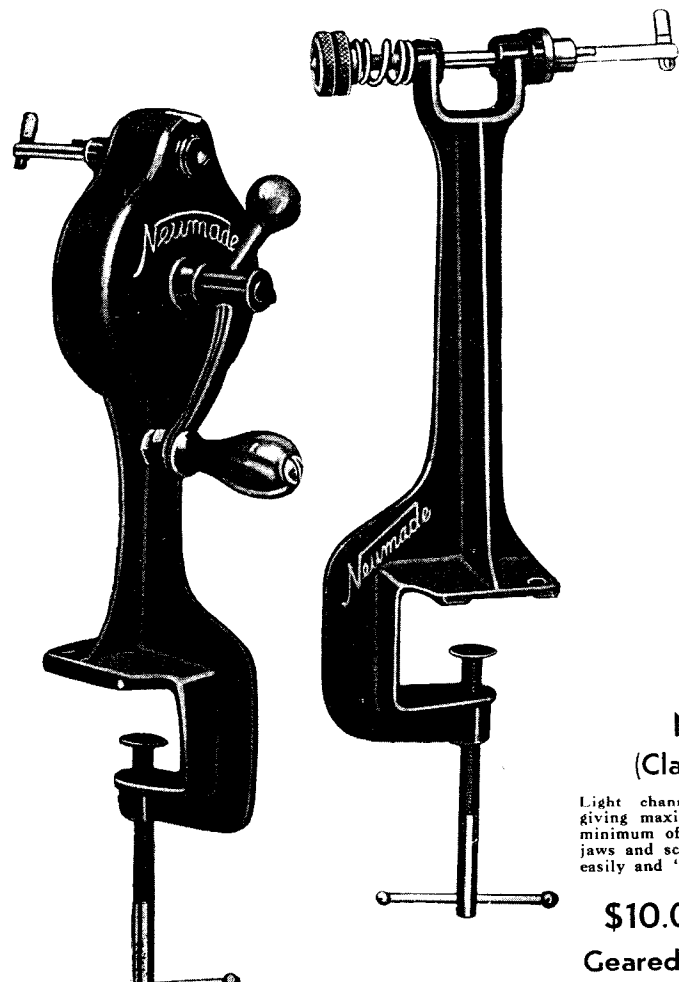

**\$7.50 the SET**

Geared End \$4.75  
Dummy End \$2.75



**\$6.50 the SET**

Geared End \$4.00  
Dummy End \$2.50




**NO. 2**  
(Clamp Type)


Light channel type construction giving maximum of strength with minimum of weight. Wide clamp jaws and screw vises that operate easily and "stay put."

**\$10.00 the SET**

Geared End \$6.75



# NEUMADE AUTOMATIC REWINDERS



Film exposed during the rewinding process in projection booths, or rewinding rooms, constitutes a fire hazard in theatres that many states have covered with regulations which make the use of automatic rewinders, with hermetically sealed motors, compulsory. The NEUMADE AUTOMATIC REWINDER has more features to commend it than any other device on the market. The motor-enclosure construction feature is most important. We start with a hermetically sealed motor—and then double seal it by putting it in a completely enclosed steel plate base. The motor used is 1/8 HP., 1750 RPM. Standard equipment is for AC—equipped with DC motor \$5.00 extra.

The Rewinder uses two reels—up to 15" in size. The drive is from the bottom reel, with tension on the top one. Guide rollers between the reels have an electric contact device which shuts off the current the instant pressure is released, either because the rewinding has been completed or because the film is broken.

Current control is by a switch in the front of the base, with an enclosed pilot light, and a jogging button.

Case is made of castings and steel plate. View panel in front is of heavy clear wire glass. Fittings are chromed. Sturdy hinges are of our own design. Catch is precision-closing. Finish is baked-on black enamel. Inside, aluminum finish. Overall size—43" high, 23" wide, 8" deep. Furnished complete with electric connections.

## \$140.00

(AC Motor Equipped)

and **NOW**

The Last Word in Rewinder Construction

## NEUMADE EVERWEAR WITH BALL BEARINGS

Light Running • Silent • Everlasting

We've built a national reputation on Rewinders. There are more Neumade Rewinders in use in the industry than any other make.

The NEUMADE EVERWEAR with BALL BEARINGS is the finest implement in its field which we have ever turned out. We have taken the EVERWEAR construction details which we know are fine—two-piece cast housings, channel reinforcements, balanced crank-shaft, tough, precision gears, etc.—and added the outstanding feature of ball-bearing construction where the work load makes it desirable.

The rewinder shaft rides in unit hardened steel ball-bearing races which are forced onto the shaft under such pressure that the shaft and races are practically one piece. There can be no wear on the shaft itself or housing bearings.

From the operator's standpoint the NEUMADE EVERWEAR with BALL BEARINGS is the easiest running rewinder ever made—60% less pull—, the quietest one ever made, and the easiest to take care of since it requires the minimum of lubrication.

Geared Ends Only

**3-BB** Each **\$8.50**




*These are the ball-bearing races which do the trick—they're the best—hardened steel throughout*



# PORTABLE FILM CLEANING MACHINE

of Exceptionally Smart NEUMADE Design and Manufacture



S-1000

\$25.00

Where sound-on-film installations are used nothing but perfectly clean film absolutely free from oil, dust, and all foreign substances will give the desired projection results.

Here's a Neumade Product primarily designed to protect the investment of every theatre in the country.

Portable—light and compact made to bolt on any table.

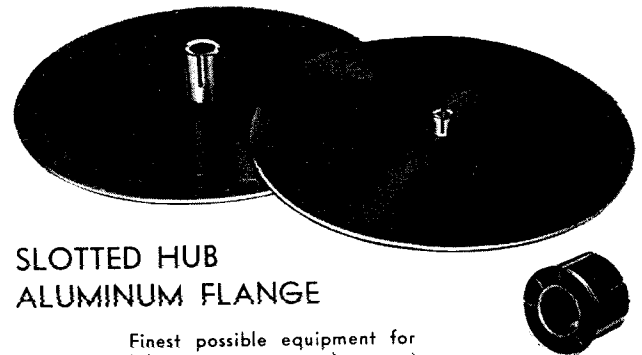

Film is easily and quickly threaded through the machine. The cleaning pad rollers hold plenty of fabric material.

**AN ABSOLUTE NECESSITY  
WHERE PERFECT SOUND  
REPRODUCTION IS DESIRED**

*Instantly Removable Rollers.  
Silk Velvet Cleaning Pads  
Easily Renovated or Renewed.*

## TRIPPING and MOUNTING FLANGES

In several styles and models to meet the diversified requirements of the industry. All precision machined to fit standard rewinders shafts without play or back-lash. Stationary or sliding hubs.



**SLOTTED HUB  
ALUMINUM FLANGE**

Finest possible equipment for laboratory use — and a great bet for exchanges. Lightweight makes easy running. Male and female brass hub members held together through spring tension construction. Bakelite core on which raw stock comes from manufacturer fits hub of flange

Complete with 2 Bakelite Cores.

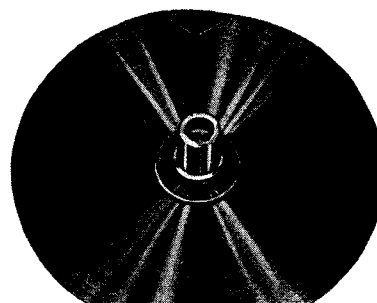

AF-1 \$15.00

**DISHED SURFACE  
Heavy Spring Brass**

With "dished" rim for easier and safer film handling. Ten-inch diameter only.

STATIONARY HUB

SLIDING HUB




**FLAT SURFACE  
Heavy Spring Brass**

STATIONARY HUB  
SH 6" Single \$5.25  
SH 8" " 5.50  
SH 10" " 5.75

SLIDING HUB  
SLH 6" single \$5.50  
SLH 8" " 5.75  
SLH 10" " 6.00

# PRECISION FILM MEASURING DEVICES



Practically every operation connected with the handling of Sound Film requires the use of Film Measuring Devices—and they must be accurate. Neumade equipment is machined with the utmost care, only the best materials are used, and they always do a job which can be relied upon. The counters with which they are equipped are of the finest made.


## MEASURES BOTH FOOTAGE AND FRAMES

Cast base, mechanism, and gear housings finished in black enamel. Five-digit counter measures both footage and frames. Single eight-frame sprocket hub finished in chrome with frame slots to make cutting easy. Guide rollers polished chrome finish. White acid-resisting, light-reflecting porcelain base.

M-38-S (1 Hub) \$45.00

M-38-D (2 Hub) \$65.00

M-38-T (3 Hub) \$85.00




## SYNCHROMETER

For faster and safer measuring operations. Sixteen-frame sprocket hubs—machined from aluminum castings—have centers so high from base that film runs almost level from the rewinders eliminating pull and friction. Entire foot of film passes through at each revolution. Base is of acid-resisting, light-reflecting white porcelain cast gear housing and shaft support finished in black enamel; all guide rollers heavily plated in chrome. Counters have five digits, measuring both footage and frames.

M-75-S (Single Hub) \$110.00



M-75-D (Double Hub) \$120.00

Multiple Sprocket Models on Special Order  
Prices on Request




**SPECIALLY ASSEMBLED  
AND MOUNTED UNITS  
OR SYNCHRONIZING  
AND MEASURING**

Designed and constructed to meet the most exacting requirements



Leading film companies and laboratories use these special units. Illustrations show (1) the double-hub measuring machine with the two-reel Synchro Rewinder and (2) the triple-hub measuring machine with the triple-reel Synchro Rewinder. The mounting board is of hard wood, with a felt bottom, covered with acid-resisting light-reflecting white porcelain.

**PRICES ON REQUEST**



**STANDARD MEASURING MACHINE**


Mechanism base and gear housings finished in black enamel. Four-digit positive action counter progressing one number to each foot of film. Single eight-frame sprocket hub, finished in chrome, with frame slots to make cutting easy. Guide rollers in same chrome finish. White porcelain light-reflecting base. Multiple-sprocket models, same type, at slightly higher prices.

- M-37-S.            \$35.00
- M-37-D.            \$55.00

**SYNCHRONIZER**

Not only counts and designates footage and frames but enables operator to locate any given set of sprocket holes. An unequalled and invaluable aid in "synchronizing" one reel with another. In two models—one with two sprocket hubs mounted in parallel on the same shaft (as illustrated) and the other with a single sprocket hub. The primary use of the double-hub model is to mechanically check, in the process of assembly or inspection, one possibly imperfect reel against a reel known to be perfect.


Mounted on acid-resisting white porcelain light-reflecting base of generous size. Images of the film are easily seen without the aid of artificial or supplemental light. Sprocket hubs are enameled in white—to keep the operator constantly informed of what he is doing. Lateral slots on the hubs exactly mark each frame—a slit with a razor blade makes a cut for a perfect splice.



- SINGLE HUB MODEL . . . . \$125.00**
- DOUBLE HUB MODEL . . . . \$135.00**


Multiple Sprocket Models on Special Order. Prices on Request

# BLOOP PUNCHES



You Can't Properly Eliminate Bloops Without This Punch

"B-L-O-O-P!" is the jarring noise, inevitable, when the sound track is not properly blacked out at the splice. Accuracy and uniformity are essential in the sure elimination of bloops. With the use of mechanically accurate punches, the laboratory can be assured of no discredit for bloops in projection. Variable area and variable intensity types of sound track require different types of punches. Therefore, we carry in stock punches with the cutouts as illustrated, or can make up any special design you may desire. In ordering stock bloop punches, use numbers shown under illustration. For special punches, send drawing giving length dimension, and type of sound track.

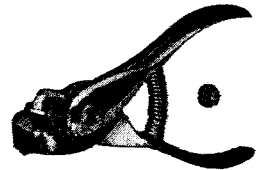


WE-1                      RCA-1                      SPECIAL                      WE-2

## NOTCHERS and EMBOSERS

No. 1—"V" Notcher to quickly correct the difficulties caused by broken sprockets in film being projected \$6.50

No. 3—Film Embosser—For marking either positive or negative film (up to three characters) \$4.00






# FILM MUTILATORS

A simple, sure apparatus to perform the necessary operation of mutilating and destroying printed positive and negative motion picture film. Invaluable in exchanges and laboratories. Overall size—13½" wide, 10½" high, 5" deep. Finished in black baked-on enamel. Cast iron housing with drop-down door with tension spring catch. Clean-out drawer. Film threads through guide rollers right and left, under tension guide roller inside case, and over mutilating drum in which are set sharp-toothed knives to cut slots every 2½" inches. Works with rewinders. SPECIAL MODELS TO DESTROY EACH FRAME IF DESIRED. ALSO MODELS TO DESTROY BOTH PICTURE AND SOUND TRACK AT SAME OPERATION. Delivered complete with bolts to affix to any table. Can be easily rigged for motor drive.

FM-1 . . . . \$40.00

(MUTILATES PICTURES AND SOUND TRACK) FM-2 . . . . \$45.00






*The STANDARD FINISH of all Neumade Products is baked-on olive gray enamel. Other finishes are available at slightly higher prices. . . . We're proud of the "looks" of the equipment we sell. Only the best paints and enamels are used—and they're sprayed and baked.*

# THERE'S A DIFFERENCE in FILM TABLES

There's a reason — established through many years of experience—for each of the many little refinements found in NEUMADE TABLES. They're just the right dimensions to do the job for which they are intended. They're reinforced just where they must have reinforcing if they are not to rack themselves to pieces under the severe strains and stresses to which they are subjected.

In the unusually complete line of so-called stock models, carried in both our show-rooms in New York City and our factory in Buffalo for immediate shipment, there will be found something to exactly meet practically any need of the motion picture industry. As an additional service feature Neumade Products Corporation can provide promptly any form of special table equipment which may be required. You may have precisely what you want in dimensions — to fit any unusual condition — Or we'll work out for you any pet ideas you may have, as in the case of special equipment for studio, laboratory, or exchange use.

While heavy-gauge sheet steel tops are standard, acid-resisting, light-reflecting white porcelain tops are supplied on special order as are also battleship linoleum tops with brass-bound edges.



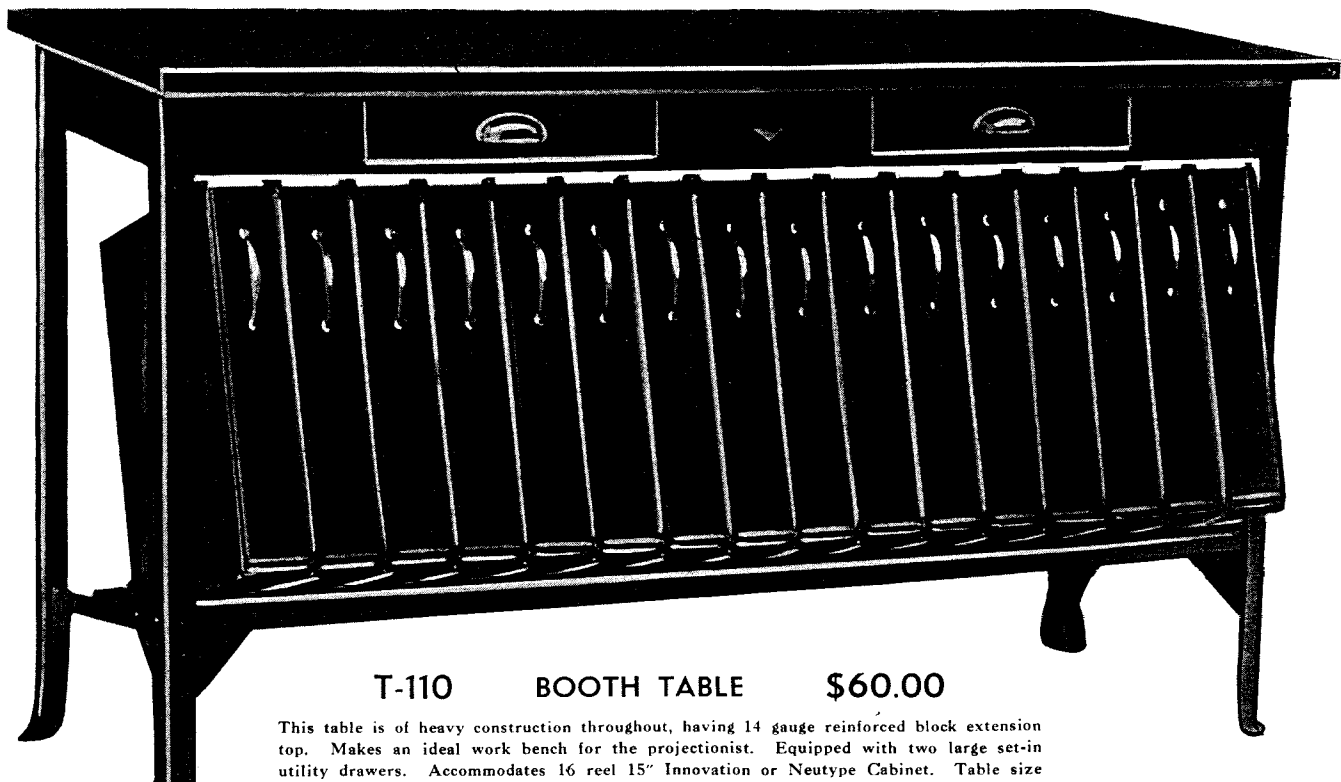
*In most "model" film rooms throughout the United States, where the highest efficiency on the part of the operators is achieved through the use of the best equipment, Neumade products are almost exclusively used. Here are some interesting examples of what the "best dressed film room should wear." Neumade tables, rewinders,*





**T-114 BOOTH TABLE \$110.00**

For the booth in the larger theatres, with every refinement to make the projectionist's work easier and faster. Drawers for tools, titles and seals. Four carbon compartments. A chute and conveniently designed magazine for scrap film. Size—63" long, 24" wide, 38" high. Three-inch block extension top. Space in bottom rack for 10 reel 15" Innovation, or Neutype, Film Cabinets.



**T-110 BOOTH TABLE \$60.00**


This table is of heavy construction throughout, having 14 gauge reinforced block extension top. Makes an ideal work bench for the projectionist. Equipped with two large set-in utility drawers. Accommodates 16 reel 15" Innovation or Neutype Cabinet. Table size



T-104  
Booth Table

40" long, 18" wide, 38" high. Heavy-gauge sheet metal top, angle steel legs and center drawer. Rack holds 10 reel Innovation, or Neutype cabinets.

\$22.50



T-105  
Booth Table

Heavy-gauge sheet metal top, angle steel legs. 60" long, 26" wide, 38" high. Center drawer 10" x 14" x 3 1/2". Rack takes 17-Reel Innovation, or Neutype cabinets.

\$40.00



T-116  
Booth Table

Heavy gauge reinforced steel top angle construction. 60" long, 26" wide, 36" high with 3" block front extension. Three big drawers, with locks. Side compartment for scrap film; self-closing door and clean-out slide at bottom. Rack holds 10-unit Innovation, or Neutype cabinet.

\$80.00



T-100  
Booth Table

34" long, 16" wide, 38" high; 3" block front extension for clamp-type rewinders; set in center drawer, heavy steel shelf 8" from the floor. Will hold 9-reel cabinet.

\$25.00



T-132  
Projector Table

For stereopticons, portable projectors, or effect machines. Heavy steel construction throughout. Has reel rack, shelf, and tilting top easily operated. Standard finish, baked-on olive gray enamel—white enamel at 20% extra. Size 18" x 34" x 34" with 6" tilt.

\$25.00



T-102  
Booth Table

Constructed with 14-gauge reinforced steel top, having heavy reinforced legs with cast feet. Set-in drawer, 3" block extension front. Holds 12 section Innovation or Neutype Cabinet. Size 45" long, 20" wide, 38" high.

\$25.00

# SPECIAL TIMING TABLES


Neumade Products Corporation's pre-eminent reputation for producing equipment to meet the most exacting needs of the industry is strikingly illustrated in these Special Timing Tables. Many of them are working in the best equipped laboratories in the country. While the general design idea is the same in each case, practically every individual table has in it something just a little bit different to conform to the peculiar ideas of those who use it.

The table illustrated has a white light-reflecting, acid-resisting porcelain top 42" long and 18" wide; it stands 28" high. The slant-surface timing top has a viewing panel 4" wide by 8" long with an inset of heavy translucent glass. Beside the viewing surface, in the same eye-range, is a place for the timing record sheet, with a clip to hold it securely in place for writing purposes. The film to be "timed" comes off the bottom reel held by a standard rewinder shaft affixed to a square shaft support which slides back under the table when it is not in use; a thumb-nut fastens it. A set of guide rollers at the bottom of the viewing panel and another set at the top keeps the film exactly the same distance from the glass as it travels to the standard geared rewinder at the top.

Table is of heavy-gauge sheet steel and angle steel construction. Timing top is of sheet steel. Equipment includes 4' rubber insulated cord to light socket inside the top and a switch, conveniently located, to operate the light.


PRICES ON REQUEST

TIMING TOPS  
(Without Table)  
SOLD SEPARATELY




T-125 \$30.00  
Single Inspection Table

Fits tight quarters in inspection or cutting room—42" long, 22" wide, 30" high. Angle steel legs, reinforced heavy gauge sheet steel top. One utility drawer, 10" x 14 1/2" x 5".



T-127 \$35.00  
Double Inspection Table

Size—42" x 28" x 30". Two deep drawers for tools, etc. Heavy-gauge sheet metal top. Steel angle legs with spot-welded reinforcing gussets.



T-140 \$52.00


Double Inspection Table

Chute and magazine for scrap film. Two drawers.



T-145 \$88.00  
Inspection Table (Special)


Unusually heavy—top 10-gauge armor plate steel reinforced and covered with battleship linoleum, or white porcelain. Safety chute for scrap film. Two leader boxes imbedded in table. Size 36" x 48" x 31".



**T-133  
SHIPPER'S DESK**

Heavy gauge sheet steel and angle construction. Split top—6" flat surface and 20" inclined surface that lifts up to disclose stationery storage compartment. One drawer, 3" deep. Three shelves. Bottom compartment 15" high, door hinged at side. Overall, 49" high, 24" wide, 26" deep. Standard finish baked-on olive gray enamel.

**\$65.00**



**S-315  
UTILITY DESK**

Same general construction and finish as S-313. Eight drawers—four 3½" deep, one 4" deep, one 5" deep, and one 7" deep. Strong steel pulls and brass index card holders. Collapsible leaves. Tray on top, 18" x 3".

**T-156 SHIPPING TABLE**

Place for everything used in handling film, posters, etc. Top 60" x 28"; 3" block extension 30" high; two shelves 60" x 8", each with 10" clearance, enclosed on three sides. Four roomy utility drawers. Heavy gauge sheet steel, reinforced angle steel legs. Standard finish, baked-on olive gray enamel.



**\$85.00**



**S-313  
PROJECTIONIST'S  
DESK**

Top slanted to provide perfect writing surface; top lifts to disclose compartment for writing and marking materials. Four carbon bins. Four drawers—two fitted for titles and seals. Strong collapsible leaf on either side. Size 15" deep, 20" wide, 47" high. Width increases to 45" with leaves up. Heavy gauge sheet steel with reinforced angle steel legs. Standard finish, baked-on olive gray enamel.


**\$50.00**



**S-314  
SHIPPER'S DESK**


Slanting top, lifts to disclose compartment for writing and marking materials. Drawer 16" x 14" x 4½". Bottom shelf 8" from floor. Overall size, 46" x 18" x 14". Heavy gauge sheet steel, reinforced angle steel legs.

**\$30.00**



**T-165 SHIPPING TABLE**


Top area, 8' x 34"; 30" high. Top of 10-gauge plate steel over heavy reinforcing members. Six 2" angle steel legs with spot-welded gusset reinforcements. Free sliding drawers 24" long, 16" wide, 4" deep. Bottom



**ACCESSORY CABINET**  
(Wall Type)

All steel constructed. Two reinforced self-closing doors with handle locking device. Six shelves with front edge turned up. Will set on table or hang on wall. Size 36" high, 24" wide, 6 1/2" deep.

**WAC-1 \$35.00**



**TITLE and SEAL CABINET**  
(Wall Type)



Built of all steel, having reinforced self-closing door with snap lock catch. Equipped with four shelves and memorandum holder fastened to inside of door. Overall size 22" high, 15" wide, 4" deep. Finished in black or olive grey baked-on enamel.

**WTC-1 \$22.00**

**UTILITY FILE CABINET**

A smartly designed cabinet adaptable to many urgent needs in the office or work-room. Intended primarily for the safe preservation of original photo-engravings and accessories of small size. Ten drawers, each 10" x 15", one inch deep. Overall height 14". Olive-gray baked-on enamel.

**S-320 \$18.00**



**DESK HEIGHT CABINET**

Especially adapted for stenographic use—fits beside the desk to hold extra supplies and accessories. 21 inches wide, 15 inches deep, 31 inches high. Two adjustable shelves. Lock and two keys. Heavy gauge sheet metal.

**PORTABLE PROJECTION BOOTHS**

Built in strict conformity with the Board of Fire Underwriters specifications and requirements; approved in all localities. Can be used as permanent installation. Heavy reinforced angle iron frames panelled with 1/4" Transite Board. All necessary projection and observation ports, fire shutters, etc.

for  
**ONE MACHINE**


4' wide, 6' long,  
7' high.  
Two ports—door  
at one end.

**\$160.00**

for  
**TWO MACHINES**

8' wide, 9' long,  
7' high.  
Four ports—door  
at one end.

**\$250.00**






ROSS LENS HOLDER  
and SPLIT ADAPTER

Fits all standard projectors. Takes the lens of lesser diameter required for sound-on-film projection. Holder die-cast 3 1/2" over-all diameter; aperture 2-1/16" diameter. Split adapter of spring brass. Both parts heavily enameled in black.

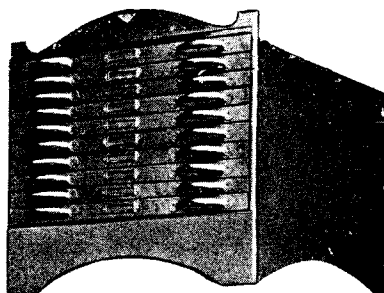
L-321 (Holder) \$2.00  
L-322 (Adapter) 1.00



CARBON CABINET

Three bins for carbons—two 6" x 6" x 18" and one 6" x 12" x 20". Tool drawer 6" x 12" x 18" and additional spacious compartment, with hinged cover, for miscellaneous items. Flat top area 10" x 12". Overall size 12" x 18" x 24". Standard finish baked-on olive gray enamel.

S-309 \$35.00



S-551

GELATINE CABINET  
(Table Style)

Same construction as S-550. Twelve drawers. Overall height 16".

\$75.00

S-550


GELATINE CABINET

For storing gelatine sheets. Keeps them moist and flexible. Twenty-four drawers, each 24" x 22" x 7/8". Push-hole in bottom of each drawer to lift sheets. Brass index card holder and two pulls on each drawer. Stands 59" high. Standard finish baked-on olive gray enamel.

\$165.00



TICKET BOXES

*This latest model has inverted pyramid top with double slot opening tightly guarded.*



Stock models illustrated are 36" high, 10" square. Heavy sheet metal, spot welded, with extra sheet metal reinforcements on all edges. Generous sized, free sliding drawer with locks. Baked-on duotone enamel in harmonizing shades of buff and brown. Special finishes on request to conform to any theatre decorative scheme, at slight additional cost.

TB-1 (Square) \$30.00  
TB-2 (Pyramid) 30.00  
TB-3 (Inv. Pyr. Top) 35.00




S-300

TITLE AND SEAL  
CABINET

Ten channel slide drawers 18" long, 14" wide, 3" deep—each fitted with removable compartments for 35 M.M. film. Latest model has bottom drawer not fitted—for tools—6" deep. Standard finished baked-on olive gray enamel. Brass pulls and index card holders.


\$90.00



S-317




CARBON CABINET

Overall size 18" high, 10" wide, 10" deep. One full-width drawer 4" deep. Two carbon compartments 4" wide, 10" high, 10" deep. Standard finish baked-on olive gray enamel.



# REELS--


to meet every requirement in the industry. In them are embodied the newest construction features to insure the maximum strength and wearing qualities.



## WIRE REELS

Rigid spokes about 3/16" in diameter. Rolled rims—no sharp edges—smooth joints. Generous size hubs and splendid balance throughout to make for easy running. Substantial core construction with close-fitting spoke slots and tension secured by screw socket bolts. Fit standard rewinder and projection machine shafts close and allow no play or back-lash. Finished in non-corroding cadmium.

SW-10	(10" dia., 1,000 ft. capacity, 2" hub)	.75
SW-11	(11" dia., 1,000 ft. capacity, 5" hub)	2.75
SW-14	(14" dia., 2,000 ft. capacity, 5" hub)	3.00
SW-15	(15" dia., 2,000 ft. capacity, 5" hub)	3.00



## SPECIAL CASES and CANS


For special uses in the theatrical, non-theatrical, and purely commercial field there are stock cases and cans in the Neumade line. Prices on request.

## ALL STEEL REELS

SP-1	(14" dia., 2,000 ft. capacity, 2 1/2" hub)	\$2.00
SP-2	(10" dia., 1,000 ft. capacity, 2" hub)	1.00
SP-3	(7" dia., 500 ft. capacity, 2" hub)	1.00

## SHIPPING and CARRYING CASES

Meet all the requirements of the I.C.C. Heavy-gauge galvanized metal, fibre lined, and equipped with dependable hinges and locking device. Standard cases are for 10" reels; cases for larger size reels on special order.




## CARRYING CASES

2-Reel	\$5.00	6-Reel	\$7.00
4-Reel	6.00	8-Reel	8.00

## SHIPPING CASES

1-Reel	\$2.00	5-Reel	\$3.50
2-Reel	2.50	6-Reel	3.75
3-Reel	3.00	7-Reel	4.25
4-Reel	3.25	8-Reel	4.75
		9-Reel	\$5.25



# The SAFE STORAGE of MOTION PICTURE FILM

**M**OTION picture film, used commercially, is, practically without exception, almost entirely nitrate cellulose, a chemical product which burns with explosive ferocity. Safeguards in its handling — dictated by governmental regulations which have little uniformity throughout the country—have been set up, however, with less regard for the "explosive" nature of the film than for the control of the poisonous fumes and gases which film releases as it decomposes under heat. Danger from these fumes and gases is always present—since a lot less heat than is required to make film burn, or "explode", is sufficient to create poisonous gases which are distinctly harmful to those in projection booths, laboratories, exchanges, etc. who constantly inhale them.

Film storage, with all of its ramifications, is, perhaps, the most important item in the conduct of the motion picture business. As such it has entered greatly into the activities of Neumade Products Corporation during the many years we have been in business. It is a reasonably safe assertion that we have built and supplied more film storage devices — including projection booth cabinets, exchange storage cabinets, etc. — than any other manufacturing concern in the world.

The special cabinets described in this section of our catalogue represent the last word in construction of equipment for film storage purposes.

With due regard for all governmental regulations—we do not hesitate to offer the NEUMADE FUMETITE FIRE-PROOF FILM CABINET as the safest, most convenient, and altogether most satisfactory booth storage device ever developed. Thousands of dollars were spent in experimental work before the first finished cabinet was produced. Tests — rigid and practical — were run to prove conclusively that (1) a raging fire outside the cabinet will not ignite the film inside and (2) that the complete decomposition by fire of the film inside the cabinet will not release in an ordinarily tight room fumes or gases dangerous—to those in the room.

The FUMETITE, with the sprinkler head, permits the storage of the maximum amount of film in any projection booth. The FUMETITE, without the sprinkler head, meets all the requirements where smaller quantities of film are handled; the unit construction idea applied to these smaller models permits of easy expansion of storage facilities as need requires—and the simple installation of a sprinkler head in one of the units at a time not only covers existing laws but guarantees the absolute safety of the installation.




FOURTEEN  
NEUMADE FUMETITE CABINETS

—constitute the Film Booth Storage Equipment in Radio City Music Hall and the Center Theatre, in Rockefeller Center, New York City, the finest indoor amusement auditoriums in the world—where nothing but the best would do!



# FUMETITE

## FILM CABINET



F—12  
with Sprinkler Head

Takes twelve 2,000-ft. reels, in two tiers of six each. Approved, quick-fusing sprinkler head enclosed in heavy gauge wire-mesh. Water feed line  $\frac{3}{4}$ ". Outside dimensions—Cabinet proper—46" high, 20 $\frac{1}{2}$ " wide, 20" deep; Stand—24" high, 21" wide, 20" deep; overall (including cabinet, stand, slanting top, fixed vent)—82" high, 22" wide, 21" deep. Door can swing from either side; specify when ordering.

\$300.00

There's real economy in the installation of the Neumade FUMETITE FILM CABINET. Careful examination by fire and insurance authorities in any section of the United States will disclose that the FUMETITE more than meet all legal requirements and it follows that theatres using this most modern booth storage equipment must be granted lower insurance rates than where inferior equipment is used. FUMETITES are sold for installation in New York City on an absolute guarantee that insurance reductions will be given.

### NOTE THESE REMARKABLE CONSTRUCTION FEATURES:—


- 1—Constructed throughout of 18-gauge steel, with all joints welded.
- 2—Precision-fitted fume-tight double-seal door sealing channels asbestos lined.
- 3—Equipped with never-failing plunger type door pull with adjustable tension.
- 4—Three-point never-failing automatic door-locking device of our own design. Door closes and locks automatically.
- 5—Equipped with approved quick-fusing sprinkler head protected by heavy gauge non-rusting wire mesh enclosure.
- 6—Double-wall construction throughout—filled with 1 $\frac{1}{2}$ " of poured approved plastic heat and fire resisting compound.
- 7—Equipped with over-size vent, 8"x10" (80 square inches). This is considerably more than is required by law and provides double protection against the accumulation of dangerous fumes or gases.
- 8—Vent pipes are of 18-gauge steel, inner lined with  $\frac{1}{4}$ " asbestos board. Connection flanges are special castings which bolt together with insulating gaskets between connections.
- 9—Each reel stands alone, supported by heavy steel rod separators.

AN INSURANCE REDUCTION


OF 25 CENTS PER HU  
WHERE FUMETITE CABINETS F

# FUMETITE

## FILM CABINET



F.D. - 12



F-6

F-6

Requires No Sprinkler Head

Takes six 2,000-ft. reels. Outside dimensions—Cabinet proper—23" high, 20½" wide, 20" deep; overall (including cabinet, fixed vent, and slanting top)—59" high, 22" wide, 21" deep. Door can swing from either side; specify when ordering.

\$200.00



F.D. - 12

When two six-reel units are used, one on top of the other, each unit is separately vented to the outside air.


\$360.00

10—Humidifier tray in each cabinet, providing practical means of supplying needed moisture to stored film.

11—Slanting top—to discourage the tendency to use any flat surface as a place on which to pile miscellaneous articles.

12—Utility drawer for tools, etc., is provided in sub-base which also raises the cabinet to an easy working height.

13—Standard finish, baked-on (two coats) olive gray enamel. Chrome plated door pull and hinges. Other enamel finishes available at slight additional cost.




Vent pipe for Neumade FUMETITE FILM CABINETS is made in standard lengths and units



# The FIRE SAFE

## CABINET



**FS-1**

(Illustrated)

Takes twelve 2,000-ft. reels in two tiers of six each. Approved, quick-fusing sprinkler head enclosed in heavy gauge wire-netting. Water feed line  $\frac{3}{4}$ ". Outside dimensions—cabinet proper—49" high, 18" wide, 20" deep; stand—24" high, 18" wide, 20" deep; over-all—including cabinet, stand, fixed vent, and sprinkler pipe projection) 83" high, 19" wide, 20" deep. Door can swing from either side; specify when ordering.

**\$225.00**

The  
**DOLLARS**  
and **SENSE**

### OF THE BOOTH CABINET SITUATION

Where safety — only within the meaning of the governmental regulations in many sections of the United States — is the sole requirement, it is possible to use the FIRESAFE FILM CABINET. Installations of this cabinet, in New York City, have been approved and insurance reductions allowed.

The FIRESAFE has been manufactured to meet the price requirements of those not at the moment disposed to install the FUMETITE. Savings have been effected wherever it has been possible to do so without sacrificing the vital details of construction.


FIRESAFE has the same film capacity as the F-12. It has the same approved, quick-fusing sprinkler head rig and the same precision-fitted door with infallible automatic three-point self-locking device and never-failing plunger-type adjustable self-closing door pull.

There are double walls of heavy-gauge steel plate—but air space instead of fire-proofing compound is depended upon for protection from heat and flame.

The fittings—including locks, hinges, door pulls, etc.—are enamelled in the same finish as the cabinet itself, i.e., baked-on olive gray enamel.

The FIRESAFE is vented with a round steel plate pipe, standard 8" diameter, making it possible to use any fire-resisting iron or galvanized piping, with standard fittings, for the continuation of the vent. This vent pipe should be wrapped with inch-thick sheet asbestos.

There has been no stinting in care or quality of materials used in this less expensive cabinet. It is the best that can be bought for the money.



**APPROVED FILM CABINET**  
75-REEL CAPACITY

For film exchange and general storage use. Eighteen-gauge sheet steel, reinforced, throughout. Double hollow walls 1½" thick. Five angle racks to hold 10" reels in vertical position. Approved sprinkler head protected with heavy gauge wire mesh. Eight-inch round vent pipe. Self closing double door with three hinges and 3-point automatic locking device; lock and two keys. Size 74" high, 36" wide, 17" deep.

PRICE ON REQUEST

**SPECIAL X-RAY  
FILM CABINET**

Especially engineered and designed for use in the laboratories of hospitals, public institutions and doctors' and dentists' offices where the constant accumulation of nitrate cellulose X-Ray negatives develops a very definite fire and explosion hazard.


Interior fittings, including perforated steel shelves, adapted for standard size negatives—but available according to any lay-out plan given.

Eighteen-gauge sheet steel, reinforced, throughout. Double hollow walls, 1½" thick. Approved sprinkler head protected with heavy-gauge wire mesh. Eight-inch round vent pipe. Double walled hollow self-closing door with three-point automatic locking device, lock and two keys. Size—70" high, 36" wide, 18" deep.

*Also suggested as equipment in research and testing laboratories of industrial plants.*

PRICE ON REQUEST


SPECIAL  
CABINETS  
OF ANY  
KIND  
AND  
SIZE  
MADE  
TO  
ORDER



**APPROVED FILM CABINET**  
25-REEL CAPACITY

For film exchange and general storage use. Eighteen-gauge sheet steel, reinforced throughout. Double hollow walls 1½" thick. Three angle racks to hold 10" reels in vertical position. Approved sprinkler head protected with heavy-gauge wire mesh. Eight-inch round vent pipe. Self-closing double door with 3-point automatic locking device; lock and two keys. Size—56" high, 22" wide, 17" deep.

PRICE ON REQUEST




# THE "Neutype" CABINET

LOWEST IN COST OF ALL BOOTH CABINETS

In Neumade's comprehensive line of safety equipment for the storage of motion picture film is included every known style and type of film booth cabinet.

Where the lowest possible first cost must be considered the market affords nothing better than the NEUTYPE and INNOVATION styles.

Constructed of sheet steel with inner reinforcements and between the 1" hollow wall, which separates each section. Each compartment holds a 15" reel of film, which rides on a segment carriage that is securely fastened to the inside of the door. When the reel is placed on the carriage, it automatically closes the door holding it firmly closed at all times.



## The NEUTYPE

is the least expensive in the line and is attractive in appearance as well as substantial in construction. Each door is fitted with a smooth full grip handle. Standard finish baked-on olive gray enamel.

Made For 15" Reels and in These Sizes Only

5-REEL UNIT	\$12.50
6-REEL UNIT	15.00
8-REEL UNIT	20.00
10-REEL UNIT	25.00
12-REEL UNIT	30.00

## INNOVATION THE UNIT IDEA IN FILM CABINETS



Tens—possibly hundreds—of thousands of these INNOVATION FILM CABINETS are in use throughout the United States and in foreign countries. The Unit Idea has proven extremely popular. Each cabinet holds just one reel of film—and you can increase your storage capacity easily and inexpensively as the need presents itself; four small bolts through outside flanges do the trick. Standard finish, baked-on olive gray enamel.

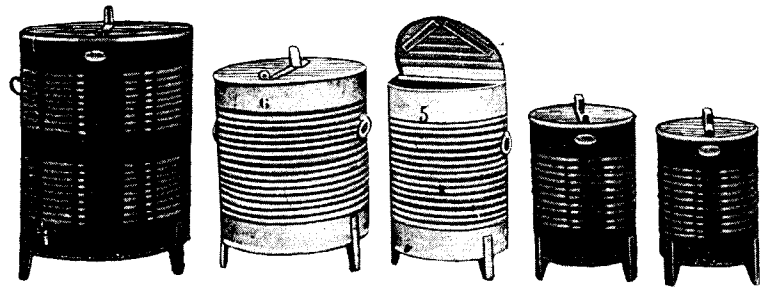
for 10" REELS, per Unit \$4.00

for 11" REELS, per Unit 4.50

for 15" REELS, per Unit 4.50

for 18" REELS, per Unit 7.00






**SELF-CLOSING SCRAP FILM CANS**

Sturdily constructed of heavy gauge sheet steel with corrugations to add strength. Tight self-closing covers. Drop handles of cast steel. Legs of heavy gauge strap steel doubled at point of floor contact for extra strength and ease in movement. Finished in Safety Red baked-on enamel.


NO.	8	7	6	5	4	3	2
Size,	24x40	22x32	20x28	15x24	14x22	14x20	12x18
EACH	\$20.00	\$15.00	\$10.00	\$8.00	\$7.00	\$6.00	\$5.00



**WASTE PAPER CAN**

Safe neat depository for general refuse. Heavy gauge galvanized sheet iron. Reinforced sheet steel bottom, reinforcing bands of sheet steel top and bottom. Mid-section reinforcing band of galvanized iron. All seams turned and riveted. Drop handles. Tight-fitting conical cover with fixed handle. Size 24" x 40". Plain galvanized or in baked-on olive gray or red enamel.

PC-1 (Plain)	\$20.00
PC-2 (Enameled)	22.00



**SAFETY CARBON CANS**

Heavy steel outer can with inner bucket of heavy galvanized steel with strong bail—water-tight but commonly used as a container for sand to absorb heat of freshly burned carbon butts. Cover operated by foot lift. 16" high, 12" in diameter. Two finishes—white and red, both in baked-on enamel.

CC-1, WHITE,	\$5.50	CC-2, RED,	\$6.00
--------------	--------	------------	--------



**STEP-ON CANS**

Small, light, convenient receptacles for any waste material. Overall size 11" high by 14" in diameter. Separate inside galvanized iron pail with strong wire bail. Free action foot pedal raises lid which falls into place when foot pressure is released. Baked-on red or white enamel.

SC-1	\$3.75
------	--------

**IMMERSION SCRAP FILM CANS**

IC-1	\$24.50
------	---------


There is a positive—and reasonable—requirement that all scrap film be submerged in water. The Neumade Immersion Scrap Film Can is of 12-gauge sheet steel with heavy reinforcing rims, welded seams and guaranteed water-tight. The half self-closing cover with spring hinges is detachable. The wire basket is of heavy gauge mesh galvanized wire and absolutely rustproof. Indestructible swivel casters, steel cored and rubber faced, make the can easy to move. Size, 20" diameter, 28" high. Finished in bright red baked-on enamel.



**LINING BAGS FOR CUTTING BARRELS**

Made in three sizes to fit standard Fibre Film Cutting Barrels. In either Cotton Flannel or Muslin, full fashioned, with generous over-length to fold over top of barrel. Indispensable for preventing scratches or sparking from friction.

LB-1	12 x 36	\$3.00
LB-2	18 x 28	3.50
LB-3	20 x 30	3.75



**FIBRE FILM CUTTING BARRELS**

Three standard sizes, all of same general construction. Heavy fibre with hard glaze finish. Seams glued and riveted. Extra heavy fibre kick band. Metal bottom, metal binding around top and around cut-in handles.

CB-1	12 x 36	\$ 7.50
------	---------	---------


# NEUMADE FILM CEMENT

First choice in many leading theatres and exchanges. Non-corroding, non-buckling—and it doesn't burn the fingers.

Quart Bottle \$2.00  
Gallon (4 Bots.) 7.00

for NON-FLAM FILM  
(In 3 Useful Sizes)

Quart Bottle \$2.75  
4-Oz. Bottle .50  
Small Bottle .30



### CEMENT BRUSHES


Finest camel's hair tightly bound and glued in short quill holder.

5c Ea. 50c Doz.  
Cement Bottles 15c Ea.

## "BIG THREE" APPLICATOR SET

Best applicator set in center. Two others, with wood-topped corks—one for Etone Ink and the other for writing ink or ear water. Rack for pens and clips. Fully white porcelain finish, nickel-plated


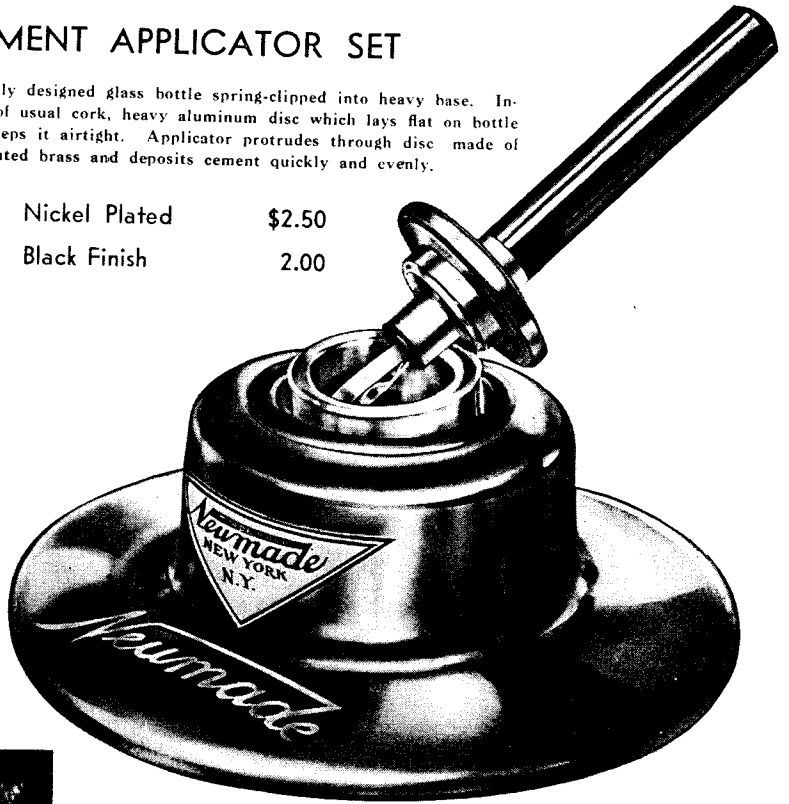
AS-3 \$6.00



## CEMENT APPLICATOR SET

Specially designed glass bottle spring-clipped into heavy base. Instead of usual cork, heavy aluminum disc which lays flat on bottle and keeps it airtight. Applicator protrudes through disc made of soft fluted brass and deposits cement quickly and evenly.

AS-1 Nickel Plated \$2.50  
AS-2 Black Finish 2.00





### REPLACEMENT PARTS Neumade Applicator Sets

1—Base: Nickel Plate \$1.50, Black \$1.00.  
2—Bottle 20c. 3—Applicator and Aluminum Cork 75c. 4—Applicator 50c. 5—Aluminum Cork 25c. 6—Spring 15c.

### SAFETY FILM LEADER BOX

Only device of its kind. Insures perfect protection against fire. Tight-locking malleable casting with spring door. Leader feeds from magazine through mouth tightly lined with asbestos felt. Two cement bottles conveniently fitted in the base.


SL-1  
\$6.00



### WORKING FILM BOX

A container for film on reels, or unmounted—which is being handled in exchanges, laboratories, etc., to keep it from being stacked around carelessly. Stands 23" high and occupies floor space 15" x 11". Storage chamber 14½" x 11" x 11". Gravity closing lid. Standard finish, baked-on olive gray enamel.

FB-1 \$10.00



### REWINDER PULLEYS

WITH SPECIAL BUSHINGS TO FIT ALL STYLES AND SIZES OF NEUMADE REWINDERS.



Cast aluminum, carefully machined. Three steel bushings with each pulley.

RP-3 (6")	\$4.00
RP-4 (8")	5.50
RP-5 (10")	7.50


Four-inch pulleys with fixed shaft openings—5-16" and 3/8" (Specify size when ordering).

RP-1 (Aluminum)	\$2.50
-----------------	--------

### FILM HORSES

For the convenient handling of demounted film. Accomodate reels up to 15" in diameter. Outside stanchions with bottom spring hinge and clasp. Bottom plates drilled for table bolts.

FH-1 (Single )	\$6.50
FH-2 (Double)	8.00



### FILM WAX

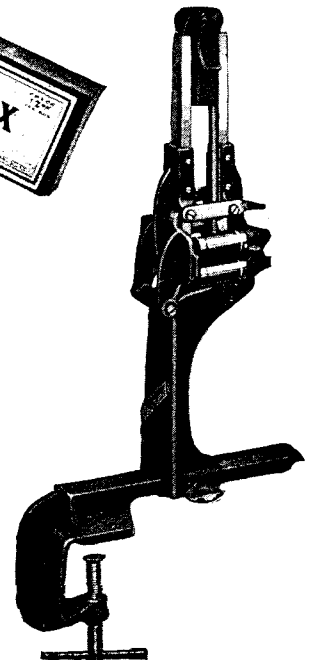
Made according to Neumade's own formula from imported waxes of the finest grades. Non-spreading—will not smear or creep over the emulsion on the film. Unequalled lubricating qualities.

BW-1 100 pcs. (Box) \$2.00

### FILM WAXERS

Release arm permits quick easy insertion of the film between the rollers. Wax bars, under easily controlled pressure, slide in upright slots. Waxer proper is adjustable on its own sliding clamp to allow perfect alignment with the film rewinders. No balky adjusting springs or nuts.

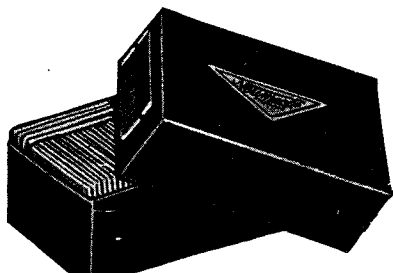
FW-1 \$30.00




### RAZOR SCRAPING BLADES

Brand new — not reclaimed. Ever-ready type, with the rigid back and heavy-gauge blade. Each protected with thick wrapper. One hundred to the box.

100 BLADES (Box) \$3.00






**EDITING RACKS**

designed to fit fibre barrels. Rack rim fits over barrel top, cross bars have projecting, pointed pins to keep film strips in order. These bars and pins have a smooth, chrome-plated surface. When ordering, give barrel dimensions.


- 1 (18" high) \$13.00
- 2 (36" high) \$14.00

**FIRE PAILS**



for sand or water use. Galvanized steel, enameled in bright red. The word "fire" printed in large letters.


75c each.



**METAL CHAIRS**

For use in projection booths—ticket booths—film exchanges—studios—laboratories, etc.

Constructed of angle, legs reinforced, with cross members. Having large metal seat and adjustable back rest to assure proper posture, which eliminates sitting fatigue. Finished in olive gray, baked-on enamel.





- 18" seat height \$6.00
- 20" 6.25
- 22" 6.50
- 24" 6.75
- 26" 7.00
- 28" 7.50
- 30" 7.75
- 18" Wire Chairs 7.00

If foot rest is required, \$1.00 extra.

**STEEL UTILITY STEP-LADDER**

Constructed of all steel. 30" high, 14" wide, 4" treads of heavy diamond plate steel, which provides sure, safe footing, large top platform. Collapsible leg supports, which are held in place by two simple but sure lock hinges. Folds flat. Finished in olive gray, baked-on enamel.

\$25.00



**SPECIAL FILM ROOM TRUCKS**

**FIBRE BARREL TRUCK**


Constructed of heavy steel, 4" reinforced band with barrel rest. Equipped with rubber tired ball-bearing noiseless rollers. (For 18" or 20" dia. barrel.)

BT-1 - \$8.50

**SHIPPING ROOM TRUCK**

Of extra heavy construction to withstand hard usage, 2" reinforced angle frame having a 1/4" diamond plate, steel top. Equipped with heavy duty rubber tire, ball-bearing noiseless rollers with detachable pull handle. Size 14" x 26". Finish, olive gray, baked-on enamel.

SRT-3 \$14.00





**LABEL PASTE**

sticks on everything—Metal, wood, paper, glass, etc.

translucent, and water proof when dried.

This paste is prepared to give the quick, lasting results so essential to most convenient use. Especially adapted for use in motion picture shipping rooms.

Gallon \$1.35  
 5 Gallons 1.00 per gal.

**NEUFLEX**

Cloth and Paper Back  
**ADHESIVE TAPES**

For industrial and other uses. Made in 10 yard lengths and in any width from 1/4" to 36".

This tape also made with flexible cloth or paper back, used by laboratories, cameramen and anywhere where masking or sealing is necessary. Always fresh. Sample and prices submitted upon request. When ordering, specify cloth or paper back and width.

**MAGNESIUM FLARES**

For night photography—parades—outdoor night events, etc.

1/2 Minute \$1.25  
 1 " 2.00  
 2 " 3.00  
 3 " 4.00


**CAUTION LABELS**



**I.C.C. APPROVED**

Size of label 4" x 4". Yellow stock, black type display. One thousand labels to the roll.

	Stock-printed	Your name and address imprinted
per M	per M	
1 Roll	\$2.90	
5 Rolls	2.50	2.75
10 Rolls	2.00	2.50



**MOVIETONE INK**

Nothing is more important in the perfect blacking out of sound film than the quality of the ink used. Neumade Movietone Ink is made after our careful researched formulas and only the finest grade chemicals and dyes are used. It is guaranteed not to chip, crack or flake off. Is rapid drying—opaque and light resisting. In laboratories, theatres, and film exchanges where quality and result are their foremost thought, Movietone Ink is used.

Small bottle \$1.00  
 4 Oz. bottle 2.00  
 1 Pint bottle 5.00



**MISCELLANEOUS**

**PASTE BRUSHES**

Full long bristles, tightly sealed to render long service. 3" wide. \$.40 ea.

**UTILITY OIL CANS**

A convenient can for use on large or small machines. Holds about one ounce of oil, having a 4" tapered spout. A handy tool in every office, exchange, laboratory or theatre. \$.25 each.

**MOTION PICTURE LEADER**


The four types of leader listed are of perfect stock. White Opaque—Clear—Black Opaque and (Frame-line Leader with or without sound track).

**WHITE COTTON GLOVES**

Full-fashioned, knitted fabric, good wearing quality \$3.50 per dozen pair.

**REWINDER PADS**

Of heavy sole leather or rubber, cut and punched to exactly fit bases of all type Neumade Rewinders. Prevent vibration, makes operation less noisy. Prevents table-finish wear, \$.25 each.



**PROGRAM, CIRCULAR, OR ANNOUNCEMENT HOLDERS**

Any size or style made to order. Above holder size 9" x 4 1/2" x 2 1/2".

\$1.25 ea.

**REEL BANDS**

Heavy kraft paper, with strong fibre button and cord tie. Band 34" long, cord 3/4". Stock-printed bands, which bear all the necessary printing, are carried in stock. Where special printed bands carrying your name, address, etc., are required delivery can be made within about three weeks.


	STOCK-PRINTED	NAME IMPRINTED
1M	\$12.00	\$14.00
2M	11.00	12.50
5M	10.00	11.00



**FIRE EXTINGUISHERS**


Approved by Underwriters' Laboratories

FA-1 1 Quart \$12.00





# SPECIAL 16 MM. APPARATUS



**16 MM. STORAGE CABINET**

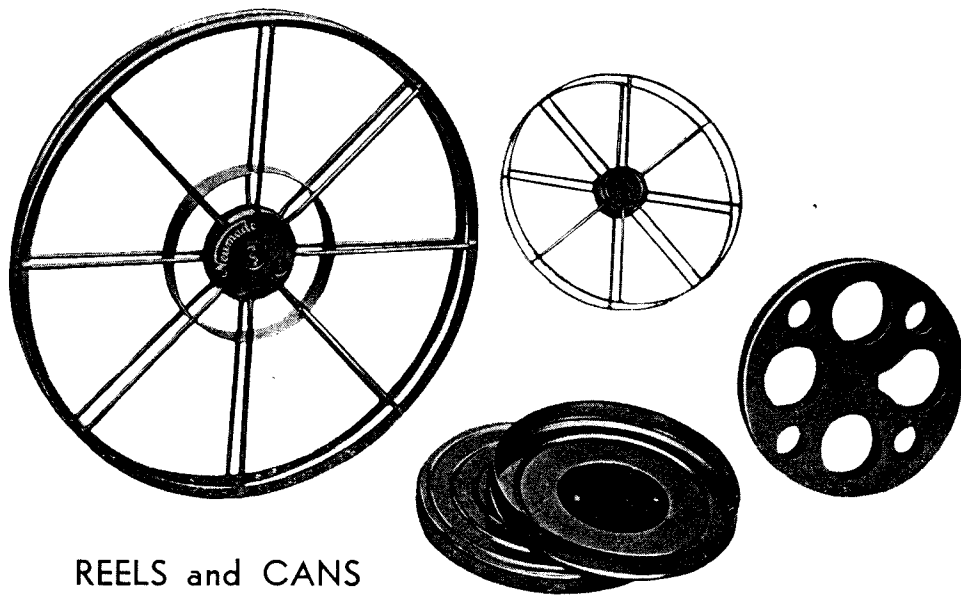
Heavy-gauge steel throughout, thoroughly reinforced. Door with 3-point locking device, chrome handle, lock and two keys. Angle racks for standard 400-ft. 16mm. reels in vertical position; sufficient space for each reel in storage can. Removable moisture tray. Made with and without curved wire rod reel separators. Overall size—72" high, 28" wide, 10" deep.

- MM-100 \$100.00  
(with separators—holds 100 reels)
- MM-101 90.00  
(without separators—holds 140 reels)

**16 MM. STORAGE CABINET  
20-Reel Capacity**

Same material construction as larger sizes. Single rack, humidor tray. Drop door locking with snap catch, door serves as shelf when cabinet is open. Made with and without curved wire, rod reel separators. This is a shelf or table model. Overall size—29" wide, 14" high, 10" deep.

- MM-20 \$27.50  
(with separators—holds 20 reels)
- MM-21 25.00



**REELS and CANS**

These wire reels for 16 mm. film are same sturdy construction as those used in leading theatres for 35 mm. film. Generous sized hubs and rigid wire spokes to insure perfect balance and easy running. Solid steel key-ways. Rolled steel rims—no sharp edges. Cadmium rust-proof finish.

- MR-1—(400 ft. capacity) \$ .60
- MR-8—(800 ft. capacity) 1.75
- MR-10—(1000 ft. capacity) 2.00
- MR-12—(1200 ft. capacity) 2.75
- MR-16—(1600 ft. capacity) 3.00

**ALUMINUM REELS**

Extra heavy aluminum plate. Hubs quadruple clinched to side pieces. Works on both square and round shafts.

- MR-2 (400 ft. capacity) \$.60

**HUMIDOR CANS**



Aluminum, corrugated reinforcing, with moisture pad covered with perforated non-rusting metal, which fits in a recess a little below the level of the base of the can.

- MC-1 (400 ft. capacity) .65


**16 MM. STORAGE CABINET**

Same material construction as MM-100. Three shelves, humidor, door with lock and two keys. Overall size MM-50—38" high, 25" wide, 10" deep. MM-40 29"x29"x10" made with and without curved wire rod reel separators.

- MM-40 \$50.00  
(with separators—holds 40 reels)
- MM-41 46.00  
(without separators—holds 56 reels)
- MM-50 60.00  
(with separators—holds 50 reels)
- MM-51 54.00  
(without separators—holds 75 reels)



# SPECIAL 16 MM. APPARATUS



FILM MEASURING MACHINE

HM-5 \$35.00

Of special Neumade manufacture embodying all the fine points of the 35mm. Neumade measuring devices. Accurate counter measures footage. Porcelain base, black enameled castings, nickel trim. Also equipped with sprocket for one side sprocket (sound) film—no extra charge.




BABY REWINDERS

for 16mm use, 7" high, portable in construction. Handle and shaft is easily removed by just unloosening knurl screws, which hold them in place. Has removable clamp and can be bolted or clamped to the table.

\$6.50 THE SET

Geared End \$4.00  
Dummy End \$2.50



16MM FLANGES

HM-1 4" Single 4.00  
HM-2 6" Single 4.50  
HM-3 6" Double 8.50  
HM-4 4" Special 6.25

HM-4 is a special combination device for use with Baby Rewinder. Permanently attached to the shaft and gear.

SPLICING MACHINE

The Griswold Junior—a small edition of the splicing machine which is most widely used in the 35mm. field.

HM-6 \$13.50

FOR SPLICING SOUND FILM \$15.00



16MM CASES  
For Transportation or Carrying Use

Constructed of galvanized sheet metal, fibre lined, having patent ring-locking device, and convenient handle for carrying. For 400 foot reels.

MC-1 Reel (400 ft. reels) \$1.25  
MC-2 Reel (400 ft. reels) 1.50  
MC-3 Reel (400 ft. reels) 1.75  
MC-4 Reel (400 ft. reels) 2.00  
MC-5 Reel (400 ft. reels) 2.25  
MC-6 Reel (400 ft. reels) 2.50

16 MM CASES

for  
1—800 ft. reel \$1.75  
1—1000 ft. reel 2.00  
1—1200 ft. reel 2.75  
1—1600 ft. reel 3.00



400 FT. 16MM CANS

Tin \$ .75  
Aluminum .60  
Galvanized 1.00

16MM REEL BANDS

Stock-printed  
100 \$2.00  
1000 18.00

If name and address are to be printed, 1,000 minimum quantity \$20.00.


METAL SPRING BANDS

# GRISWOLD FILM SPLICERS HAVE FOLLOWED the FLAG

Neumade Products Corporation have for years been major distributors of the justly celebrated **GRISWOLD FILM SPLICING MACHINES.**

Neumade have introduced the Griswold Splicer to many important film handling concerns, not only in this country but in far-off corners of the earth. We speak from broad observation and a wealth of experience when we say that the Griswold Splicer is the one device in its field which can be relied upon for sure and efficient performance.

Griswold Splicers are stocked in both our New York and Buffalo offices for immediate delivery.



**PRICE  
LIST**

This Popular  
**MODEL R2**  
**\$22.50**

**REPLACEMENT PARTS**  
for MODEL R2 and R3  
**GRISWOLD FILM SPLICER**

The model of the machine you are using is plainly marked on the descriptive plate on the front of the base of your machine; please mention it in ordering parts . . . Parts marked (\*) also apply on Model T . . . Be sure to give width of lower Shear Blade—is it 5/32" full hole, 1/10" half hole or 1/16" quarter hole?

**MODEL R2** —is the machine used almost exclusively in theatres, studios, laboratories, and exchanges. All Griswold Splicers for standard 35 M.M. Film are made to give three different overlaps—5/32", 1/10", and 1/16". 5/32" constitutes a full sprocket hole and this is the size most generally used; the other sizes are sometimes preferred when the film to be spliced is negative stock. Please specify overlap when ordering.

**\$22.50**


## GRISWOLD MODEL T

—is a specialty item prized by film handlers who choose to pay a slightly higher price for refinements which make film-splicing particularly easy. It has a small electric-light bulb imbedded in the base at the point where light is most needed in splicing; power is supplied by a small dry cell obtainable anywhere.

**\$37.50**

## JUNIOR GRISWOLD or 16 M.M. FILM

Has all the rugged construction features of the 35 M.M. Splicers and makes available to the Home Movie Maker, as well as to the thousands of commercial film handlers who use 16 M.M. film, the same quick, sure results which have proven invaluable in the 35 M.M. field across many years. Bad splices are the greatest source of trouble in the rejection of motion pictures—they just cannot happen where Griswold Splicers are used. A corrected model of the **GRISWOLD JUNIOR** is available for those who are working with 16 M.M. Round Track Film on which there are sprocket holes on only one side of the film.



**\$13.50**

For Silent  
Film

For Sound  
Track Film

**\$15.00**

No.	NAME	PRICE
1	*Upper Left Jaw	\$2.25
2	*Cement Guard (Attaches to Upper Left Jaw)	.45
3	*Lower Pressure Spring (Attaches to Upper Right Jaw)	.45
4	*Upper Pressure Spring (Attaches to Upper Right Jaw)	.45
5	*Upper Right Jaw	2.25
6	*Lower Left Jaw	3.00
7	Base	6.00
8	*Lower Right Jaw	3.00
9	*Upper Left Shear Blade	.45
10	*Felt Moistener	.05
11	*Upper Right Shear Blade	.45
12	*Back Adapter (Used on 1/16" Lower Shear Blade)	.10
13	*Front Adapter (Used on 1/16" Lower Shear Blade)	.10
14	*Hinge Rod Set Screw	.05
15	*Emulsion Scraper Guide	.40
16	*Lower Shear Blade Adjusting Screw	.05
17	*Lower Shear Blade Set Screw	.05
18	*Pressure Spring Adjusting Screw	.05
19	*Washer for Emulsion Scraper Guide	.05
20	*Lower Nut for Latch Pin	.05
21	*Washer for Latch Pin	.05
22	*Upper Nut for Latch Pin	.05
23	*Hinge Rod Binder Collar	.20
24	*Screw for Emulsion Scraper Guide	.05
25	*Emulsion Scraper Blade 1/16" Splice 1/4 hole	.12
26	*Upper Shear Blade or Latch Spring Screw	.05
27	*Emulsion Scraper Blade 1/10" Splice 1/2 hole	.12
28	*Screw for Guard or Pressure Spring	.05
29	*Emulsion Scraper Blade 5/32" Splice full hole	.12
30	*Lower Shear Blade for 1/16" Splice 1/4 hole	1.00
31	*Lower Shear Blade for 1/10" Splice 1/2 hole	1.00
32	*Lower Shear Blade for 5/32" Splice full hole	1.00
33	*Latch Pin	.15
34	*Outer Supplementary Latch Spring	.10
35	*Latch Spring	.15
36	*Inner Supplementary Latch Spring	.10
37	*Scraper Blade Screw	.05
38	*Scraper Holder Complete	.75
39	*Thrust Spring	.12
40	*Hinge Rod	1.00

# GRISWOLD SPLICER PARTS




When your Griswold Splicer fails to give entirely satisfactory service it is because one of its few wearing parts needs replacement.

Order parts the minute you find you need them. We pay particular attention to the prompt shipment of all replacement parts—they leave us the same day your order is received.




**PRICE LIST**  
*on Facing Page*




# SPECIAL ITEMS

An outstanding service which we render is the quick, intelligent manufacture of special made-to-order equipment. An adequate staff are kept sufficiently free from so-called "production" work to help in the solution of any problem requiring specifically adapted items of metal cabinet manufacture for any line of business. Tell us what you need; we'll design it; "engineer" it, and carry through to the completion of the job. On these two pages are shown some of the interesting special items we have constructed. Estimates cheerfully submitted upon request.




## MAILING TABLE

Eight feet long, 6' high, 34" wide. 90 pigeon-hole compartments—9 tiers of ten each, each compartment 10½" wide by 2" deep, with lateral partitions removable to give any height desired. Three drawers—center one with lock—20" x 30" x 3", brass pulls. Linoleum top and brass edging on working surface, brass tips on legs, white cards celluloid covered in metal holders on shelves, sliding mail bag holder, rubber stamp holders. Spot-welded throughout, standard finish olive gray baked-on enamel.



## DRAFTING TABLE

Forty-six inches long, 22" high. Heavy angle iron frame. Metal top (wood optional at \$5 extra). Nine drawers, each 3" deep—3 with single compartments 12" x 18", 2 with 4 compartments 9" x 12", 1 with 2 compartments 9" x 12" and 1 compartment 12" x 18", and 1 (for tools) with single compartment 19½" x 11½". Standard finish olive gray baked-on enamel.




## PORTO TRUCK

For hotels, institutions, and office buildings. Racks and bins for cleaning materials and implements. Ball-bearing rubber-tired castors. Standard finish olive gray baked-on enamel.




### LEDGER TRUCK



Easy transport for heavy volumes from vaults to desks, etc. 38" high, 15" wide, 36" long. Three top compartments 10½" x 14" x 10"; three bottom compartments same length and width, but with 12½" clearance. Center compartment 36" x 14" x 6". Four ball-bearing rubber-tired castors. Standard finish olive gray baked-on enamel.


### STREET LAMP

A modernization of the extremely interesting old street gas lamp. Sturdy metal frames to take clear or colored glass. Easily opened swinging door. Fitted with standard electric light socket. Ferule head permits easy attachment to any kind of supporting post. Ideal for country estates and beach resorts.




### SORTING DESK FOR PUNCH CARD SYSTEMS

Forty-five inches long, 27" wide, 34½" high. Heavy angle iron completely enclosed with heavy gauge sheet steel. 40 sorting bins each 4" square with removable dividers slotted transversely. Top slides and swings easily and counter-sinking makes top perfectly flat when desk is closed. Standard finish, olive gray baked-on enamel.



for **WEARING APPAREL** and **SUPPLIE**



**COUNTER HEIGHT CABINET**

No. 3644—36" wide, 24" deep, 42" overall. Three adjustable shelves. Handy wide flat top of heavy steel. Special processed linoleum top furnished at very moderate extra cost.


**\$40.00**



**WARDROBE CABINET**

No. 3687 WC—36" wide, 18" deep, 77" high overall. Ready for instant use in office or factory. Genuine Yale lock. Standard equipment includes full hat shelf, coat rod, and six rust-proof two-prong hooks.


**\$40.00**



**COMBINATION CABINET**

No. 3688—36" wide, 18" deep, 77" overall. For wardrobe and storage use. One full shelf, vertical partition, four half-shelves for storage and coat rod and hooks in wardrobe compartment. Genuine Yale & Towne lock.

**\$50.00**



**STORAGE CABINET**

No. 4856—24" wide, 15" deep, 65" high overall. Double doors, four adjustable shelves, Yale grooved key locks. Standard finish olive green baked-on enamel; seven other desirable colors available at slightly higher prices.

**\$32.00**



**STORAGE CABINET**


No. 3487—34" wide, 18" deep, 77" high overall. Plain type—with no fancy frills. Steel angle frame, insuring great strength. Double doors, each hanging from 4 concealed hinges. Four adjustable shelves. Yale & Towne locks. Olive green baked-on enamel.

**\$35.00**



**WARDROBE CABINET**

No. 2887WC—18" wide, 18" deep, 77" high overall. Tall, unusually commodious, yet narrow enough to fit easily into small corners. Hat shelf, coat rod, and four two-prong hooks. Yale lock.



**UNIT STEEL LOCKERS**

Seventy-five standard sizes in double tier type, with standard louver ventilation. Same sizes in single and double tier type with full louver ventilation. THIS LOCKER—Single, 12"x15"x60". \$12.75. Double, \$25.00.

# PRICE LIST NEUMADE MACHINE PARTS

See Pages  
38 - 39 - 40

— Order by Number

## No. 1 REWINDER Geared End

U-1	Reel Shaft Unit Complete	1.85
U-2	Reel Shaft Unit without collar and gear	1.00
U-3	Master Gear Shaft Unit Complete	1.50
U-4	Crank Handle Unit Complete	.80
R-9	Reel Shaft Key	.06
R-10	Reel Shaft Finger	.25
R-11	Reel Shaft Finger Pin	.05
R-13	Reel Shaft Finger Spring	.10
R-14	Reel Shaft Collar	.15
R-15	Reel Shaft Pinion	.85
R-20	Master Gear Shaft	.25
R-22	Master Gear only	1.25
R-25	Wood Handle	.10
R-26	Handle Shoulder Bolt	.20
O-1	Pinion Pin	.05
O-3	Master Gear Crank Pin	.05
O-4	Cover Screw Lockwasher	.02
O-5	Cover Screw	.05
O-6	Table Bolt	.05
O-8	Table Bolt Nut	.03
O-9	Handle Bolt Nut	.05
O-10	Handle Bolt Lockwasher	.02
O-25	Reel Shaft Finger Ball	.02
*GE-1	Front Housing	1.25
*GE-1	Rear Housing	1.25
BH-1	Crank	.50

\*Together only.

## No. 1 REWINDER Dummy End

U-14	Reel Shaft with Collar	1.35
U-15	Reel Shaft complete with nuts, washer and spring	2.00
U-27	Reel Shaft with key and finger only	1.00
R-9	Reel Shaft Key	.06
R-10	Reel Shaft Finger	.25
R-11	Reel Shaft Finger Pin	.05
R-13	Reel Shaft Finger Spring	.10
R-14	Reel Shaft Collar	.15
R-18	Reel Shaft Friction Knurl Nut	.25
R-28	Reel Shaft Friction Collar	.25
R-40	Reel Shaft Tension Spring	.35
O-6	Table Bolt	.05
O-7	Table Bolt Washer	.02
O-8	Table Bolt Nut	.03
O-25	Reel Shaft Finger Ball	.02
DE-1	Housing	1.25

## No. 2 REWINDER Geared End

U-3	Master Gear Unit Complete	1.50
U-4	Crank Unit Complete	.80
U-5	Clamp Screw Unit Complete	1.00
U-11	Reel Shaft Unit Complete	1.85
U-12	Reel Shaft Unit without pinion or collar	1.00
R-9	Reel Shaft Key	.06
R-10	Reel Shaft Finger	.25
R-11	Reel Shaft Finger Pin	.05
R-13	Reel Shaft Finger Spring	.10
R-14	Reel Shaft Collar	.15
R-15	Reel Shaft Pinion	.85
R-20	Master Gear Shaft	.25
R-22	Master Gear only	1.25
R-25	Wood Handle	.10
R-26	Handle Shoulder Bolt	.20
O-1	Pinion Pin	.05
O-3	Master Gear and Crank Pin	.05
O-4	Cover Screw Lockwasher	.02
O-5	Cover Screw	.05
O-6	Table Bolt	.05
O-8	Table Bolt Nut	.03
O-9	Handle Bolt Nut	.05
O-10	Handle Bolt Lockwasher	.02
O-25	Reel Shaft Finger Ball	.02
GE-2	Housing	2.75
GE-2a	Housing Cover (only together)	.50
BH-1	Crank	.50

## No. 2 REWINDER Dummy End

U-5	Clamp Screw Unit	1.00
U-16	Reel Shaft with Collar	1.50
U-17	Reel Shaft complete with nuts, collars and spring	2.00
U-27	Reel Shaft without collar	1.00
R-9	Reel Shaft Key	.06
R-10	Reel Shaft Finger	.25
R-11	Reel Shaft Finger Pin	.05
R-13	Reel Shaft Finger Spring	.10
R-18	Reel Shaft Friction Knurl Nut	.25
R-23	Reel Shaft Collar	.25
R-28	Friction Collar	.25
R-40	Friction Spring	.35
R-41	Friction Leather	.10
O-6	Table Bolt	.05
O-7	Table Bolt Washer	.02
O-8	Table Bolt Nut	.03
O-25	Reel Shaft Finger Ball	.02
DE-2	Housing	2.25

## No. 3 REWINDER Geared End

U-3	Master Gear Unit Complete	1.50
U-6	Reel Shaft, without pinion	1.00
U-7	Crank Unit Complete	1.00
U-9	Reel Shaft Complete	2.00
R-9	Reel Shaft Key	.06
R-10	Reel Shaft Finger	.25
R-11	Reel Shaft Finger Pin	.05
R-13	Reel Shaft Finger Spring	.10
R-16	Reel Shaft Pinion	1.25
R-20	Master Gear Shaft	.25
R-22	Master Gear Only	1.25
R-25	Wood Handle	.10
R-26	Handle Shoulder Bolt	.20
O-1	Pinion Pin	.05
O-3	Master Gear and Crank Pin	.05
O-4	Cover Screw Lock Washer	.02
O-6	Table Bolt	.05
O-8	Table Bolt Nut	.03
O-9	Handle Bolt Nut	.05
O-10	Handle Bolt Lock Washer	.02
O-25	Reel Shaft Finger Ball	.02
*GE-3	Housing	2.00
*GE-3a	Housing Cover	.50
EH-1	Crank	.75

\*Together only.

## No. 3 REWINDER Dummy End

U-18	Reel Shaft, with collar only	1.35
U-31	Reel Shaft, comp. with collars, springs, etc.	2.00
U-32	Reel Shaft Only, with key and finger	1.00
R-9	Reel Shaft Key	.06
R-10	Reel Shaft Finger	.25
R-11	Reel Shaft Finger Pin	.05
R-13	Reel Shaft Finger Spring	.10
R-19	Tension Knurl Nut	.25
R-23	Reel Shaft Collar	.25
R-39	Reel Shaft End Collar	.25
R-40	Tension Spring	.25
R-41	Reel Shaft Leather Friction	.10
R-44	Tension Stud	.20
R-46	Reel Shaft Inner Friction Collar	.25
R-48	Fulcrum Pin	.15
O-1	Collar Pin	.05
O-6	Table Screw	.05
O-7	Table Screw Washer	.02
O-8	Table Screw Nut	.03
O-25	Reel Shaft Finger Ball	.02
DE-3	Housing	2.00
DE-3a	Release Lever	.75

## No. 4 REWINDER Geared End

U-3	Master Gear Unit Complete	1.50
U-5	Clamp Screw Unit Complete	1.00
U-6	Reel Shaft without Pinion	1.00
U-7	Crank Unit Complete	1.00
U-9	Reel Shaft Complete	2.00
R-9	Reel Shaft Key	.06
R-10	Reel Shaft Finger	.25
R-11	Reel Shaft Finger Pin	.05
R-13	Reel Shaft Finger Spring	.10
R-16	Reel Shaft Pinion	1.25
R-20	Master Gear Shaft	.25
R-22	Master Gear only	1.25
R-25	Wood Handle	.10
R-26	Handle Shoulder Bolt	.20
O-1	Pinion Pin	.05
O-3	Master Gear and Crank Pin	.05
O-4	Cover Screw Lock-washer	.02
O-6	Table Bolt	.05
O-8	Table Bolt Nut	.03
O-9	Handle Bolt Nut	.05
O-10	Handle Bolt Lockwasher	.02
O-25	Reel Shaft Finger Ball	.02
*GE-4	Housing	3.00
*GE-3a	Housing Cover	.50
EH-1	Crank	.75

\*Together only.

## No. 4 REWINDER Dummy End

U-5	Clamp Screw Complete	1.00
U-18	Reel Shaft with Collar only	1.35
U-31	Reel Shaft complete with collars and springs, etc.	2.00
U-32	Reel Shaft only with key and finger	1.00
R-9	Reel Shaft Key	.06
R-10	Reel Shaft Finger	.25
R-11	Reel Shaft Finger Pin	.05
R-13	Reel Shaft Finger Spring	.10
R-19	Tension Knurl Nut	.25
R-23	Reel Shaft Collar	.25
R-39	Reel Shaft End Collar	.25
R-40	Tension Spring	.35
R-41	Reel Shaft Leather Friction	.10
R-44	Tension Stud	.20
R-46	Reel Shaft Inner Friction Collar	.25
R-48	Fulcrum Pin	.15
O-1	Collar Pin	.05
O-6	Table Screw	.05
O-7	Table Screw Washer	.02
O-8	Table Screw Nut	.03
O-25	Reel Shaft Finger Ball	.02
DE-4	Housing	2.50
DE-3a	Release Lever	.75

## BABY REWINDER Geared End

U-8	Crank Complete	.50
U-10	Clamp Complete	.75
U-13	Master Gear Unit Complete	1.50
U-19	Reel Shaft Complete	1.85
U-20	Reel Shaft without Gear	1.00
U-33	Clamp Screw Unit only	.35
R-9	Reel Shaft Key	.06
R-10	Reel Shaft Finger	.25
R-11	Reel Shaft Finger Pin	.05
R-13	Reel Shaft Finger Spring	.10
R-15	Reel Shaft Pinion	.85
R-17	Knurl Screw	.15
R-21	Master Gear Shaft	.25
R-22	Master Gear only	1.25
R-25	Wood Handle	.10
R-26	Crank Shoulder Bolt	.20
R-29	Housing Cover	.25
O-1	Pinion Pin	.05
O-3	Master Gear Pin	.05
O-5	Round Head Cover Screw	.05
O-9	Handle Bolt Nut	.05
O-10	Handle Bolt Lockwasher	.02
O-25	Finger Ball	.02
O-26	Flat Head Cover Screw	.02
BGE-1	Housing (complete)	1.75
B-1	Crank	.30

## BABY REWINDER Dummy End

U-10	Clamp Complete	.75
U-21	Reel Shaft Complete	1.00
U-33	Clamp Screw Unit Only	.35
R-10	Finger	.25
R-11	Finger Pin	.05
R-13	Finger Spring	.10
R-17	Knurl Screw	.15
O-25	Finger Pin Ball	.02
BDE-1	Housing	1.00

## SYNCHRO DUAL REWINDER


U-3	Master Gear Complete	1.50
U-7	Crank Unit Complete	1.00
U-24	Friction Collar with Leather Washer attached	1.25
U-26	Friction Spring Complete	2.00
U-28	Reel Shaft Complete	3.50
U-29	Reel Shaft without Pinion	2.65
R-9	Reel Shaft Key	.06
R-16	Reel Shaft Pinion	1.25
R-18	Reel Shaft Knurl Nut	.25
R-20	Master Gear Shaft	.25
R-22	Master Gear only	1.25
R-24	Friction Hub Pin	.05
R-25	Wood Handle	.10
R-26	Handle Shoulder Bolt	.20
R-28	Friction Collar	.35
R-32	Leather Friction	.10
O-1	Pinion Pin	.05
O-3	Master Gear and Crank Pin	.05
O-4	Cover Screw Lockwasher	.02
O-6	Table Bolt	.05
O-8	Table Bolt Nut	.03
O-9	Handle Bolt Nut	.05
O-10	Handle Bolt Lockwasher	.02
O-11	Cover Screw	.05
*GE-5	Housing	4.00
*GE-3a	Housing Cover	.50
EH-1	Crank	.75

\*Together only.


## FILM CLEANER S-1000

U-34	Idler Velvet Roller Complete	2.50
U-35	L. H. Ratchet Velvet Roller Complete	3.00
U-36	R. H. Ratchet Velvet Roller Complete	3.00
U-37	Ratchet Pawl	1.00
U-38	Swinging Arm Complete	4.00
U-39	Velvet Ribbon Complete	.90
C-10	Film Guide Roller	2.00
C-11	Film Guide Roller Shoulder Screw	.15
C-14	Swing Arm Spring	.15
C-15	Spring Pin	.05
C-16	Swing Arm Shoulder Screw	.10
W-15	Swing Arm Roller	1.00
W-17	Swing Arm Roller Shoulder Screw	.15
S-21	Ratchet Roller Shaft	.75
S-22	Idler Roller Shaft	.75
S-23	Ratchet	.75
S-24	Knob Washer	.15
S-25	Idler Shaft Roller	.75
S-26	Idler Shaft Knurl Washer	.50
S-27	Take-up Knurl Washer	.20
S-28	Pawl Stop Pin	.05
S-29	Cone Point Pawl Screw	.15
S-30	Pawl Spring	.05
O-27	Swing Arm Adjusting Screw	.08
O-28	Adjusting Screw Nut	.02
O-29	Pawl Screw Nut	.02
O-30	Pawl Screw	.08
O-31	Roller Knob	.20
O-32	Pawl Adjusting Screw Nut	.02
O-33	Velvet Post Fastener	.03
O-34	Velvet Spring Fastener	.03
O-35	Segment Fastening Screw	.05
S-1	Stand	5.00
S-2	Stand Segment	1.50
S-3	Pawl	1.00
M35-2	Swinging Arm	3.00


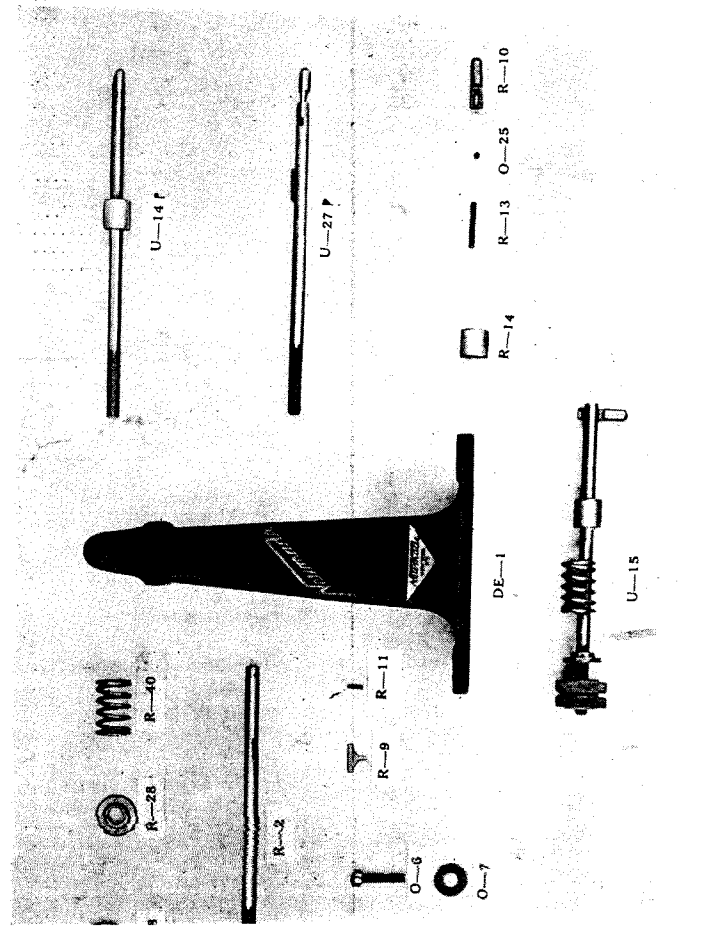





Machine Parts— GEARED END REWINDER No. 1 (BENCH TYPE) — Prices Page 37



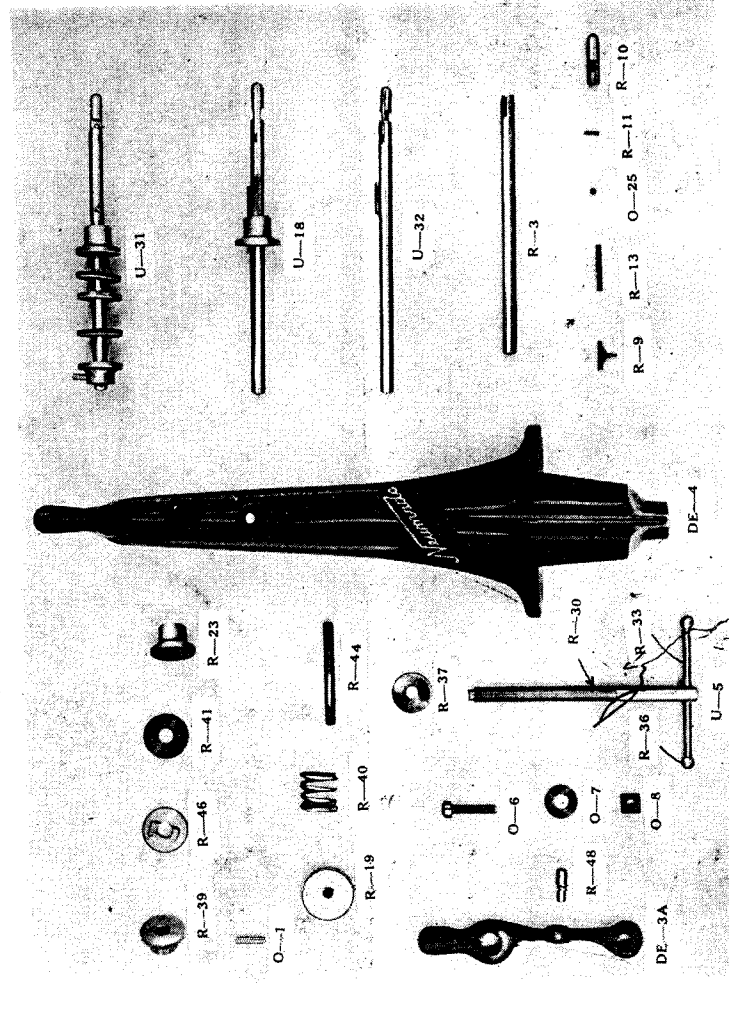
Neumade Machine Parts— GEARED END REWINDER No. 2 (CLAMP TYPE) — Prices Page 37




DE-2



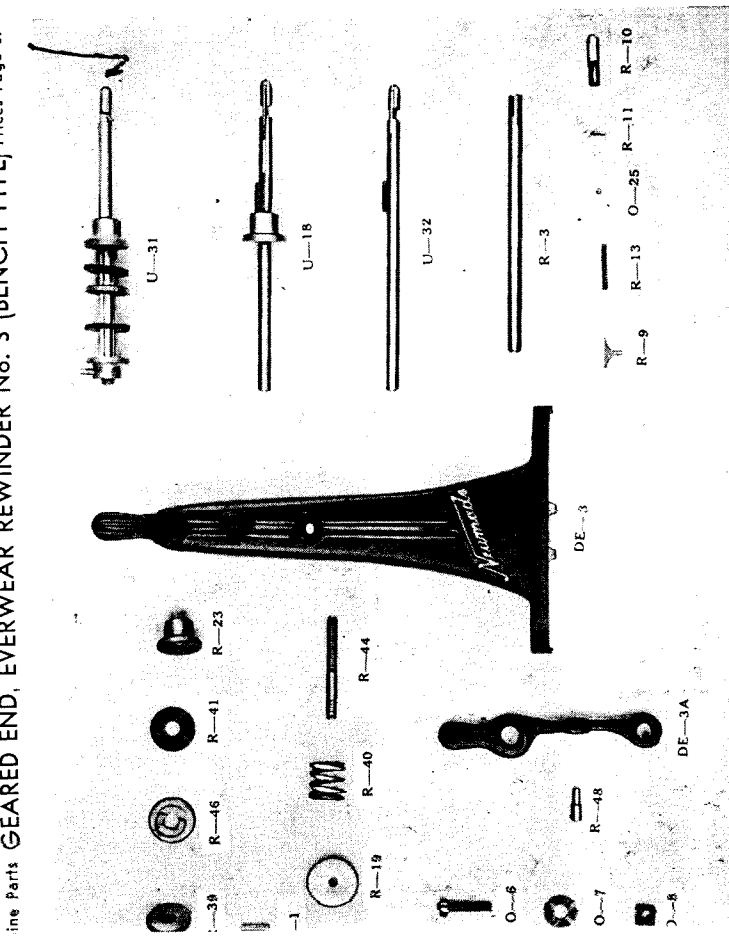
Machine Parts GEARED END, EVERWEAR REWINDER No. 4 (CLAMP TYPE) Prices Page 37




Machine Parts DUMMY END, EVERWEAR REWINDER No. 4 (CLAMP TYPE) Prices Page 37




Machine Parts GEARED END, EVERWEAR REWINDER No. 3 (BENCH TYPE) Prices Page 37




Machine Parts DUMMY END, EVERWEAR REWINDER No. 3 (BENCH TYPE) Prices Page 37




Neumade Machine Parts — SYNCHRO DUAL REWINDER — Prices Page 37



Neumade Machine Parts — GEARED END, BABY REWINDER — Prices Page 37



Neumade Machine Parts — FILM CLEANING MACHINE — Prices Page 37

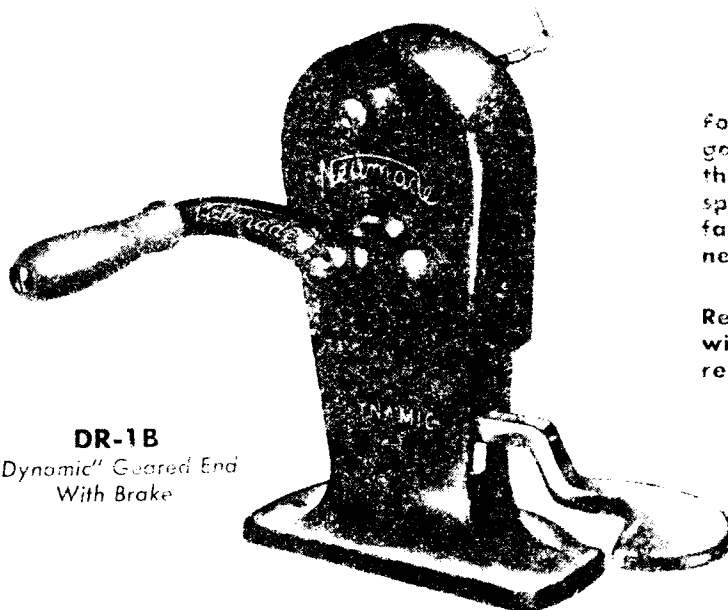


Neumade Machine Parts — DUMMY END, BABY REWINDER — Prices Page 37



TRADE MARK  
*Neumade*

# DYNAMIC REWINDS



**DR-1B**  
"Dynamic" Geared End  
With Brake

For years, NEUMADE Rewinds have been regarded as standard equipment in nearly every theatre, film exchange and studio. This widespread popularity has been based on three factors: advanced design, streamlined engineering and sturdy construction.

Regardless of your need, a NEUMADE Rewind will meet your most specific, most exacting requirement!

**NEUMADE "DYNAMIC" REWINDS — THE WORLD'S FINEST! . . . GUARANTEED FOR FIVE YEARS!**

## DYNAMIC CONSTRUCTION

Features designed to produce the world's most efficient, smoothest, easiest to operate, most durable rewind.

**BALL BEARINGS:** Exclusive with NEUMADE! Smooth, precision bearings . . . grease packed and sealed! . . . Your guarantee of ease of operation *without need for oiling!*

**HOUSING:** Streamlined, durable, extra heavy. Oversize base with 3 point fastening provides perfect rigidity.

**GEARS:** Steel pinion gear with  $\frac{1}{2}$ " bearing shaft all one piece construction — machine cut for absolute alignment. Master gear also machine cut is grey iron casting extra wide for maximum bearing surface and longer life.

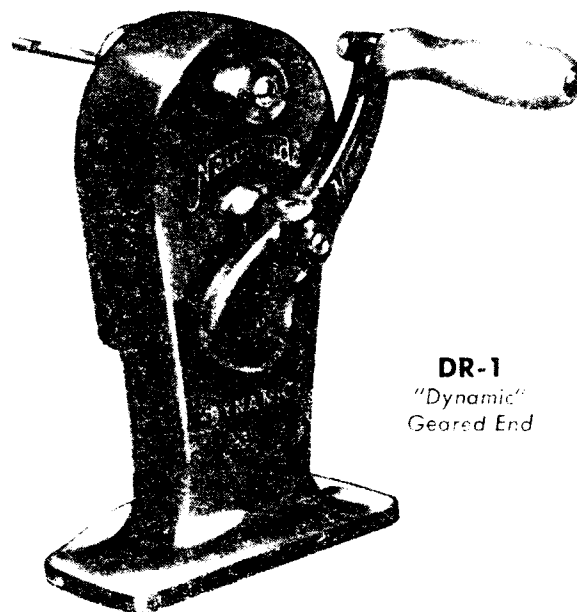
**GEAR RATIO:**  $2\frac{1}{2}$  to one. Available four to one when specified on order.

**CRANK:** Perfectly counter-balanced with extra large full grip and free turning wooden handle with countersunk end. No pinching! No blistering!

**LOCKING JACK:** A NEUMADE original! Positive ball and spring catch prevents reel from flying off at high speeds!

**BRAKE END:** Sensitive but positive action operated by left elbow. Hands remain free!

**FINISH:** Fine black crystal enamel, baked on. Bright yellow enamel handles and polished chrome trim.



**DR-1**  
"Dynamic"  
Geared End

**NOTE:** When ordering, a "set" or "pair" consists of one geared end (DR-1) and one geared end with brake (DR-1B). If a brake end is not desired, be sure to specify 2 DR-1 geared ends only.

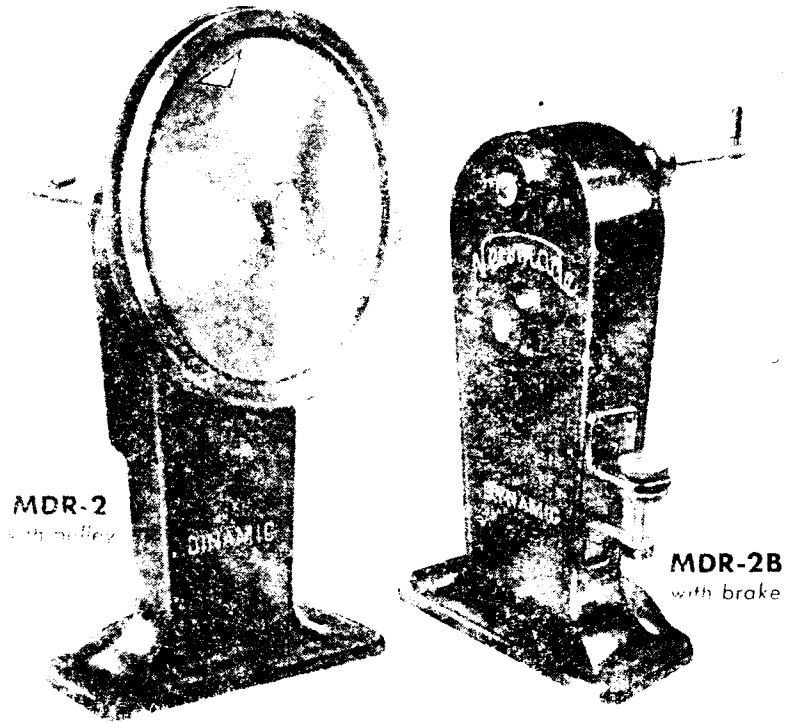
# "DYNAMIC"

## MOTOR-DRIVE REWINDS

...Increase efficiency!  
...Save time and money!

For many types of work, motor driven rewinds do a better job with less effort and attention than the hand operated rewinds, and leave the user free for other essential tasks. NEUMADE "Dynamic Motor-Drive" Rewinds for belt driven operation have been specially engineered to keep up with the rapid, ceaseless pace set by present day film handlers. Shafts, bearings, gears — every single part has been designed to stand the strain of constant operation at high speeds.

FOR 3-D REWINDS  
SEE PAGE 23



MDR-2  
with pulley

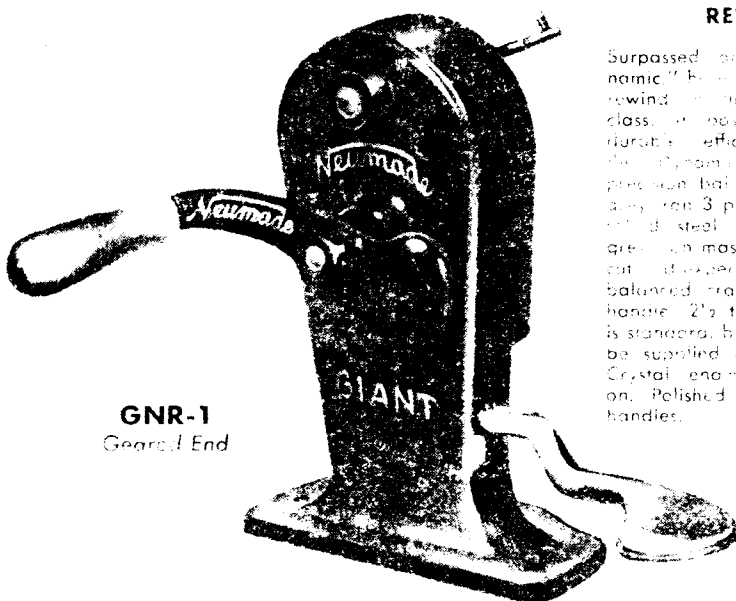
MDR-2B  
with brake

### "DYNAMIC" MOTOR-DRIVE END AND TENSION BRAKE DUMMY

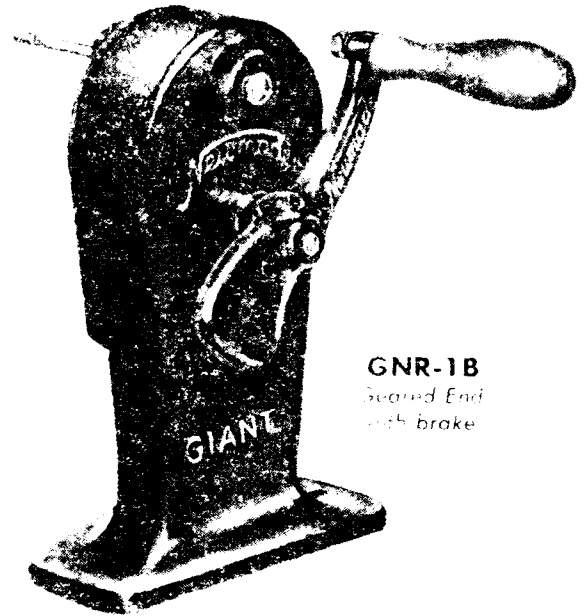
Fast and efficient "Dynamic" rewinds are built to handle 1000 ft. of film per minute. They are designed to handle the most demanding conditions of operation. They are built to last. They are built to be efficient. They are built to be reliable.

### NEUMADE "GIANT" REWIND

Surpassed only by the "Dynamic" rewind, the "Giant" is the most efficient class of rewinds. It is built for maximum efficiency, but with the precision ball bearings and alloy steel 3 pin cost reduction steel pinion gear, and precision machined cast and expertly and counter-balanced crank and full grip handle. 2 1/2 to one gear ratio is standard, but four to one can be supplied on special order. Crystal enamel finish baked on. Polished tin and yellow handles.



GNR-1  
Geared End



GNR-1B  
Geared End  
with brake

NOTE: When ordering, a "set" or "pair" means one geared end (GNR-1) and one geared end with brake (GNR-1B). If brake end is not desired, be sure to specify two GNR-1 geared ends only.


# REWINDS FOR THE BOOTH

Only Neumade manufactures a complete range of models and sizes for every type and kind of installation. Every model is "tops" in its particular application and is backed by the Neumade guarantee! Black crystal enamel finish—black-on—and bright yellow handles and nicked shafts make these rewinds as attractive as they are efficient.

NOTE: When ordering—

- "SEY" —means a geared end and dummy end
- "PAIR" —means two geared ends.


(Also available as single geared ends & dummy ends)



A SYMBOL OF QUALITY


## No. 1 EVERWEAR BENCH

Designed for use with 1000 ft. reels, this model is also suitable for a 2000 ft. reel. It has gears for almost instantaneous cast and pull and has 2 1/2 in. bases, perfectly aligned cast gears and counter balanced crank. Adjustable spring tension for easy dummy end.



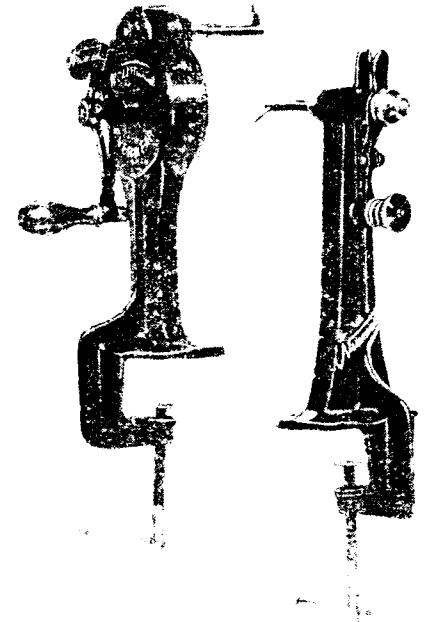
No. 1. BENCH TYPE

Although designed primarily for 1000 ft. reels, this model is also suitable for a 2000 ft. reel. It has gears for almost instantaneous cast and pull and has 2 1/2 in. bases, perfectly aligned cast gears and counter balanced crank. Adjustable spring tension for easy dummy end.



No. 2. CLAMP TYPE

Designed for use with 1000 ft. reels, this model is also suitable for a 2000 ft. reel. It has gears for almost instantaneous cast and pull and has 2 1/2 in. bases, perfectly aligned cast gears and counter balanced crank. Adjustable spring tension for easy dummy end.



No. 3. EVERWEAR CLAMP

Some EVERWEAR centres are standard No. 2 type, but with extra heavy clamps and anti-rust mechanism. Base also drilled for bolting to a 1/2 in. surface where permanent mounting is desired.

## PULLEYS

Designed primarily for use with rewinds, but equally useful for many other types of installations, these pulleys are of cast aluminum, carefully machined, with deep groove for power belt. Supplied with steel bushings to fit all Neumade rewinds.

MODEL	SIZE
RP-1	6"
RP-3	8"
RP-4	8"
RP-5	10"


\*RP-1 is supplied with a fixed shaft, tapering at 5/16 in. 3/8—specify when ordering.





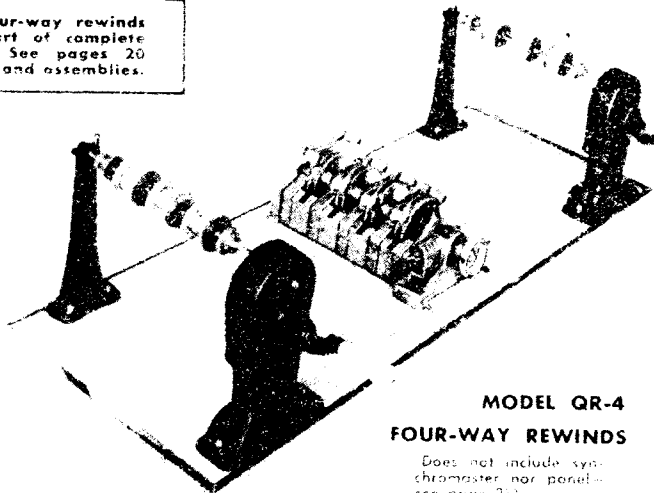
# Special Purpose REWINDS

**NOTE:** Two, three and four-way rewinds are also available as part of complete synchronizing assemblies. See pages 20 and 21 for Synchronmasters and assemblies.



**MODEL SD-1**  
**SYNCHRO-DUAL REWINDS**  
(Standard)

Perfect for handling two reels—particularly when matching. Design includes "Everwear" construction features: extra-long two-reel shafts with ends threaded, fitted with spring-tension friction clips for use between reels and leather faced pressure hub plus knurled lock nuts for end of each shaft.

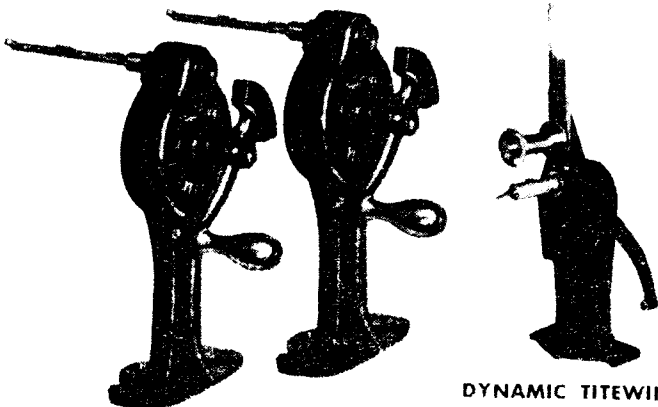


**MODEL QR-4**  
**FOUR-WAY REWINDS**

Does not include synchronmaster nor panels—see page 21.

(Can be used for 1, 2, 3, and 4 reels)

Featuring famous ball-bearing Dynamic rewind construction, plus rear-support standards with bronze sleeve insert and locking clamp. The universal joint on the multiple-length shaft is for quick, convenient vertical insertion and removal of reels. "Neulock", a precision machined device supplied with each shaft, locks or releases reels and spacers with a half turn. Complete with 3 spacers for each shaft. **MODEL TR-3 THREE WAY REWINDS** are same as above, but designed for one, two or three reels.



**DUAL No. 5-A**

"Everwear" construction, plus extra high housings and longer crank arms. Equipped with double-length shaft, having two keys to permit the winding of two reels.

**DYNAMIC TITEWIND**


Improved model for rewinding film quickly and evenly with out limit to size of roll. Idler on vertical slide controls and guides top of film roll. Easily mounts on Dynamic or Giant rewind by means of cover bolts. Metal hub and bakelite core supplied.

- DT-1 Titewind only
- DT-1D Titewind complete with Dynamic Geared End
- DT-1G Titewind complete with Giant Geared End



**MODEL DR-2**  
**TWO-WAY REWINDS**  
(Deluxe)

The improved synchro-dual rewind with "dynamic" ball-bearing construction with double-length shafts. Reel spacer plus "Neulock" tension unit on each shaft fastens or releases reels at any point on shaft with only half turn. Can be used for only one reel if desired.



**FILM HORSES**

For the convenient handling of de-mounted film. Accommodate rolls up to 15" in diameter. Outside stanchions with bottom spring hinge and clasp. Bottom plates drilled for table bolts.

- FH-1 (Single 1000')
- FH-2 (Double 1000')
- FH-3 (Single 2000')
- FH-4 (Double 2000')



**MODEL TW-1**  
**TITEWINDER**  
(Without Rewinder)

This handy device is to mount film quickly and evenly on a core or hub without use of flange or reel. Supplied complete with mounting base, spring-tension arm and deep-cut guide roller, plus brass hub to fit on rewind shaft for use with bakelite core. Can be used with any Neumade rewind.

When installing be sure rewind shaft is horizontally aligned to Titewind base.



# REPLACEMENT PARTS CATALOG

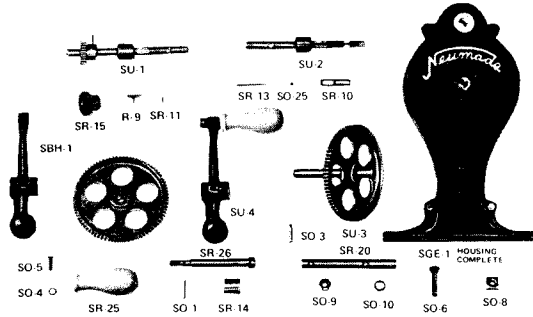
REWINDS · SPLICERS    MEASURING MACHINES

THEATRE EQUIPMENT

16MM 35MM 35/70MM

**TO AVOID ERROR**  
Please Order By Part Number and Nomenclature  
Specify If For 16MM or 35MM

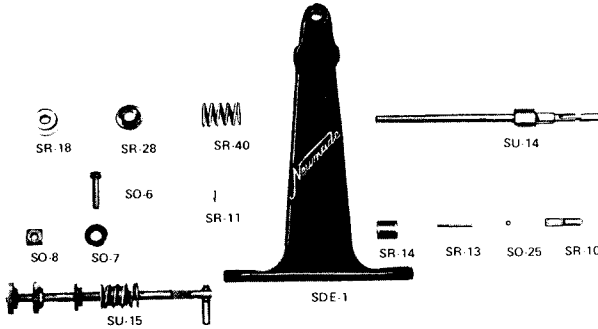
## RW-1 (16MM) and No.1 (35MM) REWINDS



### RW-2 (16MM) and No. 2 (35MM) GEARED END (Clamp on)

16MM ONLY		Nomenclature	35MM ONLY	
Part No.	Price		Part No.	Price
SU-11	\$5.50	Reel Shaft Complete	U-11	\$5.00
SU-12	4.00	Reel Shaft	U-12	3.50
All other parts identical to RW-1 and #1 listed except:				
Same as 35MM		Housing	SGE-2	12.00
		Clamp Unit Complete	SU-5	3.00

## RW-1 (16MM) and No.1 (35MM) REWINDS



### RW-2 (16MM) and No. 2 (35MM) DUMMY END (Clamp on)

All parts identical to RW-1 and #1 dummy end listed except:

Part No.	Nomenclature	Price
SDE-2	Housing	\$7.50
SU-5	Clamp Unit Complete	3.00

## NO.3 and NO.4 REWINDS

(35MM ONLY)

Parts interchangeable between #3 (Bolt-on) and #4 (Clamp-on) rewinds except as noted.

### GEARED END

Part No.	Nomenclature	Price Each
U-3C	Master Gear Unit	\$6.00
U-6	Reel Shaft	3.75
U-7	Crank Unit Complete	4.75
U-9	Reel Shaft Complete	8.95
R-9	Reel Shaft Key	.20
R-10	Reel Shaft Finger	.75
R-11	Reel Shaft Finger Pin	.08
R-13	Reel Shaft Finger Spring	.20
R-16	Reel Shaft Pinion	5.10
R-20	Master Gear Shaft	.75
R-22C1	Master Gear	5.25
R-25	Handle	.60
R-26	Handle Bolt	.90
O-1	Pinion Pin	.08
O-3	Master Gear Pin	.08
O-4	Cover Screw Washer	.08
O-6	Table Bolt	.25
O-8	Table Bolt Nut	.10
O-9	Handle Bolt Nut	.10
O-10	Handle Bolt Washer	.08
O-11	Cover Screw	.10
EH-1	Crank	3.25
GE-3 & GE-3A	#3 Rewind Housing	10.50
GE-4 & GE-3A	#4 Rewind Housing(Clamp-on)	13.50
U-5	#4 Rewind Clamp Unit Comp.	3.00

### DUMMY END

Part No.	Nomenclature	Price Each
U-18	Reel Shaft with Collar	\$5.50
U-31	Reel Shaft Complete	8.50
U-32	Reel Shaft	4.50
R-9	Reel Shaft Key	.20
R-10	Reel Shaft Finger	.75
R-11	Reel Shaft Finger Pin	.08
R-13	Reel Shaft Finger Spring	.20
R-19	Tension Knurl Nut	1.25
R-23	Collar	1.15
R-39	Reel Shaft End Collar	1.00
R-40	Tension Spring	.50
R-41	Friction Leather	.25
R-44	Tension Stud	1.25
R-46	Reel Shaft Inner Collar	1.50
R-48	Fulcrum Pin	.60
O-1	Collar Pin	.08
O-6	Table Screw	.25
O-7	Table Screw Washer	.08
O-8	Table Screw Nut	.10
O-25	Reel Shaft Finger Ball	.08
DE-3A	Release Lever	4.75
DE-3	#3 Rewind Housing	9.00
DE-4	#4 Rewind Housing(Clamp-on)	13.50
U-5	Clamp Unit Complete	3.00

## GEARED END

16MM ONLY		Nomenclature	35MM ONLY	
Part No.	Price		Part No.	Price
SU-1	\$5.50	Reel Shaft Complete	U-1	\$5.00
SU-2	4.00	Reel Shaft Only	U-2	3.50
—	—	Reel Shaft Key	R-9	.20

Below listed parts interchangeable between RW-1 and #1 rewinds.

Part No.	Nomenclature	Price Each
SU-3	Master Gear Unit	\$3.25
SU-4	Crank Handle Unit	4.25
SR-10	Reel Shaft Finger	.75
SR-11	Reel Shaft Finger Pin	.08
SR-13	Reel Shaft Finger Spring	.20
SR-14	Reel Shaft Collar	.50
SR-15	Reel Shaft Pinion Gear	1.50
SR-20	Master Gear Shaft	.75
SR-22	Master Gear	2.50
SR-25	Handle	.60
SR-26	Handle Arbor Bolt	.90
SO-1	Pinion Pin	.08
SO-3	Master Gear Pin	.08
SO-4	Cover Screw Washers	.08
SO-5	Cover Screw	.10
SO-6	Table Bolt	.25
SO-8	Table Bolt Nut	.10
SO-9	Handle Bolt Nut	.10
SO-10	Handle Bolt Washer	.08
SO-25	Reel Shaft Finger Ball	.08
SGE-1	Housing Complete	10.00
SBH-1	Crank Casting	2.75

## DUMMY END

16MM ONLY		Nomenclature	35MM ONLY	
Part No.	Price		Part No.	Price
SU-14	\$4.00	Reel Shaft	U-14	\$3.50
SU-15	6.50	Reel Shaft Complete	U-15	6.00
—	—	Reel Shaft Key	R-9	.20

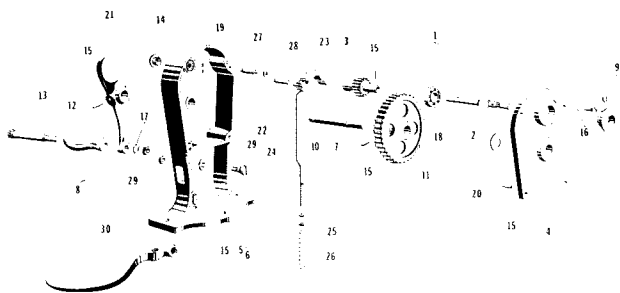
Below listed parts interchangeable between RW-1 and #1

Part No.	Nomenclature	Price
SR-10	Reel Shaft Finger	\$ .75
SR-11	Reel Shaft Finger Pin	.08
SR-13	Reel Shaft Finger Spring	.20
SR-14	Reel Shaft Collar	.50
SR-18	Reel Shaft Friction Nut	.70
SR-28	Reel Shaft Friction Collar	.70
SR-40	Reel Shaft Tension Spring	.50
SR-41	Friction Leather	.25
SO-25	Reel Shaft Finger Ball	.08
SDE-1	Housing	6.00



### DYNAMIC REWINDS (16MM) and 35MM)

### GEARED END



16 MM ONLY			Nomenclature	35 MM ONLY	
Ref.#	Part No.	Price		Part No.	Price
1	SU-101	\$18.50	Reel Shaft Complete	U-101	\$18.50
2	SU-102	4.10	Reel Shaft Only	U-102	4.10
3	SR-115	9.00	Reel Shaft Pinion Gear	R-115	9.00
—	—	—	Reel Shaft Key	R-109	.30
4	D-S1-A	6.00	Housing Cover	D-1-A	6.50
5	D-S1	12.50	Geared End Housing	D-1	15.00
6	D-S2	16.00	Brake Housing	D-2	18.50

Below listed parts interchangeable between 16MM and 35MM models.

Ref.#	Part No.	Nomenclature	Price Each
7	U-103	Master Gear Unit	\$7.00
8	U-104	Crank Unit Complete	5.75
9	R-114	Reel Shaft Collar	1.95
10	R-120	Master Gear Shaft	1.00
11	R-122	Master Gear	6.00

Ref.#	Part No.	Nomenclature	Price Each
12	R-125	Handle	.75
13	R-126	Handle Arbor Bolt	1.20
14	R-130	Reel Shaft Hole Plug	.25
15	O-2	Taper Pin	.08
16	O-11	Cover Screw & Washer	.20

Ref.#	Part No.	Nomenclature	Price Each
17	O-19	Handle Bolt/Nut & Wshr	.20
18	O-51	Front Ball Bearing	3.45
19	O-52	Rear Ball Bearing	3.45
20	O-55	Master Gear Shaft Wshr	.08
21	DH-1	Handle Crank	4.00

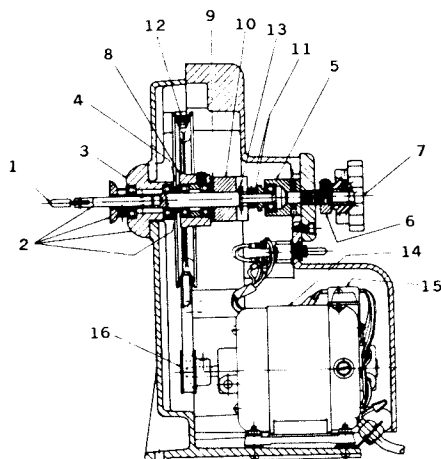
### BRAKE END PARTS (16MM and 35MM)

Ref.#	Part No.	Nomenclature	Price Each
22	SU-105 (16mm)	Brake Unit Complete	\$6.00
22	U-105 (35mm)	Brake Unit Complete	6.00
24	R-135	Brake Rod	2.50

Ref.#	Part No.	Nomenclature	Price Each
23	SU-106 (16mm)	Brake Shoe	3.00
23	U-106 (35mm)	Brake Shoe	3.00
25	R-136	Brake Rod Adj. Nuts (2)	.60

Ref.#	Part No.	Nomenclature	Price Each
26	R-140	Brake Tension Spring	.40
27	R-141	Upper Fulcrum Pin	.75
28	R-142	Lower Fulcrum Arm	.45
29	R-143	Brake Arm Arbor & Nut	.75
30	BDA-1	Brake Arm	6.00

### SUPER X POWER REWINDS

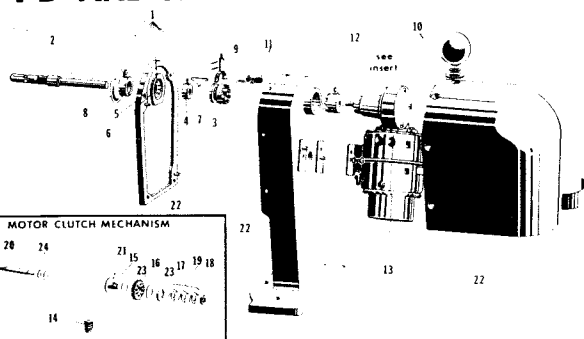


MODEL #'s SPRX-1; SPRX-2; SPRX-135; SPRX-235; SPRX-535  
For Brake End Unit, see above or X-3 Listing on back page.

Ref.#	Part No.	Nomenclature	Price Each
1	XPXSU-10	Main Shaft w/Collar—16mm	\$16.50
1	XPXU-10	Main Shaft w/Collar—35mm	16.50
2	XPX-30	Main Shaft Assembly w/Front Bearing Assembly, Collar	39.50
3	XPX-20	Front Bearing Assembly	22.00
4	XPX-30-1	Retaining Collar	1.50
5	XPX-36	Rear Bearing Assembly	9.00
6	XPX-37	Rear Tension Adj. Locking Nut	1.75
7	XPX-39	Friction Release Knob	1.80
8	XPX-31	Ball Bearing Drive Pulley	21.00
9	XPX-32	Friction Drive Disc	.95
10	XPX-33	Friction Drive Block	9.00
11	XPX-34	Friction Drive Spring	2.25
12	XPX-35	Drive Belt	3.00
13	XPX-4	Friction Drive Pin	.65
14	XPX-41	Motor Complete w/Terminal Strip, Pulley, less Cord	75.00
15	XPX-41-3	Motor Terminal Strip	1.55
16	XPX-41-4	Motor Drive Pulley	1.60
—	XPX-42	Motor Power Cord w/Adaptor	7.50
—	XPX-43	Rheostat	13.50
—	XPX-44-1	Rheostat Cord	3.75
—	XPX-46	Motor Reverse Switch Comp. w/Leads	9.00
—	—	Motor Brushes Set	1.00/net

### PD AND XPD POWER REWINDS

MODEL #'s PD-1; PD-2; XPD-1; XPD-2



Ref.#	Part No.	Nomenclature	Price
1	P-10	Reel Shaft Assembly	\$27.50
2	P-10-3	Reel Shaft Only	6.50
3	P-10-4	Transmission, Front	10.50
4	P-10-5	Retainer Collar	1.00
5	P-10-7	Front Ball Bearing	3.45
6	P-10-7	Rear Ball Bearing	3.45
7	SR-9	Transmission Key	.20
8	SR-114	Reel Shaft Collar	1.95
9	P-20	Transmission Yoke	13.50
10	P-21-A	Yoke Knob	1.25
11	P-30-A	Trans. Control Spring	2.25
12	P-40	Transmission, Rear	9.00
13	P-50	Motor Complete (less cord)	49.50
14	P-50-1	Worm Gear and Pin	5.50
15	P-50-32	Threaded Clutch Plate	6.25
16	P-50-34	Main Clutch Gear	5.25
17	P-50-35	Clutch Pressure Plate	3.50
18	P-50-36	Clutch Tension Nut	.15
19	P-50-37	Slip Clutch (3 parts)	5.20
20	P-50-39	Gear Shaft	5.00
21	P-50-40	Slip Clutch Pin	.15
22	PDH-123	Rewind Housing, Face Plate Cover & Domed Hood	37.50
23	—	Cork Clutch Discs	.40
24	—	Washers (ea. net)	.25
—	P-60	Foot Rheostat	13.50
—	P-70	"Y" Cord Set Assembly	7.50
—	—	PD Motor Brushes (each)	.50
—	—	PD Brush Springs (each)	.50
—	—	PD Armature	14.80


MODEL XPD—All above parts interchangeable between XPD and PD except:

Part No.	Nomenclature	Price
XP-50	Motor Complete (less cord)	\$69.00
—	XPD Motor Brushes & Spring	.75ea
—	XPD Brush Holder	1.50ea
—	XPD Armature	22.50

NOTE: Rewind housing, face plate and hood no longer available on XPD.

### GRISWOLD SPLICERS

#### MODEL HM-6 JUNIOR (16MM)




Part No.	Nomenclature	Price Ea.
61	Upper Left Jaw	\$3.45
62	Left Cement Guard	.95
63	Lower Right Pressure Spring	.95
64	Upper Right Pressure Spring	.95
65	Upper Right Jaw	3.45
66	Lower Left Jaw	4.50
67	Base	6.75
68	Lower Right Jaw	4.50
69	Shear Blade 1/16" Splice	2.50
70	Shear Blade 1/10" Splice	2.50
71	Hinge Rod	2.20
72	Upper Shear Blade (2 used)	1.20
74	Latch Spring (2 used)	.75
75	Scraper Holder	2.25
75B	Scraper Holder with Brush	3.25
76	Felt Moistener	.20
77	Set Screw for Shear Blade	.10
78	Set Screw for Pressure Spring	.10
79	Scraper Guide	.60
80	Latch Pin Lower Nut	.10
81	Latch Pin Washer	.10
82	Latch Pin	.60
83	Latch Pin Upper Nut	.10
84	Scraper Blade 1/16" Splice	.60
85	Scraper Blade 1/10" Splice	.60
86	Attaching Screw (10 used)	.10
87	Scraper Blade Screw	.10

#### MODEL R-2 (35MM) & MODEL R-3 (16MM)

Part No.		Nomenclature	Price
R-3 (16MM)	R-2 (35MM)		
91	1	Upper Left Jaw	\$4.95
95	5	Upper Right Jaw	4.95
96	6	Lower Left Jaw	6.25
98	8	Lower Right Jaw	6.25
—	29	Scraper Blade 5/32" Splice	.60
—	32	Scraper Blade 5/32" Splice	3.00

Below Parts Interchangeable Between R-2 and R-3.

Part No.	Nomenclature	Price	Part No.	Nomenclature	Price
2	Left Cement Guard	\$ 1.20	26	Shear Blade and Latch Spring Screw	.10
3	Lower R Pressure Spr	1.20	27	Scraper Blade 1/10" Splice	.60
4	Upper R Pressure Spr	1.20	28	Guards and Pressure Spring Screw	.10
7	Base	12.00	30	Shear Blade for 1/16" Splice	3.00
9	Left Shear Blade	1.20	31	Shear Blade for 1/10" Splice	3.00
10	Felt Moistener	.20	33	Latch Pin	.60
11	Right Shear Blade	1.20	34	Outer Latch Spring	.45
14	Hinge Rod Set Screw	.10	35	Latch Spring	.60
15	Scraper Guide	1.20	36	Inner Latch Spring	.45
16	Adj. Screw for Shear Blade	.10	37	Scraper Blade Screw	2.25
17	Set Screw for Shear Blade	.10	38	Scraper Holder	3.25
18	Adj. Screw for Pressure Spring	.10	38B	Scraper Holder with Brush	3.25
19	Scraper Guide Washer	.10	39	Thrust Spring	.40
20	Latch Pin Lower Nut	.10	40	Hinge Rod	3.00
21	Latch Pin Washer	.10	—	Sprocket Pins	.40
22	Latch Pin Upper Nut	.10			
23	Hinge Rod Collar	1.25			
24	Scraper Guide Screw	.10			
25	Scraper Blade 1/16" Splice	.60			



#### NEUSCOPE 35MM SPLICER

Parts listed below are the only ones that are not interchangeable with R-2 parts listed above.

Part No.	Nomenclature	Price
50C	Top Pressure Plate (On Upper Right Jaw)	\$ 1.50
1C	Upper Left Jaw	12.00
3C	Upper Pressure Spring (Right Hand)	1.50
5C	Upper Right Jaw	12.00

Part No.	Nomenclature	Price
4C	Lower Pressure Spring (Right Hand)	\$ 4.50
6C	Lower Left Jaw	12.00
7C	Base	13.00
8C	Lower Right Jaw	15.00
11C	Upper Right Shear Blade	5.00

Part No.	Nomenclature	Price
—	Neuzip Scraper (To Replace Part No. 38)	\$ 3.95
28C	Screw for Pressure Plate	.10
—	Sprocket Pins (Must Specify for Neuscope or Cinemascope 4 track perf)	.40

### MEASURING MACHINES

#### MODEL ST-16 SHOWTIMER (16MM)

Part No.	Nomenclature	Price
SL-5	Counter Only (hr, min, sec)	\$49.50
SL-5A	Counter with Gear	53.00
SL-11	Main Shaft Gear	3.25
SL-17	Nylon Tension Roller	6.50
SL-18	Arbor for Roller	2.00
SL-19	Sprocket Hub	32.50
SL-21	Right Hand Tension Arm	18.50
SL-23	Left Hand Tension Arm	18.50
SL-26	Tension Spring	.50

#### MODEL HM-5-S (16MM) & M-37-S (35MM)

—Footage Only—

Part No.	Part No.	Nomenclature	Price
HM-5-S (16MM)	M-37-S (35MM)		
L-4	K-4	4 Digit Footage Counter	\$47.00
L-4A	K-4A	4 Digit Footage Counter with Gear	50.50
L-11	K-11	Main Shaft Gear	5.40
L-17	K-17	Tension Roller	6.50
L-18	K-18	Arbor for Roller	2.00
L-19	K-19	Sprocket Hub	35.00
L-21	K-21	Right Hand Tension Arm	13.50
L-23	K-23	Left Hand Tension Arm	13.50
L-26	K-26	Tension Spring	.50
L-28	K-28	Tension Arm Arbor	1.75

#### MODEL M-38-S (35MM FOOTAGE & FRAME)

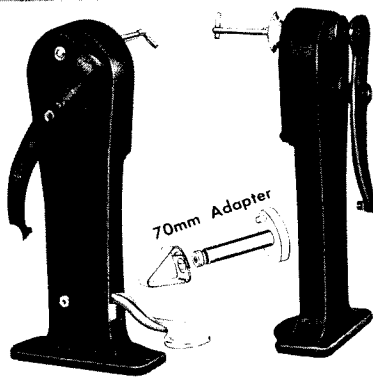

Above M-37-S parts interchangeable with M-38-S, except:

Part No.	Nomenclature	Price
K-5	5 Digit Footage & Frame Counter	\$51.50
K-5A	Counter with Gear	55.00

## 35/70 MM THEATRICAL BOOTH EQUIPMENT


### 35/70 MM POWER TABLE

Ref. #	Nomenclature	Price Each
1.	35mm Stub Shaft (5/16" diameter)	\$ 6.60
2.	35/70 Drive End Shaft	29.00
3.	35/70 Brake End Shaft (Above Without 70mm Adaptor or Clip)	32.50
4.	Stationary Friction Block	14.75
5.	Rotating Friction Block	11.60
6.	Block Pin	1.75
7.	Friction Disc	2.00
8.	Brake End Shaft Retaining Collar	2.75
9.	Brake End Inner Retaining Collar	3.25
10.	Brake End Shaft Tension Spring	2.20
11.	Tension Spring Lock Collar (2 required)	.70
12.	Tension Spring Retaining Collar	.25
13.	Drive End Shaft Pulley	4.25
14.	Drive Belt	5.75
15.	Drive End Shaft Supports	40.00/pr
16.	Brake End Shaft Supports	43.00/pr
-	70mm Adaptor (1/2" diameter)	17.50
-	70mm Clip	3.50
-	Motor Pulley	4.25
-	Gear Box (New)	102.50
-	Gear Box (Rebuilt) Exchange Price	87.50
-	Lubricant	3.50/pt
-	Motor Mounts	6.25/set



### X-3 REWINDS (35MM)

Nomenclature	Price
X-3 Brake Housing	\$49.50
X-3 Geared End Housing	46.00
X-3 Crank Handle	12.00
X-3 Brake Unit Complete	16.50
X-3 Brake Rod	10.50
70mm Adaptor (1/2" diameter)	17.50
70mm Clip	3.50
35mm Adaptor (1/2" diameter) & Clip	21.00



### 35/70MM NEUSCOPE SPLICER

Part No.	Nomenclature	Price	Part No.	Nomenclature	Price
701C	Upper Left Jaw	\$20.50	7023	Hinge Rod Collar	\$ 1.25
702	Cement Guard	2.75	7024	Scraper Guide Screw	.10
703C	Upper Pressure Spring RH	2.75	7026	Attaching Screws	.10
704C	Lower Pressure Spring RH	4.50	7027	Scraper Blade	.60
705C	Upper Right Jaw	20.00	7031	Shear Blade	7.50
706C	Lower Right Jaw	28.50	7033	Latch Pin	.60
707C	Lower Left Jaw	35.00	7034	Outer Supplementary Latch Spring	.45
708C	Base	28.50	7035	Latch Spring	.60
709	Lower Right Jaw	5.25	7036	Inner Supplementary Latch Spring	.45
7010	Left Shear Blade	.20	7037	Scraper Holder Screw	.10
7011C	Felt Moistener	7.25	7038	Scraper Holder	2.25
7014	Right Shear Blade	.10	7038B	Scraper Holder with Brush	3.25
7015	Hinge Rod Set Screw	3.00	7039	Thrust Spring	.40
7016	Scraper Guide	.10	7040	Hinge Rod	3.00
7017	Lower Shear Blade Adj. Screw	.10	7050C	1st Supplementary RH Pressure Spring	4.25
7018	Pressure Spring Adj. Screw	.10	7051C	2nd Supplementary RH Pressure Spring	2.25
7019	Scraper Guide Washer	.10			
7020	Latch Pin Lower Nut	.10			
7021	Latch Pin Washer	.10			
7022	Latch Pin Upper Nut	.10			

**TO AVOID ERROR**  
Please Order By Part Number and Nomenclature  
Parts and Prices Subject To Change Without Notice

Executive & Sales Offices

**NEUMADE INDUSTRIES INC.**  
720 White Plains Road  
Scarsdale, New York 10583  
(914) 725-4900

Manufacturing Plant

**NEUMADE PRODUCTS CORP.**  
2485 Walden Avenue  
Buffalo, New York 14225

## **MODERNLY EQUIPPED INDUSTRIAL PLANTS**

in which use of any type of photographic film is made – for testing or research purposes – will find the service NEUMADE offers invaluable.

We design and construct TRAYS, TANKS and RACKS of any of the necessary acid-resisting metals, including Allegheny (Stainless) Steel, Monel and Chromium.

*Accurate Estimates from Sketches submitted without  
Cost or Obligation.*