

# Film-Tech

The information contained in this Adobe Acrobat pdf file is provided at your own risk and good judgment.

These manuals are designed to facilitate the exchange of information related to cinema projection and film handling, with no warranties nor obligations from the authors, for qualified field service engineers.

If you are not a qualified technician, please make no adjustments to anything you may read about in these Adobe manual downloads

[www.film-tech.com](http://www.film-tech.com)

# TECO

Motorized Large Reel Film Rewinders

Model SR-15 Standard Rewind (single  
speed)

Model DR-25 Deluxe Rewind (two speed)

**Theatrical Electronics Corp.**

2938 Cladys Fork Road

P.O. Box 207

Ferguson, N.C. 28624

Phone: 1-800-863-8326

Fax: 1-877-881-3992

# STANDARD MODEL

SR-15


SUGGEST USE OF HAND REWIND FOR CARTOON REELS  
AND MAKE UP.

SINGLE SPEED

## 1/3 H.P. BALL BEARING, LOW TORQUE, LOW SPEED MOTOR ELEMİNATES FILM BUCKLE


### 1 SPEED

**Heavy Duty  
Automatic  
Rewind**



CHANGE OF  
MOTOR PULLEY  
REGULATES SPEED.

SOLD THROUGH  
DEALERS ONLY.



CHANNEL TYPE BRACKETS,  
SLANTED; NO FLIP DEVICE  
NO PINS,

COMPLETE; MOUNTS TO ANY TABLE.

MOTOR: DAYTON # 3M 838  
CAPACITOR: DAYTON # 6X656

5/16" SHAFT CONVERTS TO  
1/2" WITH BUSHING.

UNIVERSAL DRIVING DOG;  
FITS ALL REELS.

ALSO AVAILABLE:  
DELUXE REWIND DR-25  
TWO SPEED



P. O. BOX 706  
MATTHEWS, N.C. 28105

704  
847-4455

THIS REWIND IS GUARANTEED NOT TO WORK PROPERLY UNLESS YOU FOLLOW INSTRUCTIONS.

### INTERMEDIATE AND DELUXE REWIND INSTRUCTIONS

DRAW A LINE ON THE WORK BENCH 6" BACK FROM THE FRONT EDGE. THE CLUTCH END OF THE REWIND IS TO BE MOUNTED SECURELY AND LINED UP PROPERLY WITH THIS LINE.

THE MOTOR END OF THE REWIND SHALL BE PLACED 1" BEHIND THIS LINE, AND FASTENED SECURELY IN PLACE.

THE AUTOMATIC CONTROL IS TO BE PLACED 1 3/4" IN FRONT OF THE LINE, AND APPROXIMATELY 2" AWAY FROM THE REEL THAT IS MOTOR DRIVEN, ADJUST THE AUTOMATIC DEVICE SO THAT THE FILM IS PROPERLY ALIGNED BETWEEN THE TWO REELS, THEN LOCK DOWN.

#### ABSOLUTELY NECESSARY ADJUSTMENTS

Loosen the clutch end of the rewind until it does not hold the automatic roller up. Then gradually tighten the clutch until it holds the roller up for normal rewinding.

Loosen the motor belt until it causes a clutch action, then gradually tighten until the clutch action is removed.

It may be necessary to adjust the automatic control. The film must have even pressure on both sides of the nylon roller, or this puts undue strain on one side of the film making it easier to break.

If you make the above adjustments you will get excellent results out of this equipment. If you do not make the above adjustments you will not get proper results out of this equipment. Too much clutch action will cause film to break unnecessarily, and motor to overheat and cut off. If the motor belt is not loosened properly it will cause the motor to overheat and cut off, and cause unnecessary bearing noise, and wear.

ONE SWITCH ON THE AUTOMATIC DEVICE IS "HI" AND "LO". THIS IS FOR 1100 RPM, AND 800 RPM MOTOR SPEEDS, HOWEVER, THE "LO" SETTING WILL NOT WORK UNLESS THE MOTOR IS PROPERLY LOADED, AND THIS ONLY BECOMES EFFECTIVE WHEN THE MOTOR DRIVEN REEL BEGINS TO FILL UP, CAUSING THE MOTOR TO GRADUALLY SLOW DOWN.

THE OTHER SWITCH IS A THREE POSITION SWITCH WITH "OFF" IN THE MIDDLE POSITION, THE "ON" POSITION IS USED FOR MAKING UP THE SHOW, AND AT ANY TIME YOU DO NOT WANT TO USE THE AUTOMATIC CONTROL. THE AUTOMATIC ROLLER WILL NOT WORK UNLESS THE SWITCH IS IN THE "AUTO" POSITION.

OIL ALL FELT WASHERS, AND OIL HOLES MONTHLY WITH 20 WEIGHT OIL.

The intermediate rewind is shipped with 4 interchangeable fittings, 2 fitted with pins, and 2 either 5/16" or 2---1/2", or cinemacanica fittings with driving dogs.

THE DELUXE REWIND IS SHIPPED WITH SIX INTERCHANGEABLE FITTINGS, 2 WITH PINS, 2 WITH 5/16", and 2 with 1/2" SHAFTS WITH DRIVING DOGS. (THE 1/2" MAY BE INTERCHANGED FOR CINEMACANICA IF DESIRED). THE RIGHT BEARING ASSEMBLY IS SPRING LOADED, MAKING IT EASY TO FLIP THE BELT FROM ONE PULLEY ARRANGEMENT TO THE OTHER.

"TECO" BOX 706 MATTHEWS, N.C. 28105 (704) 847-4455

THEATRICAL ELECTRONICS 1122 INDUSTRIAL DRIVE

FAX: 704-845-1709

## DELUXE REWIND INSTRUCTIONS

This rewind is guaranteed not to work properly unless you follow instructions.

Draw a line on the work bench 6" back from the front edge. The clutch end of the rewind is to be mounted securely and lined up properly with this line.

The motor end of the rewind shall be placed 1" behind this line, and fastened securely in place.

The automatic control is to be placed 1 3/4" in front of the line, and approximately 2" away from the reel that is motor driven, adjust the automatic device so that the film is properly aligned between the two reels, then lock down.

### ABSOLUTELY NECESSARY ADJUSTMENTS

Loosen the clutch on the rewind until it does not hold the automatic roller up. Then gradually tighten the clutch until it holds the roller up for normal rewinding. (Adjust tension by two Allen screws on "RED" knobs). Both screws should be screwed in about the same amount.

Loosen the motor belt until it causes a clutch action, then gradually tighten until clutch action is removed. Both belts must be loose, but not loose enough to cause clutch action.

It may be necessary to adjust the automatic control. The film must have even pressure on both sides of the nylon roller, or this puts undue strain on one side of the film making it easier to break.

Too much clutch action will cause film to break unnecessarily, and motor to overheat and cut off. If the motor belt is not properly loosened it will cause the motor to overheat and cut off, and cause unnecessary bearing noise.

If you will take the time to make the above adjustments you will get excellent results with this equipment.

A three position switch with "OFF" in the middle position is provided. The "ON" position is used for making up the show, and at any time you do not want to use the automatic control. The automatic roller will not work unless the switch is in the "AUTO" position.

The right bearing assembly is spring loaded, making it easy to flip the belt from one pulley arrangement to the other.

By following the simple procedures above you will receive many years of trouble free service out of this Rewind. It is simple in design--it is easy to repair should repair become necessary. It is virtually maintenance free.



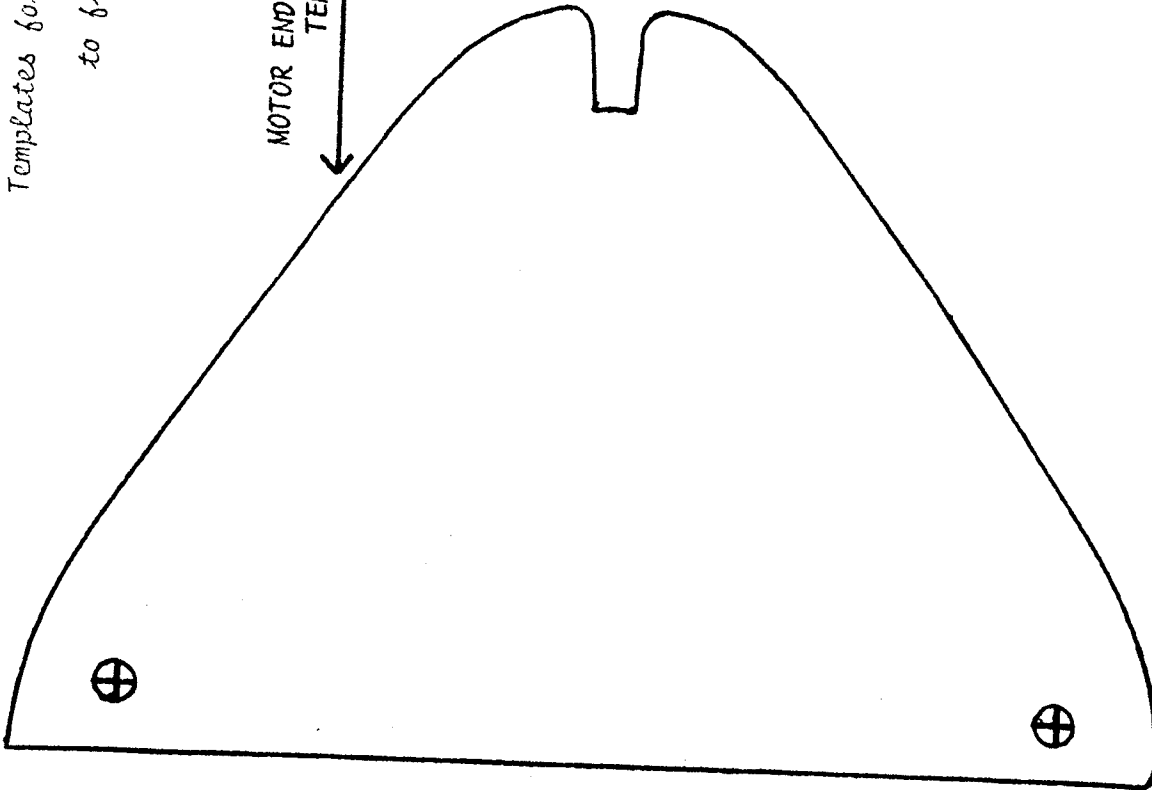
MEMBER NORTH CAROLINA WORLD TRADE ASSOCIATION

**Theatre Equipment Co., Inc.**  
Exporters, Importers

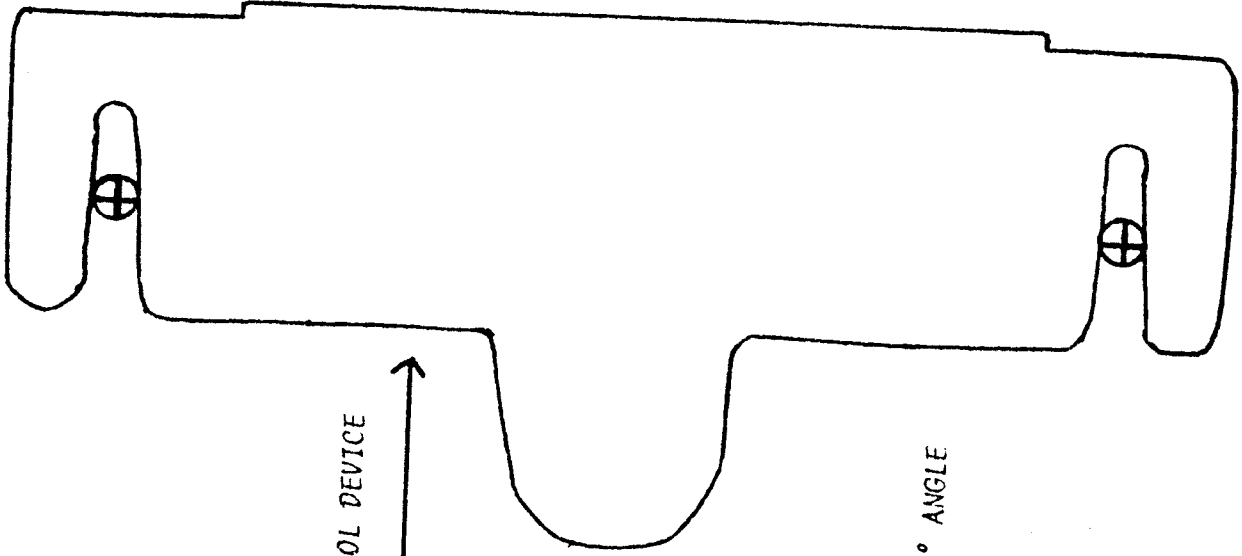
1122 INDUSTRIAL DRIVE, PHONE 847-4455

MATTHEWS, NORTH CAROLINA 28105, U.S.A.

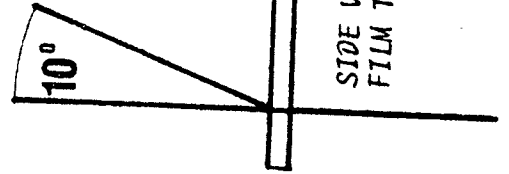
*Templates for drilling holes in rewind table  
to fit "Teco" rewinds.*



MOTOR END AND CLUTCH END  
TEMPLATE



AUTOMATIC CONTROL DEVICE  
TEMPLATE



DRILL ALL HOLES AT A 10° ANGLE  
TO THE FILM TABLE.

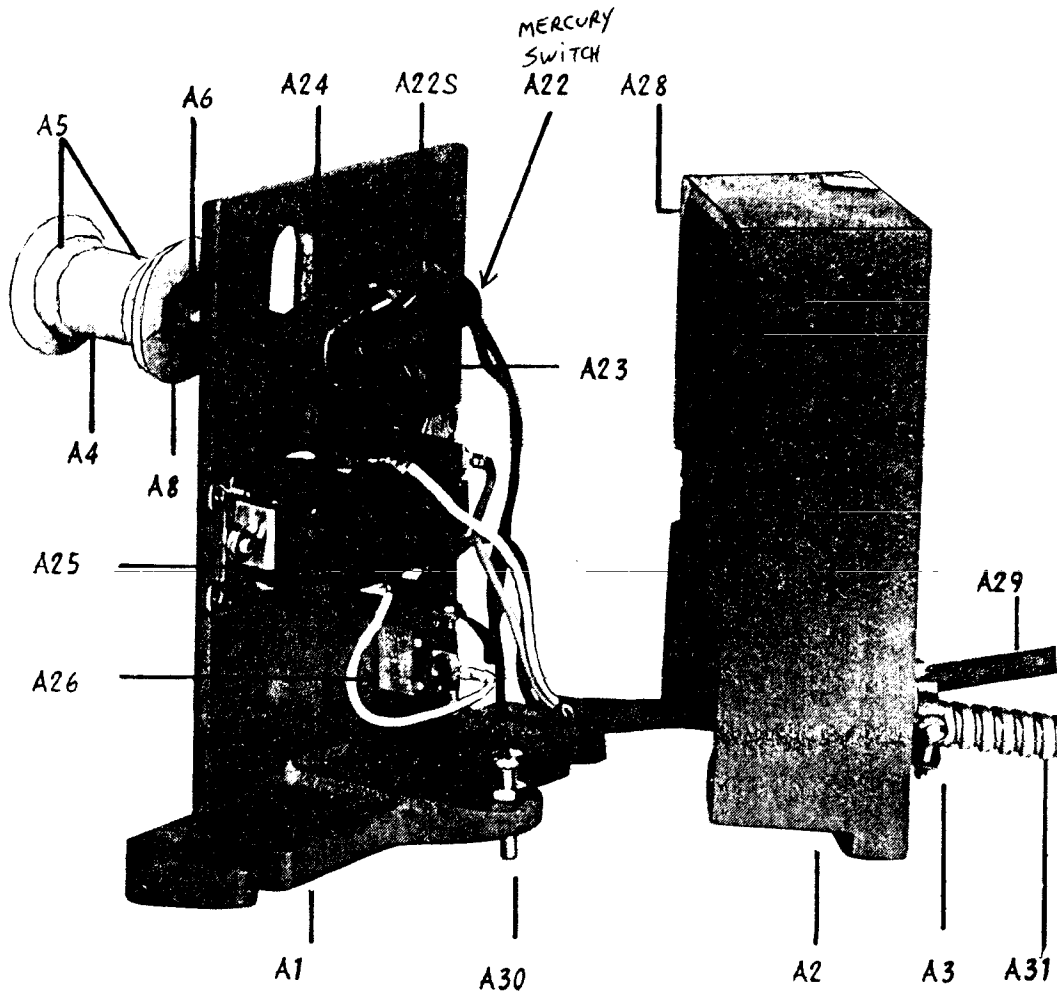


BOX 706, 1122 INDUSTRIAL DR.  
MATTHEWS, N. C. 28105

SIDE VIEW OF  
FILM TABLE



# AUTOMATIC CONTROL



- A1 Base Casting
- A2 Box Cover Casting
- A3 Connectors (3/8" Elec. Romex)
- A4 Roller (film)
- A5 Ball Bearings S1KDD-7 (2)
- A6 Bolt (roller) 1/4-20 3" Rd. Head
- A8 Nut 1/4-20
- A22 Mercury Switch (5 amp)

- A23 Clip (mercury switch)
- A22S Stud Screw
- A24 Casting (mercury switch)
- A25 Duplex Receptacle W/G
- A26 Switch (on-off-on)
- A28 Bumper Strip (rubber)
- A29 3 Conductor cord W/Plug
- A30 Bolt W/Nut (adjusting)
- A31 Flexible conduit

"Teco" Box 706 Matthews, N.C. (704) 847-4455

BOX 706, MATTHEWS, N.C. 28105 (704) 847-4455

"TECO"

AUTOMATIC CONTROL FOR REWIND PARTS

PART NO.	DESCRIPTION	PRICE EA.	QUANTITY	AVAILABLE FROM
A1	BASE CASTING	12.00	1	*
A2	BOX COVER CASTING	12.00	1	*
A3	CONNECTORS (3/8 ELEC. ROMEX)	1.00	2	**
A4	ROLLER (FILM)	10.00	1	*
A5	BALL BEARINGS (ROLLER) S1KDD-7	3.00	2	***
A6	BOLT(ROLLER) 1/4-20 3" ROUND HD	.50	1	**
A8	NUT 1/4-20	.50	2	**
A22	MERCURY SWITCH 5 AMP. 2X236	7.00	1	****
A23	CLIP (MERCURY SWITCH) 4X553	.50	1	****
A22S	STUD SCREW	2.00	1	*
A24	CASTING (MERCURY SWITCH)	5.00	1	*
A25	DUPLEX RECEPTACLE W/G	2.00	1	**
A26	SWITCH (ON-AUTO) SP-DT ON-OFF-ON	3.00	1	****
A27	SWITCH (HI-LO) SPDT ON-ON 2X465	3.00	1	****
A28	RUBBER BUMPER STRIP	.50	1	*
A29	3 CONDUCTOR CORD SJ #16 -- 6'	2.00	1	**
A30	A/C MALE PLUG W/G 2X993	2.00	1	**

\* AVAILABLE ONLY AT "TECO"  
\*\* AVAILABLE AT YOUR LOCAL HARDWARE  
\*\*\* AVAILABLE AT YOUR LOCAL BEARING SUPPLY  
\*\*\*\* AVAILABLE AT W.W. GRAINGER

NOV. 1, 1972 XX40



# THEATRE EQUIPMENT CO.

BOX 706 - 1122 INDUSTRIAL DR.

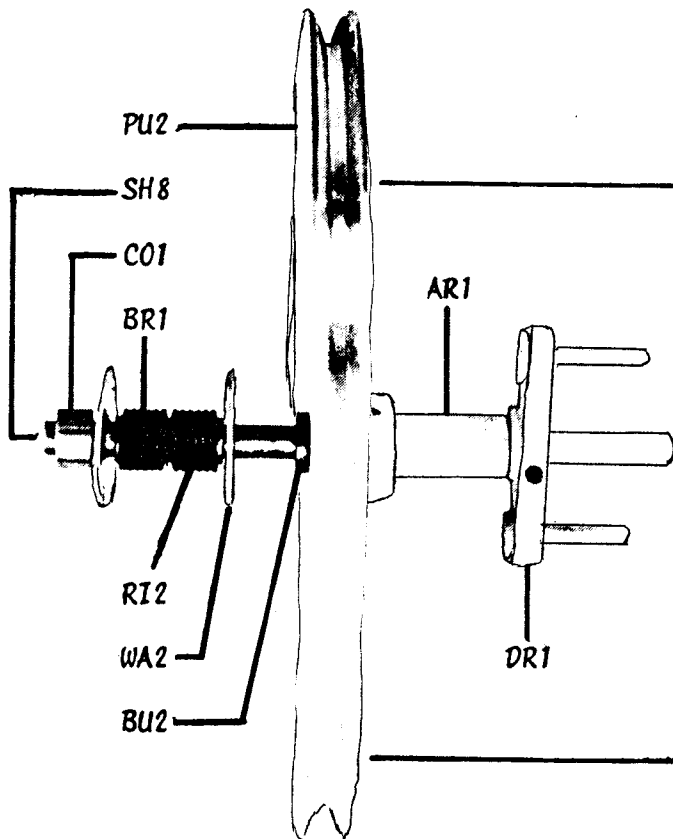
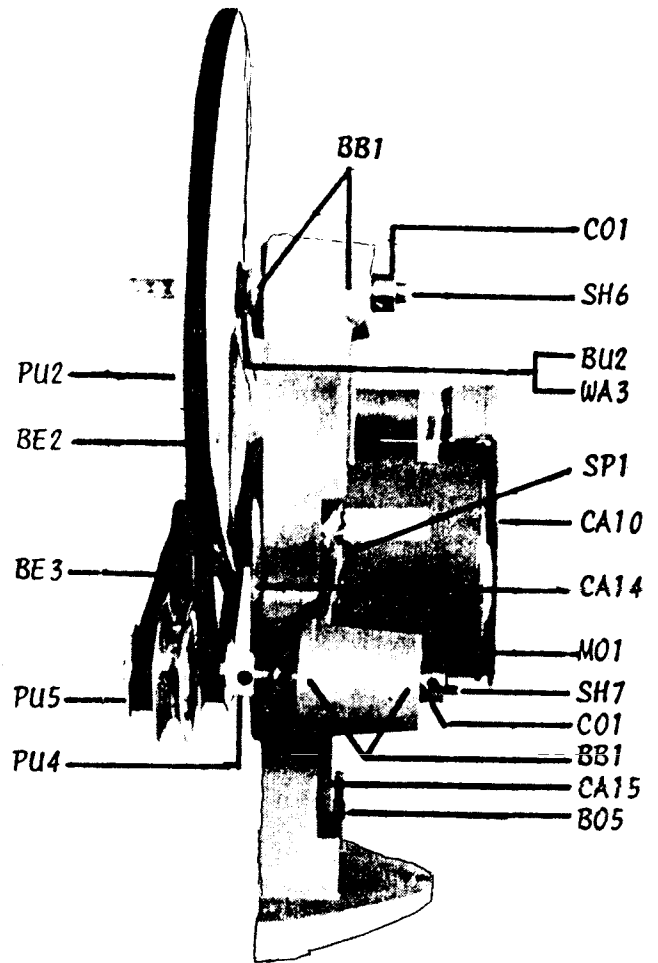
MATTHEWS, N. C. 28105

Dial (704) 847-4455



## DELUXE REWIND

- PU2 Pulley 12"
- BE2 Belt 3L400
- BE3 Belt 3L230
- PU5 Pulley Double (2)
- PU4 Pulley 1 1/2"
- BB1 Bearings Ball R8ZZ (2)
- C01 Collar
- SH6 Shaft
- BU2 Bushing 3/16" thick
- WA3 Washer
- CA10 Casting
- CA14 Casting
- M01 Motor 3M175
- SH7 Shaft
- CA15 Casting
- B05 Bolt stripper 3/8" stud
- SP1 Spring Expansion



### Former Production

- PU2 Pulley 12"
- SH8 Shaft
- C01 Collar
- BR1 Bearing Roller (2)
- RI2 Rings "0" (12)
- WA2 Washer Fender 2"
- BU2 Bushing 3/16" thick
- AR1 Arbor
- DR1 Driving Dog Universal

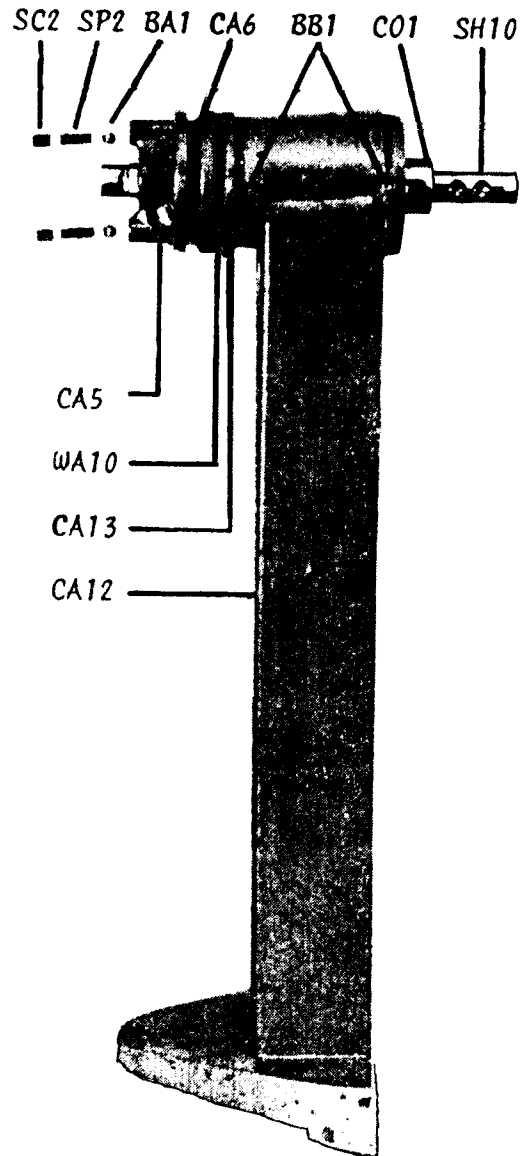
# THEATRE EQUIPMENT CO.

BOX 706 - 1122 INDUSTRIAL DR.  
 MATTHEWS, N. C. 28105  
 Dial (704) 847-4455



## DELUXE REWIND

- SC2 Screw 10-32-1/4 Set (2)
- SP2 Spring Compression (2)
- BA1 Ball (2)
- CA6 Casting
- BB1 Bearing Ball (2) R8ZZ
- C01 Collar
- SH10 Shaft
- CA5 Casting
- WA10 Washer Felt 2"
- CA13 Casting
- CA12 Casting

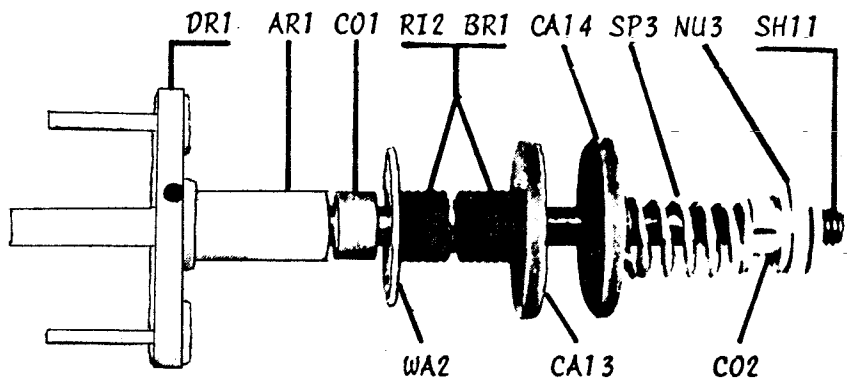


## SERVICE BULLETIN

IF THE FILM FEEDING INTO YOUR LARGE TAKE UP REELS IS FEEDING ERRATIC ENOUGH TO CAUSE THE REELS TO SPREAD INSTALL A "Teco" BALL BEARING ROLLER CLOSE TO THE TAKE UP REEL.

### Former Production

- DR1 Driving Dog Universal
- AR1 Arbor
- C01 Collar
- RI2 Rings "O" (12)
- BR1 Bearings Roller (2)
- CA14 Casting
- SP3 Spring Compression
- NU3 Nut Locking
- SH11 Shaft
- WA2 Washer Fender 2"
- CA13 Casting
- C02 Collar Spring Retaining



"TECO" DELUXE REWIND (MOTOR END) PARTS

PART NO.	DESCRIPTION	PRICE EA.	QUANTITY	AVAILABLE FROM
DR1M	BASE CASTING			
DR10	"O" RINGS ARP-115	30.00	1	*
DR11	BEARINGS (ROLLER TYPE) B-812	.20	12	*
DR12	WASHER (FENDER TYPE) 1/2"	2.40	2	***
DR13	SCREW (WASHER) 8-32 X 3/8" PAN	1.00	2	*
DR14M	SHAFT	.50	4	**
DR21	GREASE FITTING 1/4-28	18.00	1	*
DR26	COLLAR 1/2"	1.00	1	**
DR27	WASHER 1/2"	1.00	1	**
DR28	PULLEY 12" 1/2" BORE 3x938	.50	1	**
DR29	COVER (REAR MOTOR CASTING)	15.00	1	****
DR30	MOTOR (1/3 H.P.) 3M175	14.00	1	*
DR32	BRACKET (MOTOR MOUNT CASTING)	50.00	1	****
DR34	BELT "V" 3L400	12.00	1	*
DR35	PULLEY (2 STEP)	4.00	1	**
DR36	BELT "V" (FOR 2 STEP PULLEY) 3L230	8.00	2	*
		4.00	1	**
SWIVEL BEARING ASSY.				
DR37	CASTING (SWIVEL BEARING ASSY)	20.00	1	*
DR10	"O" RINGS ARP-115	.20	12	***
DR11	BEARINGS (ROLLER TYPE) B-812	2.40	2	***
DR12	WASHER (FENDER TYPE) 1/2"	1.00	2	*
DR13	SCREW (WASHER) 8-32 X 3/8" PAN	.50	4	**
DR21	GREASE FITTING 1/4-28	1.00	1	**
DR38	SHAFT	10.00	1	*
DR26	COLLAR 1/2"	1.00	2	**
DR40	PULLEY 1 1/2" X 1/2" BORE	3.00	1	**
DRIVING ATTACHMENTS (REEL)				
DR42	5/16" SHAFT WITH PIN	20.00	1	*
DR43	5/16" SHAFT WITH UNIVERSAL DRIVING DOG	22.00	1	*
DR44	1/2" SHAFT WITH UNIVERSAL DRIVING DOG	22.00	1	*
DR45	1/2" SHAFT (CINEMACANICA AND UNIVERSAL)	22.00	1	*
DR46	SPRING (SWIVEL CASTING)	2.00	1	*
DELUXE REWIND (DUMMY END) PARTS				
DR1D	BASE CASTING			
DR10	"O" RINGS ARP-115	30.00	1	*
DR11	BEARINGS (ROLLER TYPE) B812	.20	12	***
DR15C	LOCKING NUT (COMBINATION COLLAR)	2.40	2	***
DR17	SPRING	10.00	1	*
DR21	GREASE FITTING 1/4-28	2.50	1	*
DR24	CLUTCH CASTING (LEATHER ATTACHED)	1.00	1	**
DR25	CLUTCH PLATE (CASTING)	8.00	1	*
DR41	SHAFT	6.00	1	*
		10.00	1	*
*	AVAILABLE FROM "TECO" ONLY			
**	AVAILABLE AT YOUR LOCAL HARDWARE			
***	AVAILABLE AT YOUR LOCAL BEARING SUPPLY			
****	AVAILABLE W.W. GRAINGER			

NOVEMBER 1, 1972 xx40

THEATRE EQUIPMENT CO. BOX 706  
MATTHEWS, N.C. 28105 (704) 847-4455

Removable Arbor Assemblies

THEATRE EQUIPMENT CO.

BOX 706 - 1122 INDUSTRIAL DR.

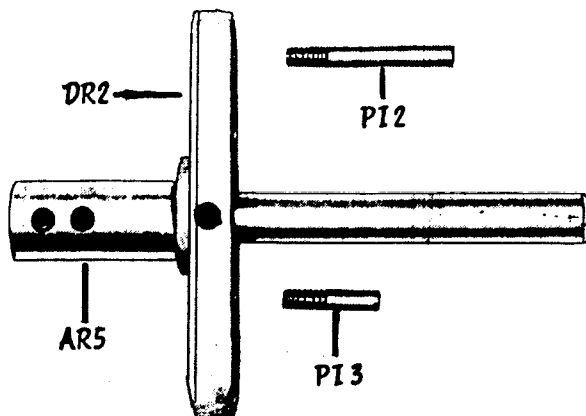
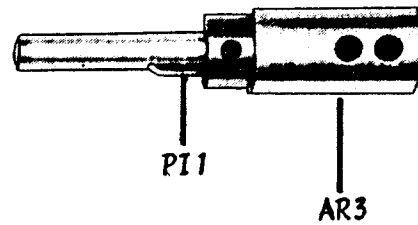
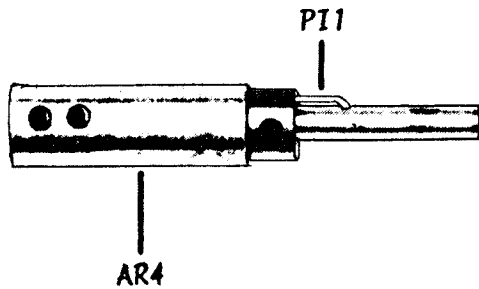
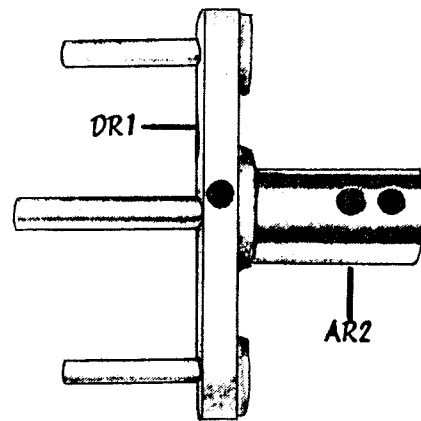
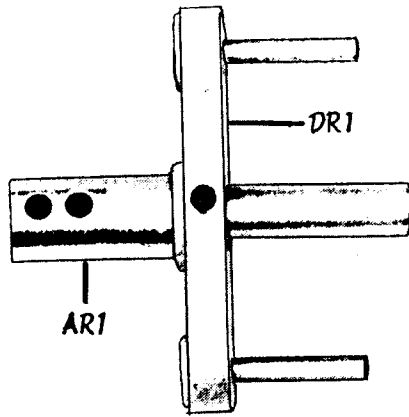
MATTHEWS, N. C. 28105

Dial (704) 847-4455

- AR1 Arbor assy Universal 1/2"
- AR2 Arbor assy Universal 5/16"
- AR3 Arbor assy 5/16" Pin
- AR4 Arbor assy Cinemacanica Pin
- AR5 Arbor assy Cinemacanica 1/4" Pin
- DR1 Driving Dog Universal
- DR2 Driving Dog Cinemacanica
- PI1 Pin
- PI2 Pin
- PI3 Pin
- C03 Collar



DELUXE REWIND



THEATRE EQUIPMENT COMPANY SHALL HEREAFTER BE REFERRED TO AS "TECO"

## WARRANTY

"TECO" GUARANTEES ALL PRODUCTS TO BE FREE FROM DEFECTIVE WORKMANSHIP AND MATERIAL FOR THE FOLLOWING PERIOD OF THE DATE OF PURCHASE BY THE CONSUMER.

NEW ELECTRONIC PRODUCTS	ONE (1) YEAR
NEW LENS	ONE (1) YEAR
NEW REWIND EQUIPMENT	NINETY (90) DAYS
NEW REEL BRACKETS	NINETY (90) DAYS
ALL USED EQUIPMENT	NINETY (90) DAYS
MIRRORS	NINETY (90) DAYS
LENS REPAIR	NO GUARANTEE
REELS	NINETY (90) DAYS

"TECO" WILL REPLACE DEFECTIVE PARTS THAT ARE MALFUNCTIONING UNDER THIS WARRANTY WHEN THE DEFECT OCCURS UNDER NORMAL INSTALLATION AND USE PROVIDED THE UNIT OR PART IS RETURNED TO OUR FACTORY VIA PREPAID TRANSPORTATION. THIS WARRANTY PROVIDES THAT EXAMINATION OF THE RETURNED PRODUCT MUST DISCLOSE, IN OUR JUDGMENT A MANUFACTURING DEFECT. THIS WARRANTY DOES NOT EXTEND TO ANY PRODUCT, WHICH IN OUR JUDGMENT, HAS BEEN SUBJECT TO MISUSE, NEGLIGENCE, ACCIDENT, OR IMPROPER INSTALLATION. THIS WARRANTY IS LIMITED TO REPLACING OF DEFECTIVE PARTS ONLY AND DOES NOT EXTEND TO COVER LABOR OR ANY OTHER COSTS OR DAMAGES.

MIRRORS ARE GUARANTEED TO GIVE PROPER LIGHT ONLY FOR 90 DAYS. THIS GUARANTEE DOES NOT COVER CRACKING OR BREAKING. (METAL BACK HOLDS CRACKED MIRROR IN PLACE AND DOES NOT DISTURB LIGHT.

LENS REPAIR: NO GUARANTEE. OUR RESPONSABILITY IS LIMITED TO OUR CHARGES FOR REPAIRS ONLY. WE ACCEPT NO RESPONSABILITY FOR LENS BEING DAMAGED WHILE BEING REPAIRED BY "TECO"

THIS WARRANTY IS GIVEN IN LIEU OF ANY OTHER WARRANTY IMPLIED OR EXPRESSED AND WILL NOT COVER ANY CONSEQUENTIAL DAMAGES.

## CONDITIONS OF SALE

"TECO" HAS NO CONTROL OVER THE USE OR MISUSE OF ITS PRODUCTS, THEREFORE, "TECO" SHALL NOT BE HELD RESPONSABLE FOR THE USE OR MISUSE OF ITS PRODUCTS.

"TECO" IS NOT TO BE HELD RESPONSABLE FOR ANY CONSEQUENTIAL DAMAGES.

THE PURCHASER OF ANY "TECO" PRODUCTS MAY, WITHOUT EXPLANATION, RETURN TO OUR FACTORY, OR RECOGNIZED DEALER FROM WHOM THE PURCHASE WAS MADE, ANY PRODUCTS MANUFACTURED AND/OR SOLD BY "TECO", OR SOLD BY RECOGNIZED DEALERS, FOR A FULL REFUND PROVIDED SUCH PRODUCT OR PRODUCTS ARE RETURNED UNUSED WITHIN TEN DAYS FROM THE DATE OF RECEIPT OF SAID PRODUCTS.

NON RETURN OF THE PRODUCTS IN THE TEN DAY PERIOD CONSTITUTES ACCEPTANCE OF THE CONDITIONS OF SALE.

THESE CONDITIONS OF SALE ARE GIVEN IN LIEU OF ANY OTHER CONDITIONS OF SALE IMPLIED OR EXPRESSED.



THEATRICAL ELECTRONICS, INC.  
BOX 706, 1122 INDUSTRIAL DR.  
MATTHEWS, N. C. 28105

Teco

**YOUR  
BEST BUY**

**WORKHORSE OF THE INDUSTRY**

**Look to 'TECO' for Products  
with simplicity the keynote**



*You'll not gonna KWITCHERBELYAKIN  
'till you buy "Teco" like most big  
chains do. See your local dealer.*

TECO / THEATRICAL ELECTRONICS CO.

1122 INDUSTRIAL DRIVE

MATHEWS, N. C. 28105

1-800-863-8326

(704) 847-4455

FAX: 704-845-1709